



MS Colorfast45® Paint System




Polar White (80)

SR = 0.58	TE = 0.87	SRI = 68
-----------	-----------	----------



Light Stone (63)

SR = 0.50	TE = 0.88	SRI = 58
-----------	-----------	----------



Mocha Tan (22)

SR = 0.52	TE = 0.87	SRI = 60
-----------	-----------	----------



Antique Bronze (D4)

SR = 0.36	TE = 0.88	SRI = 39
-----------	-----------	----------




Taupe (74)

SR = 0.44	TE = 0.87	SRI = 49
-----------	-----------	----------



Ash Grey (25)

SR = 0.37	TE = 0.88	SRI = 40
-----------	-----------	----------




Charcoal (17)

SR = 0.30	TE = 0.87	SRI = 31
-----------	-----------	----------



Brown (12)

SR = 0.31	TE = 0.87	SRI = 32
-----------	-----------	----------



Dark Brown (44)

SR = 0.27	TE = 0.87	SRI = 27
-----------	-----------	----------



Forest Green (26)

SR = 0.27	TE = 0.87	SRI = 27
-----------	-----------	----------



Fern Green (07)

SR = 0.30	TE = 0.88	SRI = 31
-----------	-----------	----------



Sierra Green (20)

SR = 0.38	TE = 0.87	SRI = 41
-----------	-----------	----------




Ocean Blue (35)

SR = 0.30	TE = 0.88	SRI = 31
-----------	-----------	----------



Red (24)

SR = 0.30	TE = 0.86	SRI = 30
-----------	-----------	----------



Acrylic Coated Galvalume® (41)¹

SR = 0.67	TE = 0.14	SRI = 56
-----------	-----------	----------

(Color Code) • SR = Initial Solar Reflectance • TE = Thermal Emittance • SRI = Solar Reflectance Index




All Colors Meet or Exceed ENERGY STAR® Steep Slope Requirements

¹ Non-Painted Finish


26
WESTERN
GAUGE

COMMON 26 GAUGE PANEL PROFILES (COVERAGE)

Vertical Seam (12" & 16")




Striated




Flat Pan


Image II (12" & 16")



Striated




16" Minor Rib




12" Minor Rib


Clip-Loc (16")




PBR-Panel/R-Panel (36")




PBU-Panel/U-Panel (36")




IC72-Panel (36")




Classic Rib® (36")




Pro-Panel II® (36")




7/8" Corrugated (varies)




2.5" Corrugated (varies)




Delta Rib (24" & 36")




V-Line 32 (32")



Soffit Panel (12")



Flat



V-Grooves

Panels are also available in other gauges, please inquire. Not all colors and gauges are stocked at all branches. Color samples are close representations but are limited by processing and viewing conditions. Actual samples are available by request. For all specific warranty, application, installation and technical information regarding these products, contact your sales representative.

MS COLORFAST45® PAINT PERFORMANCE

Salt Spray Resistance

ASTM B 117	1,000 Hours	Creep from scribe no more than 1/8", no blisters
------------	-------------	--

Humidity Resistance

ASTM D 2247	1,200 Hours	No blisters, cracking or peeling
-------------	-------------	----------------------------------

Abrasion Resistance

ASTM D 968	Method A	30 liters/mil falling sand
------------	----------	----------------------------

Chalk Resistance

ASTM D 4214	2,000 Hours	No chalking greater than #8 rating
-------------	-------------	------------------------------------

Bend Adhesion

ASTM D 4145	2T	No loss of adhesion
-------------	----	---------------------

Direct and Reverse Impact

ASTM D 2794	80 in-lbs	No visible paint removal with cellophane tape
-------------	-----------	---

Water Immersion

ASTM D 870	500 Hours	No loss of adhesion (100°F)
------------	-----------	-----------------------------

Cross-Hatch Adhesion

ASTM D 3359	tape	No paint removal
-------------	------	------------------

Color Change

ASTM D 2244	2000 hours	Not exceed 5 Hunter units
-------------	------------	---------------------------

Flame Spread Rate

ASTM E 84		Class A coating
-----------	--	-----------------

11/15 1094