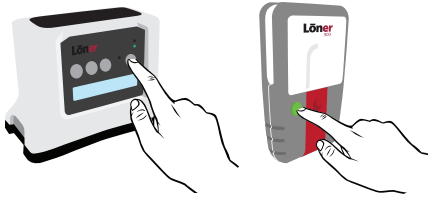


HOW DO I START MY SHIFT?



A: 1. Turn on your Loner Bridge

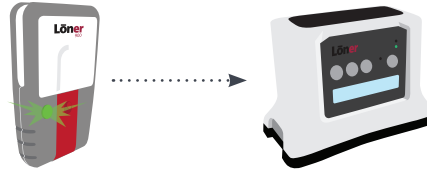
Press and hold the power button on the Loner Bridge. When the SureSafe™ light is solid green, it is safe to work.

2. Turn on your Loner 900 after your Loner Bridge is connected

Press once firmly on the power button on your Loner 900. When the SureSafe™ light is solid green, it is safe to work.

NOTE: Always turn on your Loner Bridge before your Loner 900.

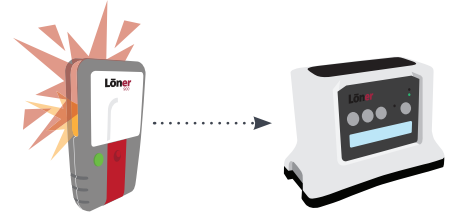
WHY IS MY LONER 900 FLASHING GREEN?



A: You have lost connection to the bridge

To reconnect, move closer to your Loner Bridge.

WHY IS MY LONER 900 FLASHING YELLOW AND RED?



A: Your device is in a muster alarm, and you are being called back to your Loner Bridge

Go to your Loner Bridge to read your message. Possible messages are: employee man down, boatman man down, or evacuation. Press and hold the latch for three seconds to silence the muster alarm.

WHY IS MY LONER 900 FLASHING BLUE?



A: The LiveResponse™ light confirms that monitoring personnel have received your remote alert, and are responding by following your emergency protocol

No action is required from you. Once monitoring personnel have resolved your alert, the LiveResponse blue light will shut off.

WHY IS MY LONER 900 BEEPING SLOWLY?



A: Your device is asking you to check-in

Press the latch once to check-in and silence the beeping.

WHY IS MY LONER 900 BEEPING REALLY FAST?



A: You have missed your check-in and your device has alerted monitoring personnel

To silence your missed check-in, press the latch for three seconds.

NOTE: This does not cancel the alert that has been sent to monitoring personnel.

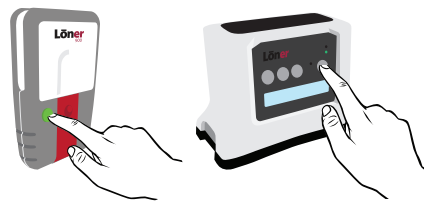
HOW DO I CALL FOR HELP?



A: Pull the red latch if you require assistance

Your device will alert monitoring personnel.

HOW DO I END MY SHIFT?



NOTE: Always turn off your Loner 900 before Loner Bridge to avoid false alerts.

A: 1. Turn off your Loner 900

Ensure your green light is solid on Loner 900 before turning off. If your green light is flashing, try moving closer to your Loner Bridge. Press and hold the power button on your Loner 900. The device will go into the shut down sequence.

2. Turn off your Loner Bridge

Press and hold the power button on the Loner Bridge after all connected Loner 900 have been turned off. The device will go into the shut down sequence.

3. Charge after every shift

Always charge your Loner 900 and Loner Bridge after every shift, and leave charging when not in use.

NOTE: Turn off your Loner 900 before plugging in to charge to avoid false alerts.

WHY IS THERE A SHORT BEEP EVERY FIVE MINUTES?



A: Your battery is low

Charge your device as soon as possible.