

TEXACRAFT®

2020 CATALOG



THE MOST BEAUTIFUL THINGS WE BUILD ARE RELATIONSHIPS

Since 1975, Texacraft® has been a trusted and reliable source of outdoor commercial furniture solutions for thousands of customers ranging from casinos and country clubs to multi-family housing, hotels and REITs. At Texacraft, we don't just take pride in what we do – we take pride in how we do it. Of all the things we build, relationships are by far the most important and we grow them by building trust, building consistency and building accountability. It isn't over when the sale is over, in fact, that is just the beginning. We remain on call, on task, on point and on time because we see our relationships as ongoing.

Texacraft's selection of outdoor furniture has expanded to offer more contemporary design options to help customers add both elegance and comfort to any outdoor space. This year, guests will want to spend more time outdoors with our new variety of outdoor games, such as popular Corn Hole and Ping Pong, and a new solar-powered umbrella that offers a USB charging station for electronic devices. The new Seascape Collection also offers aesthetic appeal and comfort through its durable aluminum frame and recycled lumber, available in several color options. Our wide variety of outdoor furniture products including extruded aluminum, high-quality resin wicker, dog park furnishings, and over 290 fabrics helps customers achieve their vision in any outdoor setting.

At Texacraft, we come from partnership, work and an unrelenting desire to get it right by striving to deliver not only a quality product but a quality experience and complete peace of mind. From our prolific product line – designed by some of the industry's most passionate and talented designers—to our commitment to on-time shipping and competitive pricing, you can count on us. Rest assured.

We hope you enjoy browsing our 2020 catalog full of exciting and new products that will make your projects successful.

Thank You For Your Business,

The Texacraft Team



Seascape and Zuma Collections

THE FACTORY TOUR

A



Spanning over 340,000 sq. ft. of manufacturing space the Texacraft facility continues to produce superior quality outdoor furnishings for the contract and hospitality markets. Thousands of square feet of space store truckloads of aluminum extrusions waiting to be bent, cut, welded and painted.

B



A host of machines that cut and bend the extrusions go to work forming the frames. Stacks upon stacks of cut extrusions make their way to the welding room where any one of 59 welding booths awaits the delivery.

C



Keeping abreast of the latest manufacturing technology helps us keep costs down while keeping the process lean and efficient. The addition of several robotic welders has proven this approach to be worthwhile. More robotic welding stations are being planned for.

D




Meanwhile, other departments in the factory are creating furniture components. Some of which include the aluminum stamping machine. This device takes blank aluminum sheets that are placed underneath a die that punches out patterns and shapes for our stamped table tops.

E



After receiving several washes, the frames are quick dried and enter the powder coating booths. The thick coating of polyester powder covers the raw aluminum with an extremely durable, protective finish coat.

F




From the washer, the furniture makes its way into the gas fired ovens where the powder coating melts and bakes onto the frames at more than 750 degrees Fahrenheit.

G



The upholstery department is another large part of the factory where thousands of bolts of fabric, stacks and rolls of foam and fiber are warehoused. Several large cutting tables cut the fabric from patterns in preparation for sewing at any one of the 40 sewing stations.

H



When completed, the furniture is inspected, securely wrapped for protection and placed into a heavy duty corrugated box for shipping. A newly installed box making machine makes boxes custom sized for each piece of furniture. A process that only takes seconds to complete.

I




The boxed furniture is labeled, put on a trailer and shipped to one of our many thousands of satisfied customers.

J



We take quality very seriously. We have our own in-house testing laboratory. This department has many different stations that test the quality of the paint, extrusions, vinyl, etc. Stress tests are also conducted to ensure the frames are strong enough to withstand commercial use.

K



Pride in Quality. That's what the more than 850 employees of Texacraft focus on every day. We thank you for your business.

TABLE OF CONTENTS

WOVEN

- 08 Alon
- 10 Zuma
- 12 Lantana
- 16 Coeur d'Alene
- 22 Nexus

TRANSITIONAL

- 106 Keywest Sling
- 108 Oasis
- 110 Splash

CONTEMPORARY

- 34 Seascape
- 38 Array Modular
- 42 Array Sling
- 46 Vibe Modular
- 50 Southern Cay Modular
- 52 Southern Cay Cushion
- 54 Southern Cay Woven
- 56 Southern Cay Sling
- 58 Edge Modular Cushion
- 60 Edge Padded Sling
- 62 Edge Sling
- 64 Shoreline Padded Sling
- 66 Shoreline Sling
- 68 Vision Padded Sling
- 70 Vision Sling
- 72 Scandia Sling
- 74 Scandia Crossweave
- 76 Structure
- 78 Meza
- 82 Lagoon
- 88 Euro Form
- 94 Texawood

TOPS AND TABLES


- 112 Fiberglass Cubes
- 113 Cobblestone Fiberglass Tops
- 114 Extruded Aluminum Slat Tops
- 115 Traditional Cast Aluminum Tops
- 115 Tuscany Cast Aluminum Tops
- 116 Geo Stamped Aluminum Tops
- 116 Geo Solid Surface Aluminum Tops
- 117 Table Bases For Alternative Tops
- 119 Cafe Dining And Bar Tables
- 120 Matrix Stamped Aluminum Tables
- 121 Starburst Stamped Aluminum Tables
- 122 Acrylic Tables
- 123 Fiberglass Slate & Cobblestone Tables
- 124 Meza Fully Welded Aluminum Tables
- 125 Fully Welded Aluminum Slat Top Tables
- 125 Portico Restaurant Collection

MISCELLANEOUS

- 126 Dog Park Site Furnishings
- 128 Site Furnishings
- 141 Fiberglass Planters & Containers
- 144 Nest Gas Lantern
- 145 Euro Height Gas Fire Tables
- 146 In-Pool Collection
- 151 Outdoor Games
- 152 Casual Extras - Shade Structure & Towel Valet
- 153 Daybeds
- 155 Cabanas
- 160 Umbrellas & Umbrella Bases
- 168 Frame Finishes
- 169 Vinyl Colors & Fiberglass Finishes
- 170 Fabrics
- 189 Replacement Cushions & Optional Seat Pads

PREMIUM CUSHION OPTION

Multi-layered seat cushions from Texacraft are engineered to shed water and keep your cushions dry. Should the outer fabric allow water to penetrate, a specially engineered water barrier fabric, that is sealed around the inner foam and fiber, will redirect the water to exit the bottom of the cushion via an open mesh, sling fabric. A firmer foam is used to provide a fuller cushion appearance as well as prolong the life of the seat cushion. This Premium Cushion is an option on most collections and is designated with the model number suffix "P".



STYLE GUIDE - CHAIRS



Alon
M81001



Coeur d'Alene
M74001AC



Lantana
M75001



Lantana
M75004



Nexus Rosewood
M77001



Nexus Driftwood
M77004D



Southern Cay Woven
M76001



Zuma
M87002



Array Modular
M31002



Edge Modular
M34002



Southern Cay Modular
M35002



Southern Cay
Cushion
M36001



Structure
M28002



Vibe Modular
M32002



Array Sling
M5101S



Edge Sling
M5201S



Edge Padded Sling
M5201PS



Scandia Sling
M4501S



Shoreline Sling
M4901S



Shoreline
Padded Sling
M4901PS



Southern Cay Sling
M66001



Vision Padded Sling
M4410PS



Vision Sling
M4401S



Key West Sling
M8001R



Oasis Sling
M4009S

STYLE GUIDE - CHAIRS



Seascape
Teak Lumber Option



Meza
M5601A



Meza
M5601



Seascape
M82001



Seascape
M82010



Texawood
Fresco
TCA110



Texawood
Fresco
TCA210



Texawood
Solo
TCUA210-1



Texawood
Fuse
TCM220



Lagoon
Rue
7025-V8



Lagoon
Magnolia
7023W8-CC



Lagoon
Koppla
7027-OG



Lagoon
Alissa
7050-B7



Lagoon
Sensilla
7052-Y7



Lagoon
Nido
7055-N5



Lagoon
Angel's Trumpet
7058-Y8



Lagoon
Zigozago
7060-BC



Lagoon
Monstera
7066V4-OLLGN



Lagoon
Brazo
7202-N3



Euro Form
Palma Chair
40237.02.002



Euro Form
Erica
40236.10.010



Scandia Crossweave
M4501CW



Oasis Crossweave
M3005CW



Splash Strap
M4009

STYLE GUIDE - CHAISE LOUNGES



Alon
M81009



Lantana
M75009



Nexus
M77009



Zuma
M87009



Southern Cay Woven
M76009A



Southern Cay Cushion
M36009



Structure
M28009



Vibe
M32009



Array Sling
M5129SR



Edge Sling
M5209S



Edge Padded Sling
M5209PS



Edge Sling
M5229S
Edge Padded Sling M5229PS



Shoreline Padded Sling
M4909PS
Shoreline Sling M4909S



Meza Sling
M5609S



Scandia Sling
M4509S



Southern Cay Sling
M66009



Southern Cay Sling
M66009A



Vision Sling
M4409S



Vision Padded Sling
M4409PS



Key West Sling
M8009



Key West Sling
M7229R



Oasis Sling
M4102S



Seabreeze
M82009



Texwood
Fresco
TCAC110

STYLE GUIDE - CHAISE LOUNGES



Oasis Crossweave
M3105CW



Scandia Crossweave
M4509CW



Splash Strap
M4102



Euro Form
Atlantico Chaise
40450.00.104



Southern Cay Sling

ALON

Finish - Copper Weave - Beachwood



Beachwood



Designed by John Caldwell



M10011P



M1881P

M81001
Dining Chair
26"W 28.5"D 35.5"H 18.5"SH 24.5"AH
Weight: 18.5

M1881P Premium Seat pad
sold separately.
M10011P Premium Chair pad
sold separately.



M10012P

M81002
Lounge Chair
32"W 30"D 33.25"H 16.5"SH 23.25"AH
Weight: 22

M1882P Premium Seat pad
sold separately.
M10012P Premium Chair pad
sold separately.



M81008
Ottoman
24.25"W 21.5"D 15.5"H
Weight: 11.5

M1888P Premium Ottoman pad
sold separately.



M81007
Nesting Spa Chair
28.5"W 24"D 27.75"H 11"SH 16.5"AH
Weight: 16.5

M1881P Premium Seat pad
sold separately.
M10011P Premium Chair pad
sold separately.



M81009
Chaise Lounge w/Arms
34"W 82.5"D 47.75"H 16.5"SH 21"AH
Weight: 48.5

M10009P Premium Chaise pad
sold separately.



M81014
Bar Stool
26"W 28.5"D 45.75"H 29"SH 35"AH
Weight: 22

M81014B
Balcony Stool
26"W 28.5"D 40.75"H 23.75"SH 28.75"AH
Weight: 18.5

M1881P Premium Seat pad
sold separately.
M10011P Premium Chair pad
sold separately.



M81022
Love Seat
59.25"W 30"D 33.25"H 16.5"SH 23.25"AH
Weight: 38

M1882P Premium Seat pad
sold separately.
M10012P Premium Chair pad
sold separately.



M81003
Sofa
86"W 30"D 33.25"H 16"SH 23.25"AH
Weight: 54

M1882P Premium Seat pad
sold separately.
M10012P Premium Chair pad
sold separately.



M81086
Drum Table with stamped
aluminum top
18"W 18"D 18"H
Weight: 11.5

- Transitional, rustic design style
- Frame is aluminum extrusion
- Frame is available in all powder coat finishes

- Weave is textural and multi-colored for natural appearance
- Optional chair and seat pads are available only in Premium construction

ZUMA

Weave - Sapphire



Designed by John Caldwell

SPECIAL ORDER WEAVE COLORS

The Zuma Collection is also available for order in these colors. Contact your sales representative for lead times.



M87002BLU
Blue



M87002RED
Red



M87002YEL
Yellow



M87002LIM
Lime



M87002SLT
Slate

The Zuma Collection will be stocked in the following weave colors for immediate shipment: Sapphire (SAP), Rosewood (RWD), Driftwood (DWD) and Orange (ORG). The Towel rack is only stocked in the Sapphire, Rosewood and Driftwood weave colors.



Shown Nesting

M87002SAP
Nest Lounge Chair with Folding Back (Sapphire)
32"W 43.25"D 36"H 17.5"SH
Weight: 30.5



M87002RWD
Nest Lounge Chair with Folding Back (Rosewood)
32"W 43.25"D 36"H 17.5"SH
Weight: 30.5



M87002DWD
Nest Lounge Chair with Folding Back (Driftwood)
32"W 43.25"D 36"H 17.5"SH
Weight: 30.5



M87002ORG
Nest Lounge Chair with Folding Back (Orange)
32"W 43.25"D 36"H 17.5"SH
Weight: 30.5



Shown Nesting

M87009SAP
Nest Chaise Lounge with Folding Back (Sapphire)
32"W 69.5"D 38.5"H 17.75"SH
Weight: 46

STOCK COLORS

Lounge Chair, Chaise Lounge, Ottoman, Side Table and Towel Rack available in these 4 weave colors.



Sapphire




Rosewood



Driftwood



*Orange



M87008SAP
Stack Lounge Ottoman (Sapphire)
27"W 30.5"D 16"H 16"SH
Weight: 8.5



M87006DWD
Stack Side Table (Driftwood)
23"W 26.5"D 16"H
Weight: 7.5



***M77041SAP**
Towel Rack (Sapphire)
24.25"W 24.25"D 40.75"H
Weight: 46.5
*Not stocked in Orange Weave

- Contemporary design
- Stock colors available for immediate shipment
- Additional colors available as special order with longer lead times
- Aluminum powder coated frames
- Weave can vary by color

- All pieces either nest or stack
- Ottoman stores underneath lounge chair
- Side table stores underneath chair and chaise
- Folding back has single position

LANTANA

Weave - Slate



Designed by John Caldwell



M75001
Nesting Dining Chair
25.5"W 26.5"D 34"H 17.5"SH 23.5"AH
Weight: 20

M1945 Seat pad sold separately.
M1945P Premium Seat pad sold separately.
M1946 Back pad sold separately.



M75014
Bar Stool
22"W 28"D 45.5"H 30"SH 35.5"AH
Weight: 25

M1945 Seat pad sold separately.
M1945P Premium Seat pad sold separately.
M1946 Back pad sold separately.



M75014B
Balcony Stool
22"W 28"D 40.5"H 25"SH 30.5"AH
Weight: 24

M1945 Seat pad sold separately.
M1945P Premium Seat pad sold separately.
M1946 Back pad sold separately.



M75048RD
48" Round Dining Table
48"W 48"D 29"H
Weight: 31



M75042SQ
42" Square Dining Table
42"W 42"D 29"H
Weight: 31



M75036HSQ
36" Square Bar Table
36"W 36"D 39"H
Weight: 27



M75036HRD
36" Round Bar Table
36"W 36"D 39"H
Weight: 24



M75036BSQ
36" Square Balcony Table
36"W 36"D 34"H
Weight: 27



M75036BRD
36" Round Balcony Table
36"W 36"D 34"H
Weight: 24

Dining tables require assembly of top to base.

- Contemporary design
- Frame created from extruded aluminum
- Dining chairs nest for convenient storage
- All tables have umbrella holes

- Dining tables have adjustable feet
- Cushions secure to frame
- Fiberglass underneath table top weave for support

LANTANA

Slate



Designed by John Caldwell

Throw pillows sold separately.

This collection is MODULAR and can be arranged in any configuration to fit your outdoor space. Visit our website to see some ideas. The possibilities are unlimited!



M75009
Nesting Chaise Lounge
33"W 80.5"D 47"H 18"SH 23.5"AH
Weight: 50

M1948 Chaise pad sold separately.
M1948P Premium Chaise pad sold separately
M1966 Chaise head pillow sold separately.



M75016SQ
Stackable Side Table
16"W 16"D 18.5"H
Weight: 7



M75062 / M75068
Grande Lounger and Grande Ottoman
66"W 36"D 30"H 18"SH 21.5"AH Weight: 61
60.5"W 29"D 11.5"H 18.5"SH Weight: 31

M75062P / M75068P
with Premium cushion

! IMPORTANT ORDERING INFORMATION

Lantana Modular items should only be ordered with solid or textured fabrics. Fabrics with stripes or prints are not recommended on modular collections.



M75004
Lounge Chair
36.5"W 34"D 33.5"H 18"SH 24.5"AH
Weight: 33
M75004P
with Premium cushion



M75003
Sofa
84"W 34"D 33.5"H 18.5"SH 24.5"AH
Weight: 70
M75003P
with Premium cushions



M75022
Love Seat
60.5"W 34"D 33.5"H 18"SH 24.5"AH
Weight: 66
M75022P
with Premium cushions



M75035R
Arm Chair - Right
34.5"W 34"D 33.5"H 18"SH 24.5"AH
Weight: 33
M75035RP
with Premium cushion



M75002
Armless Chair
28.5"W 34"D 33.5"H 18"SH
Weight: 29
M75002P
with Premium cushion




M75035L
Arm Chair - Left
34.5"W 34"D 33.5"H 18"SH 24.5"AH
Weight: 33
M75035LP
with Premium cushion



M75032
Corner Chair - Square
34"W 34"D 33.5"H 18"SH
Weight: 35
M75032P
with Premium cushion




M75008
Ottoman
29"W 23.5"D 15.5"H 18"SH
Weight: 16
M75008P
with Premium cushion



M75007
Coffee Table
35"W 35"D 18"H
Weight: 33



M75066
Occasional Table
22.5"W 22"D 18"H
Weight: 20



M75006
Side Table
27"W 22"D 18"H
Weight: 31



M75050
Console Table
52"W 15.5"D 25"H
Weight: 34

COEUR D'ALENE

Finish - Bronze Weave - Oyster Fabric - 495



Oyster Weave



Designed by John Caldwell

! IMPORTANT ORDERING INFORMATION

Note: Bench and Garden Stool cushions are sold separately and are only available in solid and/or textured fabrics. **Not** available with pattern/prints or striped fabrics.

M1867/M1867P Chair cushion sets are sold separately and are available in all fabrics.



M74001AC shown with optional seat and back cushion set.
M1867 and M1867P Seat and back cushion set sold separately.
Also available: M1865 and M1865P Seat cushion **ONLY** sold separately.



M74014AC
 Bar Stool with Arms
 23.5"W 23.5"D 43.5"H 30.5"SH 38"AH
 Weight: 26



M74014C
 Armless Bar Stool
 23.5"W 23.5"D 43.5"H 30"SH
 Weight: 24



M74014BAC
 Balcony Stool with Arms
 23.5"W 23.5"D 40"H 27.5"SH 34.5"AH
 Weight: 26



M74014BC
 Armless Balcony Stool
 23.5"W 23.5"D 40"H 27.5"SH
 Weight: 24



M74001AC
 Dining Chair with Arms
 23.5"W 23.5"D 31.5"H 17.5"SH 25"AH
 Weight: 23



M74001C
 Armless Side Chair
 23.5"W 23.5"D 31.5"H 17.5"SH
 Weight: 20



M74065C
 5' Bench
 60"W 19"D 18"H
 Weight: 31

M1870 Two seat pads sold separately.
M1870P Premium Two seat pads sold separately.



M74061C
 Garden Stool
 23"W 19"D 18"H
 Weight: 24

M1869 Seat pad sold separately.
M1869P Premium seat pad sold separately.



M77040D
 Waste Receptacle
 26"W 26"D 40.5"H
 Weight: 36
 One-sided opening.
 32 gallon liner included.
 In coordinating weave color Driftwood.

- Contemporary design
- Table tops are stamped aluminum
- Frame created from extruded aluminum

- Separate seat and back pads held secure in frame with ties to eyelets
- Seat and back pads are sold separately
- Available in all frame finishes

COEUR D'ALENE

Finish - Patina Weave - Oyster Fabric - 5417

Throw pillows sold separately.



Designed by John Caldwell

! IMPORTANT ORDERING INFORMATION

Coeur d'Alene should be ordered with only solid or textured fabrics. Fabrics with stripes or prints are not recommended on modular collections.



M74002C
Armless Lounge Chair
32.5"W 32.5"D 32.5"H 18"SH
Weight: 44

M74002P
with Premium cushion



M74035C
Left or Right End Chair
32.5"W 32.5"D 32.5"H 18"SH
Weight: 52

Left shown. For right, switch arm and back cushions.

M74035P
with Premium cushion



M74032C
Square Corner Chair
32.5"W 32.5"D 32.5"H 18"SH
Weight: 51

M74032P
with Premium cushion



M74033C
Circular Corner Chair
32.5"W 32.5"D 32.5"H 18"SH
Weight: 52

M74033P
with Premium cushion



M74004C
Arm Lounge Chair
36.5"W 32.5"D 32.5"H 18"SH 26.5"AH
Weight: 63

M74004P
with Premium cushion



M74008C
Square Ottoman
32.5"W 32.5"D 18.5"H
Weight: 34

M74008P
with Premium cushion



M74038C
Circular Ottoman
32.5"W 32.5"D 18.5"H
Weight: 34

M74038P
with Premium cushion



M74007C
Cocktail Table with Stamped Top
32.5"W 32.5"D 18"H
Weight: 45



M74006C
End Table with Stamped Top
24"W 24"D 19.5"H
Weight: 29

- Contemporary design
- Modular aspect allows configurations for any setting
- Furniture components held together with two nylon clips
- Nylon clips keep furniture from moving front/back and side/side
- Frame created from extruded aluminum

- Cushions lock into frame without the need of ties
- Table tops are stamped aluminum
- Optional throw pillows (page 195)
- Available in all frame finishes


COEUR D'ALENE

Finish - Patina Weave - Oyster Fabric - 170
Throw pillows sold separately.



Designed by John Caldwell

OYSTER WEAVE



Having the look and feel of real wicker, this proprietary weave creation was the result of dedicated time and effort. The material is a mix of polyethylene and UV inhibitors with no acrylic additives. Both the texture and coloration are achieved from the hands of an extrusion artist who intuitively adds the correct amount of pigment to the weave during precise temperature intervals in the production process. The weave coloration is infused throughout the core of the weave. The result is a beautiful, natural weathered weave material. All pieces of Coeur d'Alene are hand woven, strand by strand, by highly skilled artists. One chair can take more than a day to weave.



M74022C
Love Seat
64.5"W 33"D 30.5"H 18.5"SH 27"AH
Weight: 86
M74022P
with Premium cushions



M74003C
Sofa
95.5"W 33"D 30.5"H 18.5"SH 27"AH
Weight: 115
M74003P
with Premium cushions



M74067C
Rectangular Coffee Table with Stamped Top
40.5"W 25.5"D 18"H
Weight: 29



M74050C
Console Table
64.5"W 15.5"D 26.5"H
Weight: 47

- Contemporary design
- Coordinates with Coeur d'Alene modular furniture
- Sofa and love seat are not modular in design
- Frame created from extruded aluminum
- Cushions lock into frame without the need of ties

- Table tops are stamped aluminum
- Console top and shelves include fiberglass under weave for support
- Optional throw pillows (page 195)
- Available in all frame finishes



Rosewood

NEXUS

Weave - Rosewood Fabric - 5404



Select Nexus products are also available in Driftwood weave color. (pages 29-33)
Seat pads, chaise pads, and head pillows sold separately.



M77001
Stacking Dining Chair With Arms
24.5"W 25"D 34"H 17"SH 25"AH
Weight: 14

M1701 Seat pad sold separately.
M1701P Premium Seat pad sold separately.



M77093
Bar Stool With Arms
24"W 20.5"D 39"H 27"SH 35"AH
Weight: 17

M1701 Seat pad sold separately.
M1701P Premium Seat pad sold separately.



M77094
Backless Bar Stool
21"W 18"D 27"H
Weight: 13

M1970 Seat pad sold separately.
M1970P Premium Seat pad sold separately.



M77093B
Balcony Height Stool With Back
24"W 21"D 34.5"H 23"SH 31"AH
Weight: 16.5

M1701 Seat pad sold separately.
M1701P Premium Seat pad sold separately.



M77094B
Backless Balcony Stool
21"W 18.5"D 23"H
Weight: 10.5

M1970 Seat pad sold separately.
M1970P Premium Seat pad sold separately.



M77036BSQU
36" Square Balcony Height Table With Hole
36"W 36"D 35"H
Weight: 32




M77048SQU
Square Dining Table With Hole
48"W 48"D 28"H
Weight: 34



M77036SQU
Square Dining Table With Hole
36"W 36"D 28"H
Weight: 30



M77036HSQU
Bar Table With Hole
36"W 36"D 39"H
Weight: 33



Acrylic underlayment on table top prior to weaving. Adds support to weave. Applies to all tables.

- Transitional design
- Select pieces available in Driftwood weave (pages 29-33)
- Proprietary polyethylene weave material with UV stabilizers
- Hand woven over painted, tubular aluminum frame

- Acrylic underneath all table tops for support of weave
- Seat cushions include velcro ties that affix to eyelets built into frame
- Nylon foot glides protect furniture and floor surface

NEXUS



Another great modular collection from Texacraft. Shape it to fit the space and enjoy the relaxing comfort of this very popular collection. The beautiful hue of Nexus' Rosewood Weave color will coordinate with any environment and any fabric selection. Apply the special frame clips to hold everything in place.

Weave - Rosewood Fabric - 5404
Throw pillows sold separately

Select Nexus products are also available in Driftwood weave color. (pages 29-33)



M77032
Corner Chair
35"W 35"D 31"H 17.5"SH
Weight: 40
M77032P
with Premium cushion



M77004
Lounge Chair
34.5"W 34.75"D 31"H 17.5"SH 27.5"AH
Weight: 44
M77004P
with Premium cushion



M77002
Armless Single Chair
27"W 35"D 31"H 17.5"SH
Weight: 28
M77002P
with Premium cushion



M77018SQ
Square Side Table
18.5"W 18.5"D 19"H
Weight: 4.2



M77030SQ
Coffee Table
30"W 30.25"D 17.5"H
Weight: 27



M77024SQ
End Table
24"W 24"D 17.5"H
Weight: 21



M77008
Ottoman
27"W 27"D 17.5"H
Weight: 19
M77008P
with Premium cushion



M77022
Armless Two Seat
53"W 35"D 31"H 17.5"SH
Weight: 56
M77022P
with Premium cushions



M77009
Stack Chaise Lounge
30.5"W 92.75"D 42.5"H 14.5"SH
Weight: 47
M1709 Chaise pad sold separately.
M1709P Premium chaise pad
sold separately
M1710 Chaise pillow sold separately.




M77069
Double Chaise Lounge
60.5"W 92.5"D 42.5"H 14.5"SH
Weight: 94
Ships with (2) **M77009** chaises,
(2) **M1709** chaise pads and (3) special clips
to securely join the chaises together.
M77069P same as above with Premium Chaise pads

NEXUS



BLUE
M77086B



LIME
M77086L



YELLOW
M77086Y



ORANGE
M77086O



RED
M77086R

📌 IMPORTANT ORDERING INFORMATION

Only the Nexus M77086 Side Table/Stool is available in bright weave colors above.
All other pieces in the Nexus line are NOT available in these bright weave colors.



M77082/M77088
M993 Throw pillows are sold separately.



M77086
Side Table/Stool
20"W 20"D 17.5"H
Weight: 10
Available in additional bright weave colors. See previous page.



Side table converts to stool
Shown with optional pad - **M1971**
M1971 Pad sold separately.
M1971P Premium Pad sold separately



M77081
Barrel Chair with Seat Pad
36.5"W 36.5"D 30"H 17"SH
Weight: 28
M77081P
with Premium Seat pad



M77003
3 Seat Sofa
86"W 35"D 31.5"H 17.5"SH 27.5"AH
Weight: 75
M77003P with Premium cushions



M77022A
Love Seat
60"W 35"D 31.5"H 17.5"SH 27.5"AH
Weight: 64
M77022AP with Premium cushions



M77062R
Grande Lounger
60"W 35"D 31.5"H 17.5"SH 27.5"AH
Weight: 64
M77062P with Premium cushion



M77068R
Grande Lounger Ottoman
52"W 35"D 17.5"SH
Weight: 40
M77068RP
with Premium cushion



M77082
Ultra Lounge Without Canopy
66"W 35"D 36.5"H 17.5"SH
Weight: 51
M77082P
with Premium cushion



M77088
Ultra Ottoman
57.5"W 28"D 17.5"SH
Weight: 36
M77088P with Premium cushion



M77085
Ultra Lounge with Canopy
66"W 35"D 36.5"H Closed 63"H Open 17.5"SH
Weight: 62
M77085P with Premium cushion
Canopy should not be opened in windy conditions.



M77040
Waste Receptacle
26"W 26"D 40.5"H
Weight: 40
One-sided opening.
32 gallon liner included.



M77041
Towel Rack
24.25"W 24.25"D 40.75"H
Weight: 46.5

NEXUS

Weave - Rosewood Fabric - 5404

Throw pillows sold separately.




M77030
Quarter Circle Without Back
98"W 34"D 17.5"H
Weight: 44

M77030P
with Premium cushions



M77033
Quarter Circle With Back
98"W 34"D 32"H 17.5"SH
Weight: 74

M77033P
with Premium cushions



M77036
Round Table
30"W 30"D 17"H
Weight: 16



M77038
Quarter Ottoman
34"W 34"D 17.5"H
Weight: 23
M77038P
with Premium cushion

NEXUS

Weave - Driftwood





M77001D
Stack Dining Chair with Arms
24.5"W 25"D 34"H 17"SH 25"AH
Weight: 14

M1701 Seat pad sold separately.
M1701P Premium Seat pad sold separately.



M77093D
Bar Stool with Arms
24"W 20.5"D 39"H 27"SH 35"AH
Weight: 17

M1701 Seat pad sold separately.
M1701P Premium Seat pad sold separately.



M77094D
Backless Bar Stool
21"W 18.5"D 27"H
Weight: 13

M1701 Seat pad sold separately.
M1970P Premium Seat pad sold separately.



M77093BD
Balcony Height Stool with Back
24"W 21"D 34.5"H 23"SH 31"AH
Weight: 16.5

M1701 Seat pad sold separately.
M1701P Premium Seat pad sold separately.



M77094BD
Backless Balcony Height Stool
21"W 18.5"D 23"H
Weight: 10.5

M1701 Seat pad sold separately.
M1970P Premium Seat pad sold separately.



M77036HSQUD
36" Bar Table with Hole
36"W 36"D 39"H
Weight: 33



M77036BSQUD
36" Sq. Balcony Height Table with Hole
36"W 36"D 35"H
Weight: 32



M77048SQUD
48" Sq. Dining Table with Hole
48"W 48"D 28"H
Weight: 34



M77036SQUD
36" Sq. Dining Table with Hole
36"W 36"D 28"H
Weight: 30

NEXUS

Weave - Driftwood Fabric - 5404

Throw pillows sold separately.



Driftwood



Also available in Rosewood weave color. (pages 22-28)



M77004D
Lounge Chair
34.5"W 34.75"D 31"H
17.5"SH 27.5" AH
Weight: 44

M77004DP
with Premium cushion



M77008D
Ottoman
27"W 27"D 17.5"SH
Weight: 19

M77008DP
with Premium cushion



M77081D
Barrel Chair
36.5"W 36.5"D 30"H
17.5"SH
Weight: 28

M77081DP
with Premium cushion



M77086D
Side Table/Stool
20"W 20"D 17.5"H
Weight: 10

Available in additional
Bright weave colors. (page 26)

M1971 Pad sold separately.
M1971P Premium Pad sold separately



Side table
converts to
stool with
optional pad



M77009D
Stack Chaise Lounge
30.5"W 92.75"D 42.5"H 14.5"SH
Weight: 47

M1709 Chaise pad sold separately.
M1709P Premium Chaise pad
sold separately.
M1710 Chaise pillow sold separately.



M77069D
Double Chaise Lounge
60.5"W 92.5"D 42.5"H 14.5"SH
Weight: 94

Ships with (2) **M77009D** chaises,
(2) **M1709** chaise pads and (3) special clips to securely
join the chaises together.

M77069DP same as above with Premium Chaise pads



M77041D
Towel Rack
24.25"W 24.25"D 40.75"H
Weight: 46.5



M77040D
Waste Receptacle
26"W 26"D 40.5"H
Weight: 36



M77082D
Ultra Lounger
Without Canopy
66"W 35"D 36.5"H 17.5"SH
Weight: 51

M77082DP
with Premium cushion



M77085D*
Ultra Lounge with Canopy
66"W 35"D 36.5"H (Closed)
63"H (Open) 17.5"SH
Weight: 62

M77085DP
with Premium cushion



M77088D
Ultra Lounger Ottoman
57.5"W 28"D 17.5"SH
Weight: 36

M77088DP
with Premium cushion

*Canopy only available in Sunbrella® fabric **5404 Canvas Natural**.



M77024SQD
End Table
24"W 24"D 17.5"SH
Weight: 21



M77030SQD
Coffee Table
30"W 30"D 17.5"SH
Weight: 27



M77018SQD
Square Side Table
18.5"W 18.5"D 19"H
Weight: 4.2



M77002D
Armless Single Chair
27"W 35"D 31"H 17.5"SH
Weight: 28
M77002DP
with Premium cushion



M77022D
Armless Two Seat
53"W 35"D 31"H 17.5"SH
Weight: 60
M77022DP
with Premium cushions



M77032D
Corner Chair
35"W 35"D 31"H 17.5"SH
Weight: 40
M77032DP
with Premium cushion



M77022AD
Love Seat
60"W 35"D 31.5"H 17.5"SH 27.5"AH
Weight: 66
M77022ADP
with Premium cushions



M77003D
Three Seat Sofa
86"W 35"D 31.5"H 17.5"SH 27.5"AH
Weight: 75
M77003DP
with Premium cushions



M77062D
Grande Lounger
60"W 35"D 31.5"H 17.5"SH 27.5"AH
Weight: 66
M77062DP
with Premium cushion



M77068D
Grand Lounger Ottoman
52"W 35"D 17.5"SH
Weight: 40
M77068DP
with Premium cushion

SEASCAPE

Finish - Antigua Lumber - White



Designed by John Caldwell



M1891P

M82001
Dining Chair with Arms, Stacking
26.375"W 25.5"D 33.5"H 18.5"SH 25.25"AH
Weight: 35
M1891P Premium Seat pad sold separately.



M82010
Armless Side Chair, stacking
20.875"W 25.5"D 33.5"H 18.5"SH
Weight: 31
M1891P Premium Seat pad sold separately.



M82007
Spa Chair, stacking
26.375"W 25.5"D 28.5"H 13.5"SH 20.25"AH
Weight: 32.5
M1891P Premium Seat pad sold separately.



M82014
Bar Stool w/Arms
26.375"W 25.5"D 43.5"H 28.5"SH 35.25"AH
Weight: 39
M1891P Premium Seat pad sold separately.



M82014B
Balcony Stool w/Arms
26.375"W 25.5"D 38.5"H 23.5"SH 30.25"AH
Weight: 37.5
M1891P Premium Seat pad sold separately.



M82009
Chaise Lounge with wheels, stacking
30.25"W 82"D 40.25"H 18.375"SH
Weight: 77
M10013P Premium Chaise Lounge Seat/Back pad, sold separately.



M82020RD
Round Side Table, stacking, with Stamped Aluminum Top
18.625"W 18.625"D 18.25"H
Weight: 8



M82020SQ
Square Side Table with Texawood Lumber Top
20.75"W 20.75"D 18.125"H
Weight: 14.5



M82036-ST
36" Square Dining Table w/umb. hole
37.75"W 37.75"D 29.5"H
Weight: 41.5
M82042-ST
42" Square Dining Table w/umb. hole
43.375"W 43.375"D 29.5"H
Weight: 50



M82036-BST
36" Square Balcony Table with umbrella hole
37.75"W 37.75"D 34.25"H
Weight: 45
M82042-BST
42" Square Balcony Table with umbrella hole
43.375"W 43.375"D 34.25"H
Weight: 52.5



M82036-HST
36" Square Bar Table with umbrella hole
37.75"W 37.75"D 39.25"H
Weight: 47
M82042-HST
42" Square Bar Table with umbrella hole
43.375"W 43.375"D 39.375H
Weight: 56.5



M82054-ST
27/54 Rectangular Dining Table
54.5"W 27"D 29.625"H
Weight: 43
M82063-ST
34/63 Rectangular Dining Table with umbrella hole
66"W 35.5"D 29.5"H
Weight: 50



M82054-BST
27/54 Rectangular Balcony Table
54.5"W 27"D 34.25"H
Weight: 45



M82063-BST
34/63 Rectangular Balcony Table with umbrella hole
66"W 35.5"D 34.75"H
Weight: 65

SEASCAPE

Finish - Silver Lumber - Natural Teak



Designed by John Caldwell



M82040
6' Bench without Back Portable
78.5"W 20.125"D 20.125"H 18.125"SH
Weight: 58.5



M82042
6' Bench with Back and Arms,
4-Leg Portable
78.5"W 25.5"D 31.75"H 18.125"SH 25.375"AH
Weight: 84.5



M82042-KIT
Kit to make 042, 4-Leg
bench, Surface Mountable



M82050
6' Bench without Back Portable-
rounded arms
78.5"W 20.75"D 20.5"H 17.625"SH
Weight: 65



M82052
6' Bench with Back and Arms Portable-
rounded arms
78.5"W 25.375"D 31.375"H 17.625"SH 25.375"AH
Weight: 96



M82062-KIT
Kit to make 050, 052, 060, 062
benches, Surface Mountable



M82060
6' Bench without Back Portable- triangular arms
77.5"W 21.25"D 18.375"H 17.875"SH
Weight: 63



M82062
6' Bench with Back Portable- triangular arms
77.5"W 25.875"D 31.75"H 17.875"SH 24.75"AH
Weight: 96.5



- Transitional design
- Texawood HDPE Lumber made from recycled plastic
- White and Natural Teak are stocked lumber colors

- Sand and Slate Gray lumber are special order lumber colors with extended lead times
- Chair seat pad and Chaise pad sold separately
- Available in all frame finishes

ARRAY MODULAR

Finish - Smooth White Fabric - 5404

Finalist for the 2016 Pinnacle Award - Summer/Casual category hosted by the American Society of Furniture Designers



Designed by John Caldwell



ARRAY MODULAR

! IMPORTANT ORDERING INFORMATION

Array Modular should be ordered with only solid or textured fabrics. Fabrics with stripes or prints are not recommended on modular collections.



***M31052**
Curved Double Segment
60"W 34"D 30.5"H 18"SH
Weight: 62

M31052P
with Premium cushion

***(4) M31052 create a complete 1/2 circle seating ensemble**



M31035L
Double Left Arm Segment
61.125"W 34"D 30.5"H 18"SH 30.5"AH
Weight: 72

M31035LP
with Premium cushions



M31035R
Double Right Arm Segment
61.125"W 34"D 30.5"H 18"SH 30.5"AH
Weight: 72

M31035RP
with Premium cushions



M31058
Circular Ottoman
60"W 34"D 18"H
Weight: 36

M31058P
with Premium cushion



M31008
Square Ottoman
34"W 34"D 18"H
Weight: 28

M31008P
with Premium cushion



M31038
Quarter Round Ottoman
34"W 34"D 18"H
Weight: 25

M31038P
with Premium cushion

- Mid-century modern inspired design
- Pieces are modular including tables
- Curved shaped pieces yield endless serpentine configurations
- Frames created from aluminum extrusions

- Available in all frame finishes
- Back cushion is form fitted and ergonomically shaped
- Back cushions utilize Fast Track attachment/removal method
- Table tops are created from 3/16" solid, stamped aluminum

ARRAY MODULAR

Finish - Smooth White Fabric - 5404



Designed by John Caldwell

! IMPORTANT ORDERING INFORMATION

Array Modular should be ordered with only solid or textured fabrics.
Fabrics with stripes or prints are not recommended on modular collections.



M31004
Lounge Chair
38"W 31"D 33"H 18"SH 25"AH
Weight: 47
M31004P
with Premium cushion



M31002
Straight Armless Segment
28"W 34"D 30.5"H 18"SH
Weight: 39
M31002P
with Premium cushion



M31028
Lounge Chair Ottoman
27"W 20"D 18"H
Weight: 21
M31028P
with Premium cushion



M31033
Circular Corner Segment
34"W 34"D 30.5"H 18"SH
Weight: 42
M31033P
with Premium cushion

Note: Not available with sling fabric.
Contact sales representative for more information.



M31032
Square Corner Segment
34"W 34"D 30.5"H 18"SH
Weight: 47
M31032P
with Premium cushion



M31007
Square Cocktail Table
34"W 34"D 16.5"H
Weight: 33
Solid Surface Aluminum Top



M31067
Rectangular Occasional Table
34"W 16.5"D 16.5"H
Weight: 21
Solid Surface Aluminum Top



M31037
Quarter Round Table
34"W 34"D 16.5"H
Weight: 28
Solid Surface Aluminum Top



M31066
Small Occasional Table
22"W 16"D 21.5"H
Weight: 6
Solid Surface Aluminum Top

ARRAY DAYBED

The Array Daybed requires some assembly. Assembly consists of one lower bed frame, 4 posts, one top canopy. The lower bed unit is fully welded. The four posts attach to the bed frame and to the top canopy with supplied stainless steel bolts. The top canopy is fully welded. The male post fittings provide a sturdy frame when assembled. The bed frame can be surface mounted.

CUSHION DAYBED Order the sling base and order cushion set M1304 or M1304P. When canopy is ordered **M31085CS**, you must also select a sling fabric for the SHADE as well. Canopy is only available in sling fabrics (woven vinyl fabrics). Frame is available in all frame finishes.



M31085S
Daybed Sling
Shown with optional **M31085CS**
canopy & shades sold separately.
55"W 90"D 17.5"SH
Overall Height: 80"
Weight: 158.5

! IMPORTANT ORDERING INFORMATION

When ordering the shade — select sling fabrics only.
Stripe patterns are not recommended.
Acrylic/cushion fabrics cannot be ordered for shades.

Designed by John Caldwell

M31085S

Daybed Sling

Shown with optional **M31085CS** canopy & shades and **M1304** cushion set both sold separately.

55"W 90"D 21.5"SH

Overall Height: 80" (With Canopy) Weight: 176.5

M1304P Premium Cushion Set sold separately



M31085S

Daybed Sling Base Without Canopy And Shades

55"W 90"D 45"H 17.5"SH

Weight: 112



The shades are adjustable and are secured to the frame using "C" pockets welded to the 4 posts. The shade rods slip into the "C" pockets with tension that holds them securely in place.



Shade rod secured into "C" pocket.



M1330

Daybed Head Pillow

23.5"W 9"D 5"H

Fits with or without cushion



The side shades can be pulled up and totally out of the way by simply placing the tension rods in the double "U" brackets located in the top middle of the front and back of the top canopy.



If the canopy is not utilized end caps cover the four corner extrusions of the lower bed frame.



Double skate wheels on the back of lower bed frame allow easy mobility.

ARRAY SLING

Finish - Textured Silver Fabric - 866



Designed by John Caldwell



M5101S
Nesting Dining Chair
27.5"W 28"D 35.5"H 18"SH 23.5"AH
Weight: 15



M5105SB
Balcony Height Stool
27.5"W 29.5"D 40"H 23"SH 28"AH
Weight: 17



M5105S
Bar Height Stool
27.5"W 29.5"D 46"H 29"SH 34"AH
Weight: 19



M5129SR
Stacking Chaise Lounge with Wheels
30"W 85.5"D 46"H 17.5"SH
Weight: 39



M5106S
Nesting Sand Chair
28"W 28.5"D 29.5"H 11"SH 16.5"AH
Weight: 13



M5107S
Nesting Spa Chair
28"W 28.5"D 29"H 11"SH 16.5"AH
Weight: 12

- Modern design
- Single sling bucket
- Heavy walled extrusions
- Available in all frame finishes

- Nylon Foot Glides protect extrusion and surface area
- Dining, Sand, Spa chairs nest
- Chaise Lounge stacks

VIBE MODULAR

Finish - Java Fabric - 5404



! IMPORTANT ORDERING INFORMATION

Vibe Modular items should only be ordered with solid or textured fabrics. Fabrics with stripes or prints are not recommended on modular collections. Arms/Surround **ONLY AVAILABLE** in Natural Teak color as shown.



M32002
Armless Chair
26"W 31"D 31.5"H 20.5"SH
Weight: 28
M32002P
with Premium cushion



M32032L
Square Corner Chair - Left
32"W 31"D 32.5"H 20.5"SH 31.5"AH
Weight: 38
M32032LP
with Premium cushion



M32032R
Square Corner Chair - Right
32"W 31"D 32.5"H 20.5"SH 31.5"AH
Weight: 38
M32032RP
with Premium cushion



M32035R
Square End Chair - Right
32"W 31"D 32.5"H 20.5"SH 31.5"AH
Weight: 36
M32035RP
with Premium cushion



M32035L
Square End Chair - Left
32"W 31"D 32.5"H 20.5"SH 31.5"AH
Weight: 36
M32035LP
with Premium cushion



M32022
Love Seat
63.5"W 31"D 32.5"H 20.5"SH 31.5"AH
Weight: 73
M32022P
with Premium cushions



M32003
Sofa
90"W 31"D 32.5"H 20.5"SH 31.5"AH
Weight: 99
M32003P
with Premium cushions

Vibe arms/surround have the look of natural teak and is a product made from recycled milk jugs, detergent bottles, etc. Refer to page 94 for more information on our Texawood product.

- Mid-century modern inspired design
- Pieces are modular and affix to one another with nylon clips
- Arms made from TexaWood- created from recycled plastics
- Arms only available in Texawood Teak color (shown)
- Frames are aluminum extrusion
- Chair side panels created from 3/16" stamped aluminum sheets
- Back cushion is ergonomically formed for comfort
- Frame available in all finishes

VIBE MODULAR

Finish - Java Fabric - 5404



These tops and side frames are created from 3/16" solid aluminum sheets.
Arms/Surround **ONLY AVAILABLE** in Natural Teak color as shown



M32007
Square Table
27"W 27"D 17"H
Weight: 24



M32006
End Table
16"W 16"D 18.5"H
Weight: 9



M32067
Rectangular Occasional Table
40"W 24"D 14.5"H
Weight: 27



M32009
Chaise Lounge with Wheels
31"W 78"D 38.5"H 19"SH 23"AH Weight: 53
M32009P
with Premium cushion



M32004
Lounge Chair
36.5"W 31"D 32.5"H 20.5"SH 31.5"AH
Weight: 54
M32004P with Premium cushion



M32008
Lounge Chair Ottoman
27.5"W 26.5"D 20.5"H Weight: 17
M32008P
with Premium cushion

SOUTHERN CAY MODULAR



This collection is MODULAR and can be arranged in any configuration to fit your outdoor space. Visit our website to see some ideas. The possibilities are unlimited.

Designed by John Caldwell



Circular Chaise Bed



Round Bed

SOUTHERN CAY MODULAR



! IMPORTANT ORDERING INFORMATION

Southern Cay Modular should be ordered with only solid or textured fabrics. Fabrics with stripes or prints are not recommended on modular collections.

Design Patents D698,170; D698,169; D698,174; D698,173

The Southern Cay frame is created from a heavy duty, low profile elliptical extrusion.



M35002
Single Chair
35"W 35"D 28"H 16"SH
Weight: 30

M35002P
with Premium cushion



M35004
Lounge Chair
35"W 33"D 28"H 16"SH 25.25" AH
Weight: 33

M35004P
with Premium cushion



M35022
Double Chair
70"W 35"D 28"H 16"SH
Weight: 47

M35022P
with Premium cushions



M35032
Square Corner Chair
35"W 35"D 28"H 16"SH
Weight: 34

M35032P
with Premium cushion



M35033
Circular Corner Chair
35"W 35"D 28"H 16"SH
Weight: 26

M35033P
with Premium cushion

Not available with sling fabric. Consult sales representative for more information.



M35034
Quarter Circle (inside circle)
98.5"W 45.5"D 28"H 15.75"SH
Weight: 91

M35034P
with Premium cushion

Not available with sling fabric. Consult sales representative for more information.



M35038
Circular Ottoman
35"W 35"D 16"H
Weight: 20

M35038P
with Premium cushion



M35008
Square Ottoman
35"W 35"D 16"H
Weight: 20

M35008P
with Premium cushion



M35007
Coffee Table
Stamped Aluminum Top
35"W 35"D 14.5"H
Weight: 33



M35006
Occasional Table, Stacking
Stamped Aluminum Top
21"W 21"D 19"H
Weight: 9

- Contemporary design
- Created from heavy-walled elliptical aluminum extrusion
- Ergonomic shaped back cushion for added comfort
- Aluminum strap cushion seat substructure

- Nylon foot glides protect furniture and floor surface
- All modular pieces affix with specially designed "U" clip
- Available in all frame finishes
- Deep seating cushions are made from fiber wrapped foam

SOUTHERN CAY CUSHION

Finish - Silver Fabric - 500, 5416 Throw pillows sold separately.



Designed by John Caldwell

SOUTHERN CAY CUSHION



M36001
Dining Chair
27.5"W 32.5"D 37"H 19.5"SH 24.75"AH
Weight: 28
M36001P
with Premium cushion



M36002
Lounge Chair
30.5"W 32.5"D 35.5"H 18.5"SH 23.75"AH
Weight: 29
M36002P
with Premium cushion



M36008
Ottoman
28"W 23.5"D 18"H
Weight: 15
M36008P
with Premium cushion



M36009
Chaise Lounge
24.25"W 85.5"D 51"H 19.25"SH 23"AH
Weight: 54
M36009P
with Premium cushion



M36003
Sofa
78.5"W 32.5"D 35.5"H 21"SH 23.75"AH
Weight: 60
M36003P
with Premium cushions



M36022
Love Seat
54.5"W 32.5"D 35.5"H 21"SH 23.75"AH
Weight: 42
M36022P
with Premium cushions


**Southern Cay fire pits are available in Black, Bronze, Antigua and Silver.
These colors are perfect complements with Texacraft's own finishes.**

Shown with optional round glass windscreen
FP010-GLASS sold separately



M35PITSLV
Southern Cay Fire Table - Silver
44.125"W 44.125"D 26.25"H
Weight: 133 lbs. (with glass rock)
Weight: 92 lbs. (without glass rock)

Shown with optional round glass windscreen
FP010-GLASS sold separately



Easy access door with
slide out tank tray

FP010-GLASS
Fire Table Glass Windscreen
(4 pieces)



M35PITBKN
Southern Cay Fire Table - Black
M35PITBRZ
Southern Cay Fire Table - Bronze
M35PITN4
Southern Cay Fire Table - Antigua



Burner cover stores
conveniently on the side
when not in use

- Operates with standard 20 lb. LP gas
- Tank hides neatly inside the base
- Tank sits on a wheel tray for easy access
- Door has a magnetic closure

- Optional Glass Windscreen Sold Separately
- Burner cover converts to usable tabletop
- Available in all frame finishes
- Burner cover stores neatly away on hook on outside of base

SOUTHERN CAY WOVEN

Finish - Patina Weave - Oyster

Oyster Weave



Designed by John Caldwell

SOUTHERN CAY WOVEN



M76001
Dining Chair
27.5"W 26.5"D 35.5"H 19"SH 24.75"AH
Weight: 25



M76014
Bar Stool
27.5"W 26.5"D 46.5"H 28.5"SH 35"AH
Weight: 28



M76014B
Balcony Height Stool
27.5"W 26.5"D 41.5"H 23.5"SH 30"AH
Weight: 27



M76009A
Chaise Lounge
29.5"W 81.5"D 47"H 17"SH 23"AH
Weight: 49



M76006
Sand Chair
26"W 31"D 29"H 12"SH 18.25"AH
Weight: 20



M76009
Armless Stack Chaise
26.5"W 81.5"D 47"H 17"SH
Weight: 44



M76008
Ottoman
25.5"W 22"D 17"H
Weight: 13

- Contemporary design
- Created from heavy-walled elliptical aluminum extrusion
- Nylon foot glides protect furniture and floor surface

- Woven bucket fully woven front and back
- Available in all frame finishes

SOUTHERN CAY SLING

Finish - Black Fabric - 507



Designed by John Caldwell

SOUTHERN CAY SLING



M66001
Nesting Dining Chair
27.25"W 29"D 35.25"H 18"SH 24.5"AH
Weight: 18



M66014
Bar Stool
27.5"W 27"D 43.75"H 27.75"SH 34.75"AH
Weight: 21



M66014B
Balcony Height Stool
27.5"W 27"D 40.5"H 23"SH 30.25"AH
Weight: 19



M66009A
Chaise Lounge with Arms
29.5"W 80"D 44.25"H 15.75"SH 23"AH
Weight: 39



M66006R
Stacking Sand Chair
26"W 31"D 29"H 12"SH 18.25"AH
Weight: 17



M66009
Stacking Chaise Lounge
26.5"W 80"D 44.25"H 15.75"SH
Weight: 36



M66008
Ottoman
25.5"W 21.5"D 17"H
Weight: 11

- Contemporary design
- Created from heavy-walled elliptical aluminum extrusion
- Slim-line sling rail extrusion with ergonomic design

- Nylon foot glides protect furniture and floor surface
- Available in all frame finishes

EDGE MODULAR CUSHION

Finish - Smooth White Fabric - 3033



Throw pillows sold separately.

This modular collection should only be ordered with solid or textured fabrics. Fabrics with stripes or prints are not recommended on modular collections.

This collection is MODULAR and can be arranged in any configuration to fit your outdoor space. Visit our website to see some ideas. The possibilities are unlimited.

Designed by John Caldwell



FAST TRACK RAIL

Insert back cushion spline into channel for easy on and easy off.



12th
hospitalitydesign
awards
Finalist
Outdoor Furnishings
Edge
Texacraft

! IMPORTANT ORDERING INFORMATION

Edge Modular Cushion is only available in the following finishes: Antigua, Textured Pewter, Black, Smooth White, Antique Bisque, Silver, Patina, Bronze, Olympic Gold and Java



M34032
Square Corner Chair
44.5"W 44.5"D 44"H 19"SH
Weight: 64
M34032P
with Premium cushion



M34033
Circular Corner Chair
44.5"W 44.5"D 44"H 19"SH
Weight: 56
M34033P
with Premium cushion
Cushions not available with sling fabric.
Consult sales representative for more
information.



M34002
Armless Chair
36.5"W 44.5"D 44"H 19"SH
Weight: 49
M34002P
with Premium cushion



M34034
Circular Outside Corner Chair
44.5"W 44.5"D 44"H 19"SH
Weight: 50
M34034P
with Premium cushion
Cushions Not Available with Sling Fabric.
Consult sales representative for more
information.



M34008
Square Ottoman
36.5"W 36.5"D 18.5"H
Weight: 33
M34008P
with Premium cushion



M34038
Circular Ottoman
36.5"W 36.5"D 18.5"H
Weight: 30
M34038P
with Premium cushion



M34007
Square End Table
36.5"W 36.5"D 17"H
Weight: 35



M34006
Round Occasional Table
18.5"W 18.5"D 19"H
Weight: 8



M34037
Circular End Table
36.5"W 36.5"D 17"H
Weight: 29

- Extra wide heavy wall extrusion
- Sling back cushion support in coordinating finish color
- "Fast Track" rail for each back cushion attachment and removal
- Modular pieces fit together with clip to eliminate movement
- "Privacy Height" frame offers personal space
- Available in specific frame finishes - listing top of page

EDGE PADDED SLING

Finish - Textured Pewter Fabric - 460



Designed by John Caldwell

EDGE PADDED SLING



M5201PS
Dining Chair
26.5"W 29.5"D 35.5"H 18.5"SH 24"AH
Weight: 22



M5205PSB
Balcony Stool
26.5"W 28.5"D 42"H 24"SH 29"AH
Weight: 24



M5205PS
Bar Stool
26.5"W 30"D 47"H 29"SH 34"AH
Weight: 25



M5209PS
Chaise With Wheels
30"W 86"D 41"H 18.5"SH 23.5"AH
Weight: 48



M5207PS
Nesting Spa Chair
26.5"W 29"D 25"H 10.5"SH 17"AH
Weight: 15



M5206PS
Sand Chair
26.5"W 29"D 25"H 10.5"SH 17"AH
Weight: 16



M5229PS
Stacking Chaise Armless with Wheels
30"W 86"D 41"H 18.5"SH
Weight: 47



M5212PS
Chat Chair
29"W 29"D 39"H 16.5"SH 21.5"AH
Weight: 24

Approx. 2" shorter than dining chair.
Not for use with dining table.



M5208PS
Ottoman
25.5"W 22.5"D 15"H
Weight: 12

- Contemporary design
- Heavy wall extrusion
- One-piece sling bucket ergo shape

- Nylon foot glides protect floor surface
- Two layers of sling fabric with inner lining of outdoor dacron fiber
- Available in all frame finishes

EDGE SLING

Finish - Celeston Fabric - 464



Designed by John Caldwell



M5201S
Dining Chair
26.5"W 29.5"D 35.5"H 18.5"SH 24"AH
Weight: 21



M5205SB
Balcony Stool
26.5"W 28.5"D 42"H 24"SH 29"AH
Weight: 24



M5205S
Bar Stool
26.5"W 30"D 47"H 29"SH 34"AH
Weight: 24



M5209S
Chaise with Wheels
30"W 86"D 41"H 18.5"SH 23.5"AH
Weight: 46



M5229S
Stacking Chaise Armless with Wheels
30"W 86"D 41"H 18.5"SH
Weight: 45



M5207S
Nesting Spa Chair
26.5"W 29"D 25"H
10.5"SH 17"AH
Weight: 14



M5206S
Nesting Sand Chair
26.5"W 29"D 25"H
10.5"SH 17"AH
Weight: 15



M5212S
Chat Chair
29"W 29"D 39"H 16.5"SH 21.5"AH
Weight: 23
Approx. 2" shorter than dining chair.
Not for use with dining table.



M5208S
Ottoman
25.5"W 22.5"D 15"H
Weight: 11

- Contemporary design
- Created from heavy-wall extruded aluminum extrusion
- One-piece sling bucket ergo shape

- Nylon foot glides protect floor surface
- Available in all frame finishes

SHORELINE PADDED SLING

Finish - Silver Fabric - 043



The Shoreline frame is created from a heavy duty oval shape aluminum extrusion.




Designed by John Caldwell

SHORELINE PADDED SLING

! IMPORTANT ORDERING INFORMATION

Shoreline Padded Sling is only available with sling fabrics. Some open weave fabrics are not available for padded sling.



Shoreline's Oval Extrusion Profile



M4901PS
Padded Nesting Dining Chair
28.5"W 24.5"D 36.5"H 18"SH 25.5"AH
Weight: 17



M4905PS
Padded Bar Stool
28.5"W 26"D 46"H 28"SH 35"AH
Weight: 19



M4905PSB
Padded Balcony Height Stool
28.5"W 25"D 41"H 23"SH 30"AH
Weight: 19



M4910PS
Padded Armless Nesting Side Chair
23"W 26.5"D 36"H 18.5"SH
Weight: 12



M4906PS
Padded Nesting Sand Chair
28.5"W 26"D 28"H 10"SH 16"AH
Weight: 13



M4909PS
Padded Stacking Chaise Lounge
with Wheels
29.5"W 80.5"D 44.5"H 16.5"SH
Weight: 47

- Transitional Design
- Created from heavy-wall extruded aluminum extrusion
- Ergonomically formed two-piece bucket for comfort
- Nylon foot glides protect the furniture and floor surface

- Frames Nest (except Bar and Balcony Height Stools)
- Two layers of sling fabric with inner lining of outdoor dacron fiber
- Available in all frame finishes

SHORELINE SLING

Finish - Coastal Mist Fabric - 123

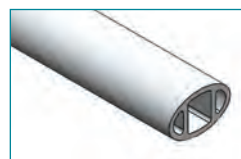


The Shoreline frame is created from a heavy duty oval shape aluminum extrusion.



Designed by John Caldwell

SHORELINE SLING



Shoreline's Oval Extrusion Profile



M4901S
Nesting Dining Chair
28.5"W 24.5"D 36.5"H 18"SH 25.5"AH
Weight: 15



M4910S
Nesting Armless Side Chair
23"W 26.5"D 36"H 18.5"SH
Weight: 10



M4905SB
Balcony Height Stool
28.5"W 25"D 41"H 23"SH 30"AH
Weight: 17



M4905S
Bar Stool
28.5"W 26"D 46"H 28"SH 35"AH
Weight: 17



M4909S
Stacking Chaise Lounge with Wheels
29.5"W 80.5"D 44.5"H 16.5"SH
Weight: 46



M4906S
Nesting Sand Chair
28.5"W 26"D 28"H 10"SH 16"AH
Weight: 11

- Transitional Design
- Created from heavy-wall extruded aluminum extrusion
- Ergonomically formed two-piece bucket for comfort

- Nylon foot glides protect the furniture and floor surface
- Frames nest (except Bar and Balcony Height Stools)
- Available in all frame finishes

VISION PADDED SLING

Finish - Patina Fabric - 966



! IMPORTANT ORDERING INFORMATION

Vision Padded Sling is only available with sling fabrics. Some open weave fabrics are not available for padded sling.



M4401PS
Nesting Padded Sling Dining Chair
24.5"W 24.5"D 33.5"H 17.5"SH 24.75"AH
Weight: 14



M4405PS
Padded Sling Bar Stool
24.5"W 24.5"D 42.5"H 27"SH 34.75"AH
Weight: 19



M4405PSB
Padded Sling Balcony Height Stool
24.5"W 24.5"D 38"H 23.25"SH 30"AH
Weight: 18



M4409PS
Nesting Padded Sling Chaise Lounge
31"W 83"D 44"H 15"Sh
Weight: 36



M4409HPS
Elevated Nesting Padded Sling Chaise Lounge
31"W 83"D 44"H 17.5"SH
Weight: 37



M4410PS
Nesting Padded Sling Side Chair Armless
24.5"W 24.5"D 33.5"H 17.5"SH
Weight: 11



M4407PS
Nesting Padded Sling Spa Chair
24.5"W 26"D 25"H 11"SH 18"AH
Weight: 13

- Contemporary design
- Created from heavy-walled multi-dimensional aluminum extrusion
- Frames nest (except bar stool and balcony stool)
- Ergonomically formed two-piece sling bucket

- New design modification allows for easier sling replacement
- Nylon foot glides protect furniture and floor surface
- Two layers of sling fabric with inner lining of outdoor dacron fiber
- Available in all frame finishes

VISION SLING

Finish - Smooth White Fabric - 866





M4401S
Nesting Sling Dining Chair
24.5"W 24.5"D 33.5"H 17"SH 24.75"AH
Weight: 13



M4405S
Sling Bar Stool
24.5"W 24.5"D 42.5"H 27"SH 35"AH
Weight: 19



M4410S
Nesting Sling Side Chair Armless
24.75"W 24.5"D 33.5"H 17"SH
Weight: 11



M4409S
Nesting Sling Chaise Lounge
31"W 83"D 44"H 14.5"SH
Weight: 34



M4409HS
Elevated Nesting Sling Chaise Lounge
31"W 83"D 46.5"H 17"SH
Weight: 35



M4405SB
Balcony Height Stool
24.5"W 24.5"D 38"H 22.5"SH 30"AH
Weight: 18



M4407S
Nesting Sling Spa Chair
24.5"W 26"D 25"H 10.5"SH 18"AH
Weight: 12

- Contemporary design
- Created from heavy-walled multi-dimensional aluminum extrusion
- Frames nest (except bar stool and balcony stool)
- Ergonomically formed two-piece sling bucket

- New design modification allows for easier sling replacement
- Nylon foot glides protect furniture and floor surface
- Available in all frame finishes

SCANDIA SLING

Finish - Smooth White Fabric - 123





M4501S
Nesting Sling Dining Chair
26"W 23.5"D 33.5"H 17.5"SH 24.25"AH
Weight: 11



M4505S
Sling Bar Stool
25.25"W 24.5"D 45.5"H 29"SH 35.25"AH
Weight: 13



M4505SB
Sling Balcony Height Stool
26"W 23"D 39"H 22"SH 30.25"AH
Weight: 13



M4509S
Sling Stack Chaise Lounge
28"W 83"D 46"H 15"SH
Weight: 36



M4507S
Nesting Sling Spa Chair
26"W 24.5"D 25.5"H 17.25"AH 11"SH
Weight: 10



M4506S
Nesting Sling Sled Base Sand Chair
26"W 26"D 25"H 17"AH 11"SH
Weight: 10

- Transitional design
- Created from heavy-walled multi-dimensional aluminum extrusion
- Frames nest (except bar stool and balcony stool)

- Ergonomically formed two-piece sling bucket
- Nylon foot glides protect furniture and floor surface
- Available in all frame finishes

SCANDIA CROSSWEAVE

Finish - Latte Vinyl - 48





M4501CW
Nesting Dining Chair (Double Wrapped)
26"W 26"D 34.5"H 18"SH 24.5"AH
Weight: 14



M4506CW
Nesting Sand Chair (Double Wrapped)
26"W 26.75"D 25.75"H 11"SH 17"AH
Weight: 14



M4509CW
Stacking Chaise Lounge (Double Wrapped)
28.25"W 84.5"D 45.5"H 15"SH
Weight: 47



M4505CW
Bar Stool (Double Wrapped)
26"W 26"D 45"H 29"SH 35.5"AH
Weight: 19



M4505BCW
Balcony Height Stool (Double Wrapped)
26"W 26"D 39.5"H 23.5"SH 30.25"AH
Weight: 18

- Transitional design
- Created from heavy-walled radius edge oval aluminum extrusion
- 100% Virgin vinyl with mildew inhibitors, 2" wide
- Double wrapped and crosswoven strap

- Good choice for commercial/contract environments
- Nylon foot glides protect furniture and floor surface
- Available in all frame finishes
- Vinyl strap colors are located on (page 169)

STRUCTURE

Finish - Smooth White Fabric - 5404
Throw pillows sold separately.



The Structure Collection is created from a robust, multi-dimensional extrusion. Wide surface provides comfortable arm support.





M28002
Lounge Chair
30"W 32"D 37"H 20.5"SH 26"AH
Weight: 36.5

M28002P
with Premium cushion



M28008
Lounge Ottoman
30"W 25.5"D 19"H
Weight: 24

M28008P
with Premium cushion



M28009
Chaise Lounge with Wheels
34"W 80.5"D 45"H 23"AH 18"SH
Weight: 65

M28009P
with Premium cushion



M28003
Sofa
79"W 32"D 37"H 20.5"SH 26"AH
Weight: 76.5

M28003P
with Premium cushions



M28022
Love Seat
54.5"W 32"D 37"H 20.5"SH 26"AH
Weight: 57.5

M28022P
with Premium cushions

- Contemporary style
- Extra wide, dimensional extrusion
- Aluminum slat back cushion support

- Available in all frame finishes
- Nylon foot glides protect feet and surface

MEZA



Designed by John Caldwell



M5601A
Nesting Dining Chair Aluminum
Slat Seat with Arms
26.5"W 24.25"D 33.25"H 18.75"SH 24.75"AH
Weight: 24

M1845 Seat pad sold separately.
M1845P Premium Seat pad sold separately.



M5601
Nesting Dining Chair Aluminum
Slat Seat Armless
22.5"W 24.25"D 33.25"H 18.75"SH
Weight: 23

M1845 Seat pad sold separately.
M1845P Premium Seat pad sold separately.



M5607S
Nesting Spa Chair
26.5"W 28"D 27.5"H 11"SH 17"AH
Weight: 12



M5601AS
Nesting Dining Chair Sling
Seat with Arms
22.5"W 28.5"D 34.75"H 17.5"SH 25"AH
Weight: 15



M5601S
Nesting Dining Chair
Sling Seat Armless
22.5"W 28.5"D 34.75"H 17.5"SH
Weight: 13



M5609S
Nesting Chaise Lounge Sling w/Wheels
30.5"W 79.5"D 41.5"H 16"SH 22"AH
Weight: 39



M9607-ST
36" Square
Cocktail Table (No Hole)
36"W 36"D 18.25"H
Weight: 36



M9624-ST
Side Table
23.75" Round 21.25"H
Weight: 16



M9630-BE
End Bench (Surface Mount)
30"W 18.5"D 18.5"H
Weight: 18
M1847 End Bench pad sold separately.
M1847P Premium End Bench pad
Only available in solid or textured fabrics. Not available in stripe or patterned fabrics.



M9665-BE
Side Bench (Surface Mount)
65"W 18.5"D 18.5"H
Weight: 31
M1846 Side Bench pad sold separately.
M1846P Premium Side Bench pad
Only available in solid or textured fabrics. Not available in stripe or patterned fabrics.

- Transitional design
- Perfectly suited for restaurant seating
- Created entirely from extruded aluminum
- Optional seat pads attach underneath with hidden velcro
- Benches designed for surface mount or foot glides

- Chairs are available in aluminum slat or sling seat buckets
- Benches slightly dished for added comfort
- Available in all frame finishes
- See page 124 for recommended tables

MEZA

Finish - Antigua Fabric - 871

Shown with optional seat pad M1845 - sold separately.



Designed by John Caldwell



M5694
Backless Bar Stool
18.125"W 17.25"D 29"H
Weight: 13
M1849 Seat pad sold separately.
M1849P Premium Seat pad sold separately.



M5694B
Backless Balcony Stool
18.125"W 17.25"D 24"H
Weight: 12
M1849 Seat pad sold separately.
M1849P Premium Seat pad sold separately.



M9654-ST
54" Round Dining Table
54"W 54"D 29.5"H
Weight: 62



M9630-HST
30/40 Rectangular Bar Height Table
40"W 29"D 39.5"H
Weight: 39



M5605S
Bar Stool
26.5"W 28"D 46"H 28"SH 35"AH
Weight: 19



M5605SB
Balcony Stool
26.5"W 28"D 41"H 23"SH 30"AH
Weight: 18



M5607
Nesting Spa Chair
26.5"W 27"D 26.5"H 11"SH 17"AH
Weight: 21.5

M1845 Seat pad sold separately.
M1845P Premium Seat pad sold separately.



M5605
Bar Stool
26.5"W 27.5"D 45"H 29"SH 35"AH
Weight: 28

M1845 Seat pad sold separately.
M1845P Premium Seat pad sold separately.



M5605B
Balcony Stool
26.5"W 27.5"D 40"H 24"SH 30"AH
Weight: 27

M1845 Seat pad sold separately.
M1845P Premium Seat pad sold separately.



M9642-HST
42" Square Bar Height Table
With Hole (Surface Mountable)
42"W 42"D 39.5"H
Weight: 52.5



M9636-BST
36" Square Balcony Height Table
With Hole (Surface Mountable)
36"W 36"D 34.5"H
Weight: 41.5



M9642-BST
42" Square Balcony Height Table
With Hole (Surface Mountable)
42"W 42"D 34.5"H
Weight: 50.5



M9636-HST
36" Square Bar Height Table
With Hole (Surface Mountable)
36"W 36"D 39.5"H
Weight: 43.5

- Transitional design
- Perfectly suited for restaurant seating
- Created entirely from extruded aluminum
- Optional seat pads attach underneath with hidden velcro
- Benches designed for surface mount or foot glides

- Chairs are available in aluminum slat or sling seat buckets
- Benches slightly dished for added comfort
- Available in all frame finishes
- See page 124 for additional recommended tables



Lagoon products are not only created to be functional, ergonomic and long lasting, but also with fashion and style. The beautiful, innovative product design is environmentally friendly, stain resistant and easily maintained. Made with high quality and non-toxic ecofriendly polypropylene material, and manufactured using plastic injection molding technology, Lagoon provides comfort while maintaining its durability.





7055-N5
Nido – Brown
25.8"W 22.8"D 32.3"H 17.7"SH
Weight: 11



7055-G6
Gray



7055-V5
Green



7055-W9
White



7055-YB
Orange



7050-B7
Alissa Arm Chair – Blue
22.8"W 23.6"D 31.3"H 17.7"SH 25"AH
Weight: 9.7



7050-BF
Blue Green



7050-G6
Gray



7050-K5
Black



7050-R4
Red



7050-R7
Pink



7050-V5
Green



7050-W9
White



7050-YB
Orange



7050-Y7
Yellow



Y8-Orange Amber
Recommended for covered
area or indoor use only.



7058-Y8
Angel's Trumpet – Orange/Amber
25.2"W 37.8"D 26.8"H 13"SH
Weight: 9.26



7058-K5
Black



7058-R1
Red



7058-W9
White



7025-V8
Rue Armless Chair – Mint
18.9"W 22.8"D 34.6"H 17.7"SH
Weight: 8.6



7025-G6
Gray



7025-K4
Pearl Black



7025-N3
Brown



7025-N4
Camel



7025-OG
Metal Brass



7025-W8
White





7027-OG
Koppla Arm Chair, Stacking – Metal Brass
22.4"W 23.6"D 31.5"H 17.7"SH 25"AH
Weight: 10.34



7027-G6
Gray



7027-K4
Black Pearl



7027-N3
Brown



7027-N4
Camel



7027-W8
White



Stacks 7-8 high



7052-Y7
Sensilla Armless Chair, Stacking – Yellow
19.5"W 20.7"D 32.3"H 17.7"SH
Weight: 7.5



7052-B7
Blue



7052-G6
Gray



7052-G7
Dark Gray



7052-R4
Red



7052-R7
Pink



7052-V5
Green



7052-W9
White



7052-YB
Orange



Stacks 7-8 high



7060-BC
Zigozago – Light Blue
19.3"W 22"D 31.5"H 17.3"SH
Weight: 12.1



7060-BD
Navy Blue



7060-K5
Black



7060-R5
Salmon



7060-W9
White



7060-YD
Mustard



Does not stack



7202-N3
Braço Dining Chair, Stacking – Brown
20.9"W 18.7"D 30.7"H 17.3"SH 25"AH
Weight: 7.9



7202-G6
Gray



7202-W9
White



Uniquely designed arms allow the chair to rest on a table top and provides quick and easy access to the floor for cleaning.



! IMPORTANT ORDERING INFORMATION

Monstera Lounge Chairs are sold in sets of four (4)



7066B9-OLLGN
Monstera Lounge Chair
– Light Blue
27.6"W 31.9"D 39.8H 16.5"SH
Weight: 23.1



7066V4-OLLGN
Monstera Lounge Chair
– Light Green
27.6"W 31.9"D 39.8H 16.5"SH
Weight: 23.1



7066YF-OLLGN
Monstera Lounge Chair
– Yellow Gold w/brown legs
27.6"W 31.9"D 39.8H 16.5"SH
Weight: 23.1



7057A-VB
Mint Green

7057A-W9
White

7057A-Y8
Orange

7057A-R5
Joyous Stool – Salmon
16.9"W 16.1"D 22.8"H 18.1"SH
Weight: 5.7



7057C-R5
Salmon

7057C-VB
Mint Green

7057C-W9
White

7057C-Y8
Joyous Counter Stool – Orange
17.7"W 17.7"D 30.3"H 25.6"SH
Weight: 8.6



7057B-R5
Salmon

7057B-W9
White

7057B-Y8
Orange

7057B-VB
Joyous Bar Stool – Mint Green
17.9"W 18.1"D 34.3"H 29.5"SH
Weight: 9



7168-W
Heron Round
Dining Table
Powder Coated
Steel Legs – White
27.6"W 27.6"D 29.5"H
Weight: 15.4



7169-W
Heron Round
Dining Table
Powder Coated
Steel Legs – White
35.4"W 35.4"D 29.5"H
Weight: 19.8

Magnolia table tops are made from 100% injection molded polypropylene material. The design of the mold creates the look real woven furniture. The tops are extremely durable, easily kept clean and economically priced. It's amazingly realistic looking!

Tables 7020, 7021, 7022 need assembly.

Available Top Weave Colors



- 7020-D2-G6
Gray
- 7020-D2-K3
Black
- 7020-D2-N3
Brown
- 7020-D2-N4
Camel
- 7020-D2-W8
White

7020-D2-N4
Oslo Square Dining Table,
without umbrella hole
Rattan Top, Camel (Aluminum Legs)
37.4"W 37.4"D 29.5"H
Weight: 19.8



G6 Gray



K3 Black



N3 Brown



N4 Camel



W8 White



7021-D2-W8
Oslo Rectangular Dining Table
without umbrella hole
Rattan Top, White (Aluminum Legs)
68.9"W 37.4"D 29.5"H
Weight: 32

- 7021-D2-G6
Gray
- 7021-D2-K3
Black
- 7021-D2-N3
Brown
- 7021-D2-N4
Camel



7022-D2-W8
Russ Square Dining Table,
without umbrella hole
Rattan Top, White (Aluminum Legs)
26.8"W 26.8"D 29.5"H
Weight: 10.7

- 7022-D2-G6
Gray
- 7022-D2-K3
Black
- 7022-D2-N3
Brown
- 7022-D2-N4
Camel



7095-K5
Uno Side Table Black
17.5"W 22"D 20.9"H
Weight: 5.9



7095-G6
Gray

7095-W9
White



Magnolia Cushion

Like all products from the Lagoon Collection, Magnolia is a product line made from 100% injection molded polypropylene material. The polypropylene panels look like real woven furniture, are extremely durable and easily kept clean. With Texacraft's comfortable and long-lasting cushions, you have a quality, 'woven look' ensemble at an attractive price. Because the cushions affix to the furniture frame, you have worry free exposure in windy conditions.

Magnolia Cushion is only available with Premium cushion construction.



7023W8-LCP
Magnolia Loveseat
55.5"W 28"D 29.5"H 17.7"SH 25.5"AH
Weight: 51



7023W8-SFP
Magnolia Sofa
78.3W 28"D 29.5"H 17.7"SH 25.5"AH
Weight: 68.3



7023W8-ST
Magnolia Side Table
22.75"W 22.75"D 17.25"H
Weight: 9.5



7023W8-CCP
Magnolia Club Chair
32.7"W 28"D 29.7"H
17.7"SH 25.5"AH
Weight: 31.5



7023W8-OTP
Magnolia Ottoman
22.8"W 23"D 17.7"H
Weight: 11



7020W8-C2LG
37" Square Coffee Table,
Rattan Top, White (Alum Legs)
37.25"W 37.25"D 15"H
Weight: 27.6



7022W8-C2LG
27" Square Coffee Table,
Rattan Top, White (Aluminum Legs)
26.8"W 27"D 15"H
Weight: 9.2

EURO FORM

The Euro Form Collection is created from either high quality, batch-dyed fiberglass/polypropylene resins or 100% polypropylene depending on model. These very tough materials include UV additives for outdoor exposure. The process of creating the frames involves "air moulding" technology which makes it possible to achieve closed shapes and guarantee a more hard-wearing and easy-to-clean product. These products are resistant to sunlight and atmospheric agents.

! IMPORTANT ORDERING INFORMATION

Some Euro Form items are stocked for quick shipment. Otherwise, special order items could take 6 weeks. Additionally, some items require minimum order quantities. Consult your sales representative for more information.

40326.56.000
Net Chair Senape
24"W 23"D 31.5"H 26.5"AH
Weight: 9

40326.10.000
Net Chair Tortora
24"W 23"D 31.5"H 26.5"AH
Weight: 9

40326.75.000
Net Chair Corallo
24"W 23"D 31.5"H 26.5"AH
Weight: 9

40326.00.000
Net Chair Bianco
24"W 23"D 31.5"H 26.5"AH
Weight: 9

40326.02.000
Net Chair Anthracite
24"W 23"D 31.5"H 26.5"AH
Weight: 9



Palma Arm Chair and Erica Side Chair are created from 100% batch-dyed resins.



40237.00.000
Palma Arm Chair, stackable
Bianco/Bianco
23.25"W 22"D 33.75"H
17.9"SH 27"AH
Weight: 12



40237.02.002
Palma Arm Chair, stackable
Anthracite/Anthracite
23.25"W 22"D 33.75"H
17.9"SH 27"AH
Weight: 12



40237.10.010
Palma Arm Chair, stackable
Tortora/Tortora
23.25"W 22"D 33.75"H
17.9"SH 27"AH
Weight: 12



40237.00.010
Palma Arm Chair, stackable
Bianco/Tortora
23.25"W 22"D 33.75"H
17.9"SH 27"AH
Weight: 12



40237.05.005
Palma Arm Chair, stackable
Caffe/Caffe
23.25"W 22"D 33.75"H
17.9"SH 27"AH
Weight: 12



40236.00.000
Erica Side Chair, stackable
Bianco/Bianco
21.5"W 20"D 33.75"H 17.9"SH
Weight: 9



40236.02.002
Erica Side Chair, stackable
Anthracite/Anthracite
21.5"W 20"D 33.75"H 17.9"SH
Weight: 9



40236.10.010
Erica Side Chair, stackable
Tortora/Tortora
21.5"W 20"D 33.75"H 17.9"SH
Weight: 9



40236.05.005
Erica Side Chair, stackable
Caffe/Caffe
21.5"W 20"D 33.75"H 17.9"SH
Weight: 9



40236.00.010
Erica Side Chair, stackable
Bianco/Tortora
21.5"W 20"D 33.75"H 17.9"SH
Weight: 9



30007.10.197
27.5" Werzalit
Square Silver Table Top
27.5" sq 1"H
Weight: 15.5



30017.10.197
27.5" Werzalit
Round Silver Table Top
27.5" dia 1"H
Weight: 12



30017.10.190
27.5" Werzalit
Round White Table Top
27.5" dia 1"H
Weight: 12



30007.10.190
27.5" Werzalit
Square White Table Top
27.5" sq 1"H
Weight: 15.5



53052.00.000
Fiore Dining Table Base, Anthracite
18.7"W 18.7"D 28.35"H
Weight: 11



53053.00.000
Fiore Dining Table Base, White
18.7"W 18.7"D 28.35"H
Weight: 11



53054.00.000
Fiore Dining Table Base, Silver
18.7"W 18.7"D 28.35"H
Weight: 11



48052.02.000
Cube Table Anthracite,
No hole
31.5"W 31.5"D 29.5"H
Weight: 25



48053.00.000
Cube Table Bianco,
No hole
31.5"W 31.5"D 29.5"H
Weight: 25



48057.05.000
Cube Table Caffè,
No hole
31.5"W 31.5"D 29.5"H
Weight: 25



48059.10.000
Cube Table Tortora,
No hole
31.5"W 31.5"D 29.5"H
Weight: 25

Spritz side tables are created from batch-dyed fiberglass/polypropylene resins with non-slip feet.



The Spritz table ships with a long and short table stem making this table either dining or side table height.



40058.02.000
Spritz Side Table Anthracite
24"W 24"D 15.75"H
Weight: 9



40058.05.000
Spritz Side Table Caffè
24"W 24"D 15.75"H
Weight: 9



40058.00.000
Spritz Side Table Bianco
24"W 24"D 15.75"H
Weight: 9



40058.07.000
Spritz Side Table Rosso
24"W 24"D 15.75"H
Weight: 9



40058.39.000
Spritz Side Table Celeste
24"W 24"D 15.75"H
Weight: 9

ATLANTICO CHAISE LOUNGES

Atlantico frames are created from uniformly colored fiberglass/polypropylene resins. They are covered in breathable synthetic fabric and are replaceable. Stackable with 4-position reclining back. Small wheels allow easy mobility.



Anthracite

Celeste

Tortora

Mandarino

Prato

Bianco

Rosa



40450.00.104
Atlantico Stackable
Chaise Lounge
Bianco/Tortora
27.5"W 40"H 13.75"SH
67.3"D (Up) 80.3"D (Flat)
Weight: 35



40450.02.057
Atlantico Stackable
Chaise Lounge
Anthracite/Anthracite
27.5"W 40"H 13.75"SH
67.3"D (Up) 80.3"D (Flat)
Weight: 35



40450.05.104
Atlantico Stackable
Chaise Lounge
Caffe/Tortora
27.5"W 40"H 13.75"SH
67.3"D (Up) 80.3"D (Flat)
Weight: 35



40450.00.075
Atlantico Stackable
Chaise Lounge
Bianco/Celeste
27.5"W 40"H 13.75"SH
67.3"D (Up) 80.3"D (Flat)
Weight: 35



40450.00.084
Atlantico Stackable
Chaise Lounge
Bianco/Prato
27.5"W 40"H 13.75"SH
67.3"D (Up) 80.3"D (Flat)
Weight: 35



40450.00.056
Atlantico Stackable
Chaise Lounge
Bianco/Rosa
27.5"W 40"H 13.75"SH
67.3"D (Up) 80.3"D (Flat)
Weight: 35



40450.00.083
Atlantico Stackable
Chaise Lounge
Bianco/Mandarino
27.5"W 40"H 13.75"SH
67.3"D (Up) 80.3"D (Flat)
Weight: 35



40450.00.107
Atlantico Stackable
Chaise Lounge
Bianco/Bianco
27.5"W 40"H 13.75"SH
67.3"D (Up) 80.3"D (Flat)
Weight: 35

Atlantico chaises are tested to 350 lbs.

THE EURO FORM BAR STOOL AND TABLE COLLECTION

Featuring the Duca and Lido Bar Stools

Stackable outdoor stool with seat made of uniformly colored fiberglass polypropylene resins with UV additives. Frame is powder coated aluminum with non-slip feet. Seats have drain hole to allow water to escape.



EURO FORM



75252.02.000
Duca Stackable Bar Stool
Anthracite
19.25"W 20"D 36.5"H 31"SH
Weight: 8



75257.05.000
Duca Stackable Bar Stool
Caffè
19.25"W 20"D 36.5"H 31"SH
Weight: 8



75258.28.000
Duca Stackable Bar Stool
Burro
19.25"W 20"D 36.5"H 31"SH
Weight: 8



75259.10.000
Duca Stackable Bar Stool
Tortora
19.25"W 20"D 36.5"H 31"SH
Weight: 8



40344.39.000
Lido Stackable Bar Stool
Celeste
19.25"W 20"D 38"H 30"SH
Weight: 9.5



40344.10.000
Lido Stackable Bar Stool
Tortora
19.25"W 20"D 38"H 30"SH
Weight: 9.5



40344.00.000
Lido Stackable Bar Stool
Bianco
19.25"W 20"D 38"H 30"SH
Weight: 9.5



40344.02.000
Lido Stackable Bar Stool
Anthracite
19.25"W 20"D 38"H 30"SH
Weight: 9.5




40344.05.000
Lido Stackable Bar Stool
Caffè
19.25"W 20"D 38"H 30"SH
Weight: 9.5



40344.07.000
Lido Stackable Bar Stool
Rosso
19.25"W 20"D 38"H 30"SH
Weight: 9.5

Table Top Color Options



Silver



White



53154.00.000
Fiore Bar Height
Table Base Silver
18.5"W 18.5"D 42"H
Weight: 12.5



53159.00.000
Fiore Bar Height
Table Base Tortora
18.5"W 18.5"D 42"H
Weight: 12.5



53153.00.000
Fiore Bar Height
Table Base White
18.5"W 18.5"D 42"H
Weight: 12.5



53152.00.000
Fiore Bar Height
Table Base Anthracite
18.5"W 18.5"D 42"H
Weight: 12.5

Table tops fit any Fiore table base. Tops do not have an umbrella hole.



30007.10.197
27.5" Werzalit
Square Silver Table Top
27.5" sq 1"H
Weight: 15.5



30017.10.197
27.5" Werzalit
Round Silver Table Top
27.5" dia 1"H
Weight: 12



30017.10.190
27.5" Werzalit
Round White Table Top
27.5" dia 1"H
Weight: 12



30007.10.190
27.5" Werzalit
Square White Table Top
27.5" sq 1"H
Weight: 15.5



TexaWood is a line of environmentally friendly furniture utilizing 'lumber' made from recycled plastics. The TexaWood 'lumber' begins its transformation with the recycling of post-consumer bottle waste such as milk and detergent bottles and other post-industrial materials. The cleaned and decontaminated materials are compounded into pellets that are melted, molded and extruded into planks of plastic 'lumber' and are available in a host of natural and vibrant colors. By creating the 'lumber' from a single, purified polymer material, the eventual lumber is manufactured to an exacting, reproducible product ensuring uniform quality standards. The end product is a high-density polyethylene (HDPE) material that has the look and texture of real wood.

How does this material withstand the elements? Extremely well! The 'lumber' is tested in thousands of hours of UV and water scenarios with outstanding results. Although some slight color fading could occur during its service life it will be uniform in appearance. This excellent outdoor material needs no waterproofing, painting or staining to maintain its appearance.

Our Adirondack collections are made exclusively with this lumber material and assembled using stainless steel hardware. The Fresco collection incorporates a very heavy wall aluminum frame with planks of the TexaWood lumber. The planks are held in place with stainless steel hardware.

Texacraft's Fuse Collection (pages 104-105) is created from a similar HDPE product called MGP or Marine Grade Polymer. Like HDPE material, MGP is also derived from post-consumer bottle waste such as milk and detergent containers or other post-industrial materials. The main difference is that MGP is formed into large sheets, creating a smooth, uniform surface that is slightly heavier in comparison to HDPE lumber. Both HDPE and MGP are excellent all-weather materials that never require painting, staining, or waterproofing to maintain their appearance.

Texacraft's TexaWood collections are perfect for commercial use as they are extremely durable and need little maintenance. A simple wash with the hose will keep the furniture clean and looking good for years of outdoor enjoyment.

Fresco & Solo Frame Finishes




Fresco, Solo, Breeze, Adirondack, Fire Table Lumber Color Selections

Traditional



Vibrant





ADIRONDACK LOUNGE

Available in Traditional and Vibrant lumber
Ships unassembled; assembly available at additional charge.



TCSBA15
Adirondack Lounge
31.25"W 33.75"D 38.5"H 16"SH 24"AH
Weight: 37



TCSBO22
Adirondack Lounge Ottoman
22"W 21"D 16"H
Weight: 16



TCHNR10
Adirondack Lounge Rocker
29.75"W 34.75"D 37.75"H
16.75"SH 24.75"AH
Weight: 40



TCHNA15
Adirondack Lounge with Hideaway
Ottoman
29.75"W 33.5"D 37.5"H 15"SH 23"AH
Weight: 48



TCMNA110
Contemporary Adirondack
30"W 32.25"D 37"H 15"SH 23"AH
Weight: 35



TCSBT18
Adirondack Lounge Side Table
15"W 19"D 18"H
Weight: 10

ADIRONDACK CLASSIC

Only available in Traditional lumber
Ships unassembled; assembly available at additional charge



TCSH22
Adirondack Classic
31.25"W 33.75"D 38.5"H
15.75"SH 24.25"AH
Weight: 46



TCSHO22
Adirondack Classic Ottoman
22"W 21"D 15.75"H
Weight: 17



TCSH18
Adirondack Classic Side Table
17.75"W 17.75"D 18"H
Weight: 16



FRESCO

Finish - Silver Lumber - White
(View the full collection on following pages)
Available in Traditional and Vibrant Lumber.





Available in Traditional and Vibrant lumber.



TCA110
Nesting Dining Side Chair
18.75"W 21.75"D 33.5"H 17.7"SH
Weight: 14



TCA111
Counter Side Chair
18.75"W 22"D 41"H 25"SH
Weight: 18



TCA112
Bar Side Chair
18.75"W 22"D 46"H 30.2"SH
Weight: 19



TCA210
Nesting Dining Arm Chair
22.25"W 22.5"D 33.5"H
17.7"SH 26"AH
Weight: 17



TCA211
Counter Arm Chair
22.25"W 22.5"D 41"H 25"SH 32.5"AH
Weight: 20



TCA212
Bar Arm Chair
22.25"W 22.5"D 46"H 30"SH 37.5"AH
Weight: 21



TCAC110
Stacking Chaise Lounge
23"W 78.25"D 38.63"H 12"SH
Weight: 55
*Chaise pad XTCF0014 sold separately.



TCA310
Nesting Lounge Chair
27"W 29"D 30.25"H 14.5"SH 21.6"AH
Weight: 26



TC8013
Chat Table
29.75"W 29.75"D 16"H
Weight: 31



Chat grouping created from **TCA310** lounge chair and **TC8013** chat table.



FRESCO

Tables 36" and larger come with umbrella 1 3/4" diameter hole and plug.
Tables require minor assembly. **ADA tables have adjustable feet.**



TCAT18
18" Side Table
16.75"W 16.75"D 18"H
Weight: 11



TC8010
30" Dining Table, no hole
29.75"W 29.75"D 29"H
Weight: 33



TC8110
36" Dining Table with hole
35"W 35"D 29"H
Weight: 43



TC8210
46" Dining Table with hole
46"W 46"D 29"H
Weight: 68

TC8014
30" Dining Table ADA, no hole
29.75"W 29.75"D 29-29.8"H
Weight: 33



TC8114
36" Dining Table ADA
35"W 35"D 29-29.8"H
Weight: 43



TC8214
46" Dining Table ADA
46"W 46"D 29-29.8"H
Weight: 68



TC8E10
30" X 46" Dining Table with hole
30"W 46"D 29"H
Weight: 46



TC8310
35" X 73" Dining Table with hole
35"W 73"D 29"H
Weight: 76



TC8011
30" Counter Table, no hole
29.75"W 29.75"D 37"H
Weight: 35



TC8111
36" Counter Table with hole
35"W 35"D 37"H
Weight: 45

TC8E14
30" X 46" Dining Table ADA
30"W 46"D 29-29.8"H
Weight: 46



TC8314
35" X 73" Dining Table ADA
35"W 73"D 29-29.8"H
Weight: 76



TC8211
46" X 46" Counter Table with hole
46"W 46"D 37"H
Weight: 70



TC8311
35" X 73" Counter Table with hole
35"W 73"D 37"H
Weight: 78



TC8012
30" Bar Table, no hole
29.75"W 29.75"D 42"H
Weight: 37



TC8112
36" Bar Table with hole
35"W 35"D 42"H
Weight: 46



TC8212
46" X 46" Bar Table with hole
46"W 46"D 42"H
Weight: 71



TC8312
35" X 73" Bar Table with hole
35"W 73"D 42"H
Weight: 79



TC3810
Bench
68"W 18"D 17"H
Weight: 38



FRESCO FIRE TABLES

With push button spark ignitor. Only available in Traditional lumber. Ships assembled



TCCTF42S
Fresco Fire Table 42" Square
42.5" Square 23.75"H
Weight: 138
(LP Tank not included)



TCCTF48R
Fresco Fire Table 48" Round
48" Round 23.75"H
Weight: 140
(LP Tank not included)




Sand (SA)




Teak (TE)




Mahogany (MA)




Green (GR)



White (WH)



Slate Grey (GY)



Black (BL)

- Fire Tables are designed to burn LP (Propane) or NG (Natural Gas)
- Conversion Kit from LP to NG is included
- Models ship as LP ready with hose and regulator
- Simply connect to a standard 20 lb. LP tank to operate
- Tank stores underneath the fire burner
- Fire table tops and base created from Texwood

- Burner is UL tested and listed
- Round Fire Table produces 60,000 BTUs per hour LP or NG
- Square Fire Table produces 60,000-90,000 BBTs per hour LP or NG
- Decorative Clear Glass Gems are included with each table
- Clear Glass Wind Guard is included with each table

SOLO





See page 94 for lumber color selections.



TCUA210-1
Dining Arm Chair
25.5"W 22.5"D 33.5"H
17.25"SH 22.25"AH
Weight: 16



TCUA110-1
Stacking Side Dining Chair
18.5"W 22.5"D 33.5"H 17.25"SH
Weight: 14



TCUAT18-1
Side Table
18"W 18.5"D 16.5"H
Weight: 8



TCRT224
24" Contempo Round Dining Table
24"W 24"D 29"H
Weight: 27
Table legs only available in White (WH) or Black (BL).
Top available in traditional or vibrant lumber colors.



TCRT124
24" Traditional Round Dining Table
24"W 24"D 29"H
Weight: 27
Table legs and top same color.
Traditional lumber colors only.

- Built to withstand a range of climates including hot sun, snowy winters, and strong coastal winds
- HDPE material cleans easily and is not prone to splinter, crack, chip, peel, or rot
- UV protectant and color continuously throughout the HDPE material; requires no painting or waterproofing
- Marine-grade quality stainless steel hardware
- Side chairs stack for convenient storage
- Side chairs and side table come fully assembled; Tables and arm chairs require minimal assembly
- Durable aluminum frame with moisture and fade-resistant powder coat finish
- Solo Round Dining Table legs and top are made with all-weather HDPE lumber
- Available in traditional and vibrant lumber
- Chair and side table available in all frame finishes (page 94)

BREEZE





See page 94 for lumber color selections.



TC2012
Contempo Saddle Bar Stool
20.5"W 15.75"D 29.75"H
Weight: 16
Stool legs only available in White (WH) or Black (BL).
Seat available in traditional or vibrant lumber colors.



TCRBT224
24" Contempo Bar Table
24"W 24"D 42"H
Weight: 31
Table legs only available in White (WH) or Black (BL).
Top available in traditional or vibrant lumber colors.



TC2002
30" Traditional Bar Stool
20.5"W 15.75"D 29.75"H
Weight: 16
Stool legs and seat same color.
Traditional lumber colors only.



TCRBT124
24" Traditional Bar Table
24"W 24"D 42"H
Weight: 31
Table legs and top same color.
Traditional lumber colors only.

- Saddle stool seats are shaped for comfort
- Built to withstand a range of climates including hot sun, snowy winters, and strong coastal winds
- HDPE material cleans easily and is not prone to splinter, crack, chip, peel, or rot
- UV protectant and color continuously throughout the HDPE material; requires no painting or waterproofing
- Marine-grade quality stainless steel hardware
- Tables require minimal assembly
- Available in traditional and vibrant lumber

FUSE





! IMPORTANT ORDERING INFORMATION

Fuse is available in either White (MWH) or Sand (MSA) finish **only**. Table base is powder coated aluminum. Select frame finish color when ordering Satin White (13) or Sand (15).



TCM220
Arm Dining Chair
25"W 25.25"D 35"H 17"SH 24.5"AH
Weight: 32
Shown in Sand - MSA



TCM120
Side Dining Chair
19.75"W 25.25"D 35"H 17"SH
Weight: 28



TC8120H
40" Square Dining Table with Hole
38.5"W 38.5"D 29.25"H
Weight: 74



TC8320H
40" x 78" Rectangular Dining Table with Hole
77.25"W 38.5"D 29.25"H
Weight: 118



TC3620H
Bench
65"W 16.5"D 16.75"SH
Weight: 44



TC7220H
48" Round Dining Table with Hole
47.5"W 47.5"D 29.25"H
Weight: 68

- Built to withstand a range of climates including hot sun, snowy winters, and strong coastal winds
- MGP material cleans easily and is not prone to splinter, crack, chip, peel, or rot (MGP explained, [page 94](#))
- Color continuously throughout the fade-resistant MGP material; requires no painting or waterproofing
- Marine-grade quality stainless steel hardware
- Chairs come fully assembled; Tables require minimal assembly
- Tables have durable aluminum frame with moisture and fade-resistant powder coat finish
- Available in White (MWH) or Sand (MSA)

KEYWEST SLING

Finish - Bronze Fabric - 037





M8001R
High Back Dining Chair
25.5"W 30"D 38"H 18"SH 25.5"AH
Weight: 11



M8041
Ultimate High Back Dining Chair
25.5"W 29"D 44"H 18"SH 25.5"AH
Weight: 11



M8014B
Balcony Height Stool
25.25"W 31.5"D 44.25"H 24"SH 30"AH
Weight: 14



M8017
Adjustable Chair
25.5"W 40.5"D 38"H 18"SH 24"AH
Weight: 14



M8014
Bar Stool
25.25"W 32.5"D 48.75"H 28.5"SH 34.5"AH
Weight: 15



M7229R
Stackable Chaise Lounge
27.5"W 82.5"D 41"H 14"SH 21"AH
Weight: 20



M4506S
Universal Relaxed Sling
Stack Sled Base Sand Chair
26"W 26"D 25"H 11"SH 17"AH
Weight: 10



M8008
Ottoman
23"W 22"D 17"H
Weight: 8



M8009
Chaise Lounge
27"W 71.5"D 34.5"H 14"SH 22"AH
Weight: 28

- Transitional design
- Created from heavy-walled octagonal aluminum extrusion
- Ergonomically formed sling bucket- available in two heights

- Nylon foot glides protect furniture and floor surface
- Available in all frame finishes



M4009S
Nesting Sling Game Chair
22.5"W 30.75"D 33.75"H 17"Sh 23.5"Ah
Weight: 9



M4005S
Sling Bar Stool
24"W 29"D 48.5"H 29"Sh 36.75"Ah
Weight: 11



M4006S
Nesting Sling Sand Chair
22.5"W 31.5"D 24"H 7.5"Sh 13.5"Ah
Weight: 8



M4102HS
Elevated Stacking
Sling Chaise Lounge
27"W 78"D 46.5"H 17.5"SH Weight: 24
M10005 Chaise pad sold separately.



M4102S
Stacking Sling Chaise Lounge
27.25"W 82.5"D 41"H 13"SH Weight: 21
M10005 Chaise pad sold separately.



M3005CW
Crossweave Nesting Game Chair
23.5"W 29"D 33.25"H 16.5"SH
21"AH
Weight: 10



M4005CW
Crossweave Bar Stool
24"W 27.5"D 48"H 30"SH 36.75"AH
Weight: 14



M4006CW
Crossweave Nesting Sand Chair
22.75"W 33"D 23.25"H 8.25"SH 13.75"AH
Weight: 9

M4006CWHB
(Not Shown) Crossweave High Back
Nesting Sand Chair
22.75"W 38.75"D 29.5"H 8.25"SH 13.75"AH
Weight: 10



Skid Plate



M3105CW
Crossweave Stacking Chaise Lounge
27.5"W 78.5"D 42.125"H 13.5"SH Weight: 23
M10005 Chaise Lounge pad sold separately.

M3205CW
Crossweave Stacking Chaise Lounge With Skids
27.5"W 78.5"D 42.125"H 13.5"SH Weight: 24
M10005 Chaise Lounge pad sold separately.



M3105HCW
Elevated Crossweave
Stacking Chaise Lounge Weight: 24
27"W 78"D 46.5"H 17.5"SH
M10005 Chaise Lounge pad sold separately.

M3205HCW
Elevated Crossweave
Stacking Chaise Lounge With Skids
27"W 78"D 46.5"H 17.5"SH Weight: 25
M10005 Chaise Lounge pad sold separately.

- Heavy-walled tubular aluminum extrusion
- Pieces stack (excluding bar stool)
- Nylon glides underfoot for surface protection
- Available in sling or vinyl strap seat
- Over-under style vinyl cross weave pattern

- Virgin vinyl strap, 2" wide created with mildew inhibitors
- Optional skid plate available on chaises for base protection
- Available in all frame finishes
- Vinyl strap colors are located on page 169

TROPIC CRAFT™
CASUALS

SPLASH™

Finish - Smooth White Vinyl - 5113



Singlewrap
Strap



Doublewrap
Strap



Skid Plate



M4005
Bar Stool
24.5"W 27"D 48"H 30"SH 36.75"AH
Weight: 12



M4102
Stacking Chaise Lounge
27"W 78"D 42.5"H 13"SH Weight: 18

M4202 Stacking Chaise Lounge with Skids
27"W 78"D 42.5"H 13"SH Weight: 19

M4102H
Elevated Stacking Chaise Lounge
27"W 78"D 46.5"H 17"SH Weight: 21

MC545 Stacking Chaise Lounge (Double Wrapped)
27"W 78"D 42.5"H 13"SH Weight: 20



M10004 Dining Pad (Shown On M4009)
Also fits: MC500, M4005, M4006, MC506



M10005 Chaise Pad (Shown On M4102)
Also fits: M4202, MC545, M3105CW, M3205CW



M4009
Nesting Game Chair
22"W 30"D 34.5"H 17"SH 23.75"AH
Weight: 9

MC500 Nesting Game Chair
(Double Wrapped)
22"W 30"D 34.5"H 17"SH 23.75"AH
Weight: 10



M4006HB
Nesting High Back Sand Chair
23"W 38.5"D 30"H 8"SH 13.75"AH
Weight: 9

MC506HB Nesting High Back Sand Chair
(Double Wrapped)
23"W 38.5"D 30"H 8"SH 13.75"AH
Weight: 10



M4006
Nesting Sand Chair
23"W 33"D 22.5"H 8"SH 13.75"AH
Weight: 8

MC506
Nesting Sand Chair
(Double Wrapped)
23"W 33"D 22.5"H 8"SH 13.75"AH
Weight: 9

- Traditional design
- Heavy-walled tubular aluminum extrusion
- Optional skid plate available on chaises for chaise base protection
- Nylon glides underfoot for surface protection
- Optional single or double wrapped horizontal vinyl strap configuration

- Virgin vinyl strap, 2" wide created with mildew inhibitors
- Pieces stack (Excluding Bar Stool)
- Available in all frame finishes
- Vinyl strap colors are located on page 169

FIBERGLASS CUBES



Fiberglass cubes are perfect as end tables, cocktail tables or stools. These versatile accessory pieces can liven up any setting. Use individually or gang them together to create larger units. These durable accessories have a marine grade gel coat with UV inhibitors that will sustain years of outdoor use. All sizes are available in any of the seven finishes.

Cubes are available in all seven colors.

Include color code at end of cube model when ordering.



CUBE18X18X18-A Cube
18"W 18"D 18"H
45 lbs. (A Aqua shown)
Also Available:
CUBE30X30X18
30"W 30"D 18"H
95 lbs.

Cocoa




CUBE24X42X16-CO Cube
24"W 42"D 16"H
98 lbs. (CO Cocoa shown)
Also Available:
CUBE12X18X18
12"W 18"D 18"H
30 lbs.

Cappuccino




CUBE24X24X16CAP Cube
24"W 24"D 16"H
65 lbs. (CAP Cappuccino shown)
Also Available:
CUBE30X30X16
30"W 30"D 16"H
90 lbs.
CUBE18X18X16
18"W 18"D 16"H
35 lbs.

Cultured Granite Finishes



CO
Cocoa



CAP
Cappuccino

Cubes have adjustable feet and have a 200 lb. weight limit.

Texacraft's wide variety of alternative tops and choice of table bases provide customers the creative freedom to design their outdoor spaces. When assembled, the tops and bases are as rigid as welded tables.



MCOB-042
shown with
M9942B



MESL-S42
shown with
M9342B



MESL-048
shown with
M9348B



MCAS-042
shown with
M9942B



MSOL-084
shown with
M9384B

COBBLESTONE FIBERGLASS ALTERNATIVE TOPS

Cobblestone fiberglass tops are finished with a durable hand-applied antique finish to accentuate the old world design. The inner core is constructed of a specially formulated wood laminate for stability and durability.




MCOB-022 22" Round Top
2"H 6 lbs.
MCOB-036 36" Round Top (with hole)
2"H 19 lbs.




MCOB-048 48" Round Top (with hole)
MCOB-042 42" Round Top (with hole)
2"H 25 lbs.

EXTRUDED ALUMINUM SLAT TOPS


Slat top tables are created from individual pieces of extruded aluminum and captured in an attractive outer rim. The tops are available in all frame finishes




MESL-024 23.5" Round Top 8 lbs.
MESL-S24 23.5" Square Top 10 lbs.



MESL-052 27" x 54" Rectangular Cocktail/Dining/Balcony Top 32 lbs. Fits bases M9307B, M9907B, M9352B and M9352BB



MESL-084 42" x 85.5" Rectangular Dining Top (with hole) 69 lbs.
MESL-073 42" x 73" Rectangular Dining Top (with hole) 60 lbs.



MESL-090 60" x 91" Rectangular Dining Top (with hole) 110 lbs.




MESL-R30 30" Round 15 lbs.




MESL-R36 36" Round Top (with hole) 22 lbs.



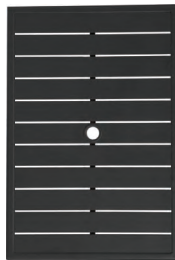
MESL-S30 30" Square Top 18 lbs.




MESL-S36 36" Square Top (with hole) 25 lbs.
MESL-S42 42" Square Top (with hole) 36 lbs.



MESL-054 54" Round Top (with hole) 46 lbs.
MESL-048 48" Round Top (with hole) 38 lbs.
MESL-R42 42" Round Top (with hole) 30 lbs.



MESL-24/36 36 X 24" Rectangular Top (with hole) 18 lbs.




MESL-H64 64" Hexagonal Dining Top (with hole) 70 lbs.


Table bases for all alternative tops are located on pages 117-118. The Traditional, Tuscany, Extruded Aluminum Slat and Geo Series Stamp tops are available in all frame finishes located on page 168. **NOTE THAT TOPS AND BASES ARE SOLD SEPARATELY.** Dining table bases are "KD" (knock down - assembly required). On "KD" table bases the cast aluminum bracket attaches the legs to the inner ring. Easy to follow instructions for assembly are included with each table base.

TRADITIONAL CAST ALUMINUM TOPS


Traditional cast aluminum table tops are truly a work of art. Being made of aluminum, this table will not rust or warp over time.



MCAS-024 24" Round Cast Top
1.5"H 8 lbs.
Center hole is decorative only




MCAS-S36 36" Square Cast Dining Top (with hole)
1.5"H 36 lbs.
MCAS-064 64" Square Cast Dining Top (with hole)
1.5"H 130 lbs.



MCAS-054 54" Round Cast Top (with hole)
1.5"H 53 lbs.
MCAS-042 42" Round Cast Top (with hole)
1.5"H 32 lbs.
MCAS-036 36" Round Cast Top (with hole)
1.5"H 28 lbs.
MCAS-R30 30" Round Cast Top 1.5"H 20 lbs.





MCAS-052 30" x 52" Oval Cast Cocktail/Dining/Balcony Top
1.5"H 30 lbs.
Fits bases M9307B, M9907B, M9352B and M9352BB




MCAS-084 48" x 84" Oval Cast Dining Top (with hole)
1.5"H 78 lbs.

TUSCANY CAST TABLE TOPS


Tuscany cast tops take detail to a new level. This intricately detailed top is filled with varying shapes that work in unison to deliver a stunningly, well designed top.




MTUS-024 24" Round Cast Top (no hole)
1.5"H 8 lbs.



MTUS-043 43" Round Cast Top (with hole)
1.5"H 35 lbs.



MTUS-055 55" Round Cast Top (with hole)
1.5"H 60 lbs.



MTUS-088 44" x 88" Oval Cast Top (with hole)
1.5"H 90 lbs.

Table bases for all alternative tops are located on pages 117-118. The Traditional, Tuscany, Extruded Aluminum Slant and Geo Series Stamp tops are available in all frame finishes located on page 168. **NOTE THAT TOPS AND BASES ARE SOLD SEPARATELY.** Dining table bases are "KD" (knock down - assembly required). On "KD" table bases the cast aluminum bracket attaches the legs to the inner ring. Easy to follow instructions for assembly are included with each table base.

GEO STAMPED ALUMINUM TOPS


Created from solid 3/16" thick aluminum. Transitional design with nicely detailed aluminum extrusion surround.




MSTP-024 24" Round Top
24"W 24"D 1.5"H
13 lbs.



MSTP-042 42" Round Top
Umbrella Hole
42"W 42"D 1.5"H
40 lbs.




MSTP-054 54" Round Top
Umbrella Hole
54"W 54"D 1.5"H
50 lbs.



MSTP-084 44" x 84" Oval Top
Umbrella Hole
44"W 84"D 1.5"H
95 lbs.

GEO SOLID SURFACE ALUMINUM TOPS

Created from solid 3/16" thick aluminum. Transitional design with nicely detailed aluminum extrusion surround.



MSOL-024 24" Round
Top
24"W 24"D 1.5"H
14.5 lbs.



MSOL-042 42" Round Top
Umbrella Hole
42"W 42"D 1.5"H
33 lbs.



MSOL-054 54" Round Top
Umbrella Hole
54"W 54"D 1.5"H
52 lbs.



MSOL-084 44" x 84" Oval Top
Umbrella Hole
44"W 84"D 1.5"H
97 lbs.

Table bases for all alternative tops are located on pages 117-118. The Traditional, Tuscany, Extruded Aluminum Slat and Geo Series Stamp tops are available in all frame finishes located on page 168. **NOTE THAT TOPS AND BASES ARE SOLD SEPARATELY.** Dining table bases are "KD" (knock down - assembly required). On "KD" table bases the cast aluminum bracket attaches the legs to the inner ring. Easy to follow instructions for assembly are included with each table base.

TABLE BASES FOR ALTERNATIVE TOPS (9900 SERIES)

Table bases (Excluding M9924B) require some assembly.



M9907B 27" x 52"
Cocktail Table Base Only
7 lbs.
Any -052 Top



M9924B 24" Occasional
Table Base Only
6 lbs.
Any -024, -S24, -022, CG24R,
or CG2424SQ Top



M9930B 30" Dining Table
Base Only
7 lbs.
Any -R30, -S30, CG30R, or
CG3030SQ Top



M9942B 42" Dining Table Base Only
8.5 lbs.
Any -036, -S36, -042, -043, CG36R,
CG3636SQ, CG42R or S42 Top

M9948B 48" Dining Table Base Only
9 lbs.
Any -048 or CG48 Top



M9942BB 42" Balcony Height Table Base Only
9.5 lbs.
Any -036, -S36, -042, -043, CG36R, CG3636SQ,
CG42R or S42 Top

M9954BB 54" Round Balcony Height Table
Base Only
11.5 lbs.
Any -054, -055 or -060 Top, and MESL-H64 Top
Note: This base does not fit MCAS-064 Top.
See bases M9964B, M9964BB



M9954BL 54" Low Cocktail Table Base Only
8 lbs.
Any -054, -055 or -060 Top, and MESL-H64 Top
Note: This base does not fit MCAS-064 Top.
See bases M9964B, M9964BB

M9942BL 42" Round Low Cocktail Table Base
Only
7 lbs.
Any -036, -S36, -042, -043, CG36R,
CG3636SQ, CG42R or S42 Top



M9964B 64" Dining Table Base Only
17 lbs.
MCAS-064 Top

M9964BB 64" Square Balcony Height
Table Base Only 18 lbs.
MCAS -064 Top
Note: These bases do not fit the
MESL-H64 Hexagon Top. See bases
M9954B, M9954BB, M9954BL



M9954B 54" Dining Table Base Only
8.5 lbs.
Any -054, -055, -060 Top, and MESL-H64 Top
Note: This base does not fit MCAS-064 Top.
See bases M9964B, M9964BB




M9984B 42" x 84" Dining Table Base Only
12 lbs.
Any -084 or -088 Top

M9973B 42" x 73" Rectangular Dining Table Base Only
10.5 lbs.
Any -073 Top




M9942BH 42" Bar Table Base Only
11 lbs.
Any -036, -S36 -042, -043, CG36R,
CG3636SQ or S42 Top



M9990B 60" x 91" Dining Table Base Only
13.5 lbs.
Any -090 Top

TABLE BASES FOR ALTERNATIVE TOPS (9300 SERIES)

Table bases (Excluding M9328B) require some assembly.



M9307B 27" x 52" Cocktail Table Base Only
7 lbs.
Any -052 Top



M9328B 24" Lamp Table Base Only
6 lbs.
Any -024, -S24, -022, CG24R or CG2424SQ Top



M9330B 30" Dining Table Base Only
6.5 lbs.
Any -R30, -S30, CG30R or CG3030SQ Top



M9342BL 42" Round Low Cocktail Table Base for Tops 7 lbs.
Any -036, -S36, -042, -043, CG36R, CG3636SQ, CG42R or S42 Top

M9354BL 54" Round Low Cocktail Table Base for Tops 8.5 lbs.
Any -054, -055, -060 Top, and MESL-H64 Top
Note: This base does not fit MCAS-064 Top. See bases M9364B, M9364BB



M9336BH 36" Bar Table Base Only
11 lbs.
For MESL-24/36 Top Only



M9352BB 52" Balcony Height Dining Table Base Only
9 lbs.
Any -052 Top



M9352B 52" Dining Table Base Only
8 lbs.
Any -052 Top



M9354B 54" Round Dining Table Base Only
10 lbs.
Any -054, -055, -060 Top, and MESL-H64 Top
Note: This base does not fit the MCAS-064 Top. See bases M9364B, M9364BB

M9336BB 24" x 36" Balcony Height Table Base Only
9 lbs.
For MESL-24/36 Top Only

M9336B 36" Dining Table Base Only
8 lbs.
For MESL-24/36 Top Only

M9342B 42" Round Dining Table Base
9.5 lbs.
Any -036, -S36, -042, -043, CG36R, CG3636SQ, CG42R or S42 Top

M9348B 48" Round Dining Table Base
9.5 lbs.
Any -048 or CG48R Top



M9364B 64" Square Dining Table Base Only
MCAS-064 Top 20 lbs.

M9364BB 64" Square Balcony Height Table Base Only 22 lbs.
MCAS -064 Top

Note: These bases do not fit the MESL-H64 Hexagon Top. See bases M9354B, M9354BB, M9354BL



M9342HB 42" Round Bar Table Base Only
12.5 lbs.
Any -036, -S36, -042, -043, CG36R, CG3636SQ, CG42R or S42 Top



M9342BB 42" Round Balcony Height Table Base Only
12 lbs.
Any -036, -S36, -042, -043, CG36R, CG3636SQ, CG42R or S42 Top

M9354BB 54" Round Balcony Height Table Base Only
13.5 lbs.
Any -054, -055, -060 Top, and MESL-H64 Top
Note: This base does not fit MCAS-064 Top. See bases M9364B, M9364BB



M9390B 60" x 91" Rectangular Dining Table Base Only
15 lbs.
Any -090 Top



M9384B 84" Oval Dining Table Base Only
Any -084 or -088 Top 12.5 lbs.

M9373B 42" x 73" Rectangular Dining Table Base Only
Any -073 Top 11.5 lbs.

CAFE DINING AND BAR TABLES

Stamped Aluminum tops are created from 3/16" solid aluminum. The geometric pattern of circles give these tables design simplicity and sophistication. Umbrella hole is 2" dia. Table height dimensions are from top surface to floor. Bases have adjustable feet for leveling. Available in all frame finishes. (page 168) Unit weights include base weight.



M9830-RST 31" Round Dining Cafe Table
29"H
Base weight - 50 lbs.
Unit weight - 89 lbs.



M9836-RST 37" Round Dining Cafe Table
with Umbrella Hole and Cast Plug 29"H
Base weight - 50 lbs.
Unit weight - 94 lbs.



M9836-SST 37" Square Dining Cafe Table
with Umbrella Hole and Cast Plug 29"H
Base weight - 50 lbs.
Unit weight - 100 lbs.



M9842-RST 43" Round Dining Table with
Umbrella Hole and Cast Plug 29"H
Base weight - 50 lbs.
Unit weight - 105 lbs.



M9848-RST 49" Round Dining Cafe Table
with Umbrella Hole and Cast Plug 29"H
Base weight - 50 lbs.
Unit weight - 114 lbs.



M9830B-RST 31" Round Bar Cafe Table 40"H
Base weight - 50 lbs.
Unit weight - 89 lbs.



M9836B-RST 37" Round Bar Cafe Table
with Umbrella Hole and Cast Plug 40"H
Base weight - 50 lbs.
Unit weight - 96 lbs.



M9842B-RST 43" Round Bar Cafe Table
with Umbrella Hole and Cast Plug 40"H
Base weight - 50 lbs.
Unit weight - 106 lbs.



M9836B-SST 37" Square Bar Cafe Table
with Umbrella Hole and Cast Plug 40"H
Base weight - 50 lbs.
Unit weight - 102 lbs.




M9848B-RST 49" Round Bar Cafe Table
with Umbrella Hole and Cast Plug 40"H
Base weight - 50 lbs.
Unit weight - 118 lbs.



M9048P-ST Rectangular Table
49.5"W 31.5"D 28.5"H
Base weight - 24 lbs.
Unit weight - 65 lbs.

Tops have perforated hole patterns



MATRIX STAMPED ALUMINUM TABLES

Tables not designated as (Fully Welded) require some assembly.

Stamped Aluminum tops are created from 3/16" solid aluminum. The geometric pattern of circles give these tables design simplicity and sophistication. Table height dimensions are from top surface to floor. Available in all frame finishes. (page 168)



M1042-ST 42" Dining/Umbrella Table with Stamped Top (with hole) (Fully Welded)
42.5"W 42.5"D 28.5"H
37 lbs.



M1018-ST 18" Round Side Table with Stamped Top (Fully Welded)
19"W 19"D 18.5"H
9 lbs.



M8142-ST 42" KD Dining/Umbrella Table with Stamped Top
42.5"W 42.5"D 28.5"H
37 lbs.



M8324-ST 24" Round Side Table with Stamped Top (Fully Welded)
25"W 25"D 18"H
16 lbs.

M1048-ST 48" Dining/Umbrella Table with Stamped Top (with hole) (Fully Welded)
49"W 49"D 28.5"H
43 lbs.

M8148-ST 48" KD Dining/Umbrella Table with Stamped Top
48.5"W 48.5"D 28.5"H
43 lbs.



M518SQS 18" Side Table with Stamped Top, (Fully Welded)
19"W 19"D 18.5"H
10 lbs.



M8130ST 30" Round Dining Table with Stamped Top (Fully Welded)
31"W 31"D 28.5"H
23 lbs.



M8136STUQ 36" Square Dining Table with Stamped Top (with hole) (Fully Welded)
37"W 37"D 28.5"H
37 lbs.

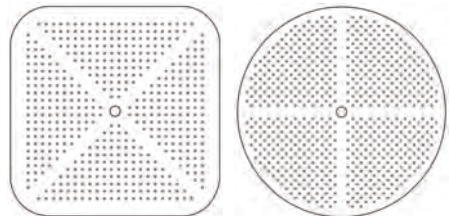


M8136HSTUQ 36" Square Bar Table with Stamped Top (with hole) (Fully welded)
37"W 37"D 39.5"H
38 lbs.



M8142AHSTU 42" KD Round Bar Table with Stamped Top (with hole)
42.75"W 42.75"D 39.5"H
48 lbs.

Tops have perforated hole patterns (Excluding M9005-ST)



M9006-ST
Stamped Chaise Table
18.5"W 18.5"D 25"H
20 lbs.



In the down position this is a useful side table.



In the upright position it is used as a lap or serving table.



M9005-ST
Nesting Occasional/Chaise Table
Solid Surface Aluminum Top
24"W 16"D 23.5"H
11 lbs.

STARBURST STAMPED ALUMINUM TABLES

Tables not designated as (Fully Welded) require some assembly. Table height dimensions are from top surface to floor. Stamped Aluminum tops are created from 3/16" solid aluminum. The geometric pattern of circles give these tables design simplicity and sophistication. Available in all frame finishes. (page 168)



M1018-AST 18" Round Side Table with Stamped Top (Fully Welded)
19"W 19"D 18.5"H
9 lbs.



M518ASQS 18" Side Table with Stamped Top (Fully Welded)
19"W 19"D 18.5"H
10 lbs.



M8324-AST 24" Round Side Table with Stamped Top (Fully Welded)
25"W 25"D 18"H
16 lbs.



M8130-AST 30" Round Dining Table with Stamped Top (Fully Welded)
31"W 31"D 28.5"H
23 lbs.



M8142-AST 42" KD Dining/Umbrella Table with Stamped Top (with hole)
42.5"W 42.5"D 28.5"H
37 lbs.



M1048-AST 48" Dining/Umbrella Table with Stamped Top (with hole) (Fully Welded)
49"W 49"D 27.5"H
43 lbs.



M8136ASTUQ 36" Square Dining Table with Stamped Top (with hole) (Fully Welded)
37"W 37"D 29"H
37 lbs.

M8148-AST 48" KD Dining/Umbrella Table with Stamped Top (with hole)
49"W 49"D 28.5"H
43 lbs.

M1042-AST 42" Dining/Umbrella Table with Stamped Top (Fully Welded)
42"W 42"D 27.5"H
37 lbs.



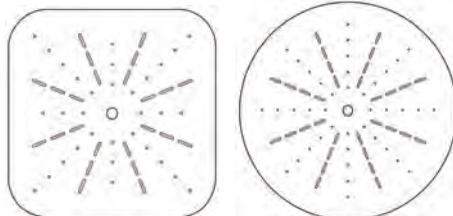
M8136AHSTUQ 36" Square Bar Table with Stamped Top (with hole) (Fully Welded)
37"W 37"D 39.5"H
38 lbs.



M8142-AHST 42" KD Round Bar Table with Stamped Top with Umbrella Hole
42.5"W 42.5"D 39.5"H
38 lbs.



M1048STWCA 49" Square Stamp Top Dining Table (with hole) (Fully Welded)
49"W 49"D 33.5"H
51 lbs.
ADA Compliant



Tops have perforated hole patterns

TABLE COLLECTIONS - ACRYLIC

Tables not designated as (Fully Welded) require some assembly. Available in standard finishes. (page 168)
Acrylic Tops are 1/4" thick and have 10 times the impact strength of glass. Table height dimensions are from top surface to floor.



M518SQA 18" Square Acrylic Top Table (Fully Welded)
19"W 19"D 18.5"H
7 lbs.



M536SQA 36" Square Acrylic Top Table (with hole) (Fully Welded)
37"W 37"D 28.5"H
26 lbs.



M1538 36" Bar Height Table with Acrylic Top (with hole) (Fully Welded)
36"W 36"D 42"H
28 lbs.



M1048-6WCA 49" Square Acrylic Top Dining Table (with hole) (Fully Welded)
49"W 49"D 33.5"H
42 lbs.
ADA Compliant



M1018 18" Side Table Acrylic Top
19"W 19"D 18.5"H (Fully Welded)
7 lbs.



M1042BL 42" Round Cocktail Acrylic Top (with hole) (Fully Welded)
42.5"W 42.5"D 15"H
22 lbs.



M8130A 30" Round Dining Acrylic Top (Fully Welded)
30"W 30"D 28.5"H
18 lbs.



M8136AUC 36" Square Dining Acrylic Top (with hole) (Fully Welded)
37"W 37"D 28.5"H
26 lbs.

M1042-6 42" Dining Table Acrylic Top (with hole) (Fully Welded)
42.5"W 42.5"D 28.5"H
23 lbs.

M1048-6 48" Dining Table with Acrylic Top (with hole) (Fully Welded) (not shown)
49"W 49"D 28.5"H
28 lbs.



M8136HAUQ 36" Square Bar Acrylic Top Table (with hole) (Fully Welded)
37"W 37"D 39.5"H
28 lbs.



M8142HAU 42" KD Round Bar Acrylic Top Table (with hole)
42.5"W 42.5"D 39.5"H
26 lbs.



M8148AU 48" KD Round Dining Acrylic Top Table (with hole)
49"W 48"D 28.5"H
30 lbs.

M8142AU 42" KD Round Dining Acrylic Top Table (with hole)
42.5"W 42.5"D 28.5"H
25 lbs.

TROPIC CRAFT™
CASUALS

TABLE COLLECTIONS - FIBERGLASS SLATE AND COBBLESTONE

Fiberglass tops are constructed from a fiberglass, resin material molded over a full-board reinforced for extra strength and durability. Table height dimensions are from top surface to floor. All tables are fully welded.



M1118-C 18" Side Table with Cobblestone top
18"W 18"D 18.5"H
7 lbs.

M1142-C 42" Dining Table with Cobblestone top (with hole) (shown)
42"W 42"D 27.5"H
30 lbs.



M1144-C 42" Dining Table with Cobblestone top (with hole)
42"W 42"D 28"H
37 lbs.

MC1136-C 36" Dining Table with Cobblestone top (with hole)
36"W 36"D 28"H
35 lbs.

MC1148-C 48" Dining Table with Cobblestone top (with hole)
48"W 48"D 28"H
42 lbs.



M1118 18" Side Table with Slate fiberglass top
18"W 18"D 18.5"H
7 lbs.

M1142-6 42" Dining Table with Slate fiberglass top (with hole)
42"W 42"D 28"H
33 lbs.



M1144 42" Dining Table with Slate fiberglass top (with hole)
42"W 42"D 28"H
41 lbs.

MC1136 36" Dining Table with Slate fiberglass top (with hole)
36"W 36"D 27.5"H
35 lbs.

MC1148 48" Dining Table with Slate fiberglass top (with hole)
48"W 48"D 27.5"H 47 lbs.



M1536 36" Bar Height Table with Slate fiberglass top (with hole)
36"W 36"D 40.5"H
34 lbs.

M1536-C 36" Bar Height Table with Cobblestone top (with hole)
36"W 36"D 40.5"H
35 lbs.

Cobblestone Top



Cobblestone Top: Only available in finish shown above.

Slate Top Colors



Beige



Ivory



White

Contact your sales representative for additional product information. Your sales representative can assist you in the selection of the proper table to enhance the furniture style you are considering.

MEZA FULLY WELDED ALUMINUM TABLES

Table height dimensions are from top surface to floor. Dining, balcony and bar tables designed for surface mount (if desired).
9600 and 9700 series tables are available in all frame finishes. (page 168)



M9624-ST 24" Round Side Table
23.75"W 23.75"D 21.25"H
16 lbs.



M9624SQ-ST 24" Square Occasional Table (Fully Welded)
23"W 23"D 21.75"H
16 lbs.



M9607-ST 36" Square Cocktail Table (No hole)
36"W 36"D 18.25"H
34 lbs.



M9630-HST 30/40" Rectangular Bar Height Table (with hole)
40"W 29"D 39.5"H
39 lbs.



M9636-ST 36" Square Dining Umbrella Table (with hole)
36"W 35.25"D 29.25"H
40 lbs.



M9636-BST 36" Square Balcony Height Table (with hole)
36"W 36"D 34.5"H
41.5 lbs.



M9636-HST 36" Square Bar Height Table (with hole)
36"W 36"D 39.5"H
43.5 lbs.



M9642-ST 42" Square Dining Umbrella Table (with hole)
42"W 41.25"D 29.25"H
49 lbs.



M9642-BST 42" Square Balcony Height Table (with hole)
42"W 42"D 34.5"H
50.5 lbs.



M9642-HST 42" Square Bar Height Table (with hole)
42"W 42"D 39.5"H
52.5 lbs.



M9648-ST 48" Square Dining Umbrella Table (with hole)
48"W 47.25"D 29.25"H
62 lbs.



M9654-ST 54" Round Dining Table
54"W 54"D 29.5"H
62 lbs.



M9636-WCA 36" Square Dining Table (with hole)
36"W 36"D 30.75"H
39 lbs.
ADA Compliant



M9642-WCA 42" Square Dining Table (with hole)
42"W 42"D 30.75"H
47.5 lbs.
ADA Compliant



M9649-WCA 48" Square Dining Table (with hole)
48"W 48"D 30.5"H
63 lbs.
ADA Compliant



M9648WCA 48" Round Dining Table (with hole)
48"W 48"D 30.5"H
60.5 lbs.
ADA Compliant

FULLY WELDED ALUMINUM SLAT TOP TABLES



M9734-ST 34" Square Dining Umbrella Table (with hole)
34"W 34"D 29"H
31 lbs.



M9763-ST 63" x 34" Rectangular Dining Umbrella Table (with hole)
63"W 34"D 29"H
50 lbs.



M9742-ST 42/43" Square Dining Umbrella Table (with hole)
43.5"W 42.5"D 29"H
47 lbs.



M9020 Serving Cart with Extruded Shelves
28"W 53.5"D 36"H
64 lbs.



M9715-ST 15" Square End Table
15.5"W 15.5"D 18"H
10 lbs.

PORTICO - RESTAURANT COLLECTION



M27CFA-ST
27" Square Dining Table
27"W 27"D 29.5"H
36.5 lbs.



M36CFA-ST
36" Square Dining Table with umbrella hole
36"W 36"D 29.5"H
49.5 lbs.



M48CFA-ST
48" Square Dining Table with umbrella hole
48"W 48"D 30.75"H
79.5 lbs.



M24CFA-RECP
24" Sq Waste Receptacle with Fiberglass Liner w/4 wheel base
24"W 24"D 45.25"H
107 lbs.



Portico's table tops are made from 1/4" stamped aluminum. The top slats have no underneath obstruction that would create a 'crumb catcher'.

- All Items in the Portico collection are fully welded
- Portico Tables are Surface Mountable
- Portico Table Tops are made from 1/4" stamped aluminum
- 36" sq. and 48" sq. tops have 1 3/4" dia. umbrella hole
- Waste Receptacle sides and top are made from 1/8" stamped aluminum
- Waste Receptacle includes a 35 Gallon fiberglass liner
- Liner rests on a 4-wheeled frame to allow easy accessibility for removal
- Waste receptacle has adjustable feet

ULTRASITE DOG PARK SITE FURNISHINGS

! IMPORTANT ORDERING INFORMATION **Must specify Blue or Green**



TBARK-954-S6
Pooch Perch Bench, Slat Pattern
74"W 25"D 35"H
190 lbs.

TBARK-954-P6 - Perforated Pattern
TBARK-954-W6 - Wave Pattern
Features Paw Print and Bone Detail.

Thermoplastic seat and Powder Coated Frame

Available in Slat (shown), Perforated or Wave seat pattern.



PBARK-940P-P6
Sit & Stay Bench, Portable
72"W 22.25"D 35"H
109 lbs.

Features Paw Print and Bone Detail with perforated seat

Thermoplastic seat and back and Powder Coated Frame

Available inground (S), portable (P) and surface mount (SM).



TBARK-PR-32
Tidy Up Trash Receptacle
Thermoplastic Finish
23.5"W 23.5"D 30"H
77 lbs.

Shown with **FTR-32-08** Flat Top Thermoplastic Lid and **PL-32** Liner
(Lid & Liner Sold Separately) page 137



PBARK-472
Waste Station
Bag Dispenser Add-On
6.75"W 4.75"D 11.75"H
5 lbs.

Receptacle Sold Separately

01-08-0074
Dog Park Refill Kit
200 Bag Refill Kit, Bags only



PBARK-474
Pick Up Station with
Leash Holder
6.75"W 7.75"D 48"H
12 lbs.

PBARK-473
Pick Up Station
6.75"W 4.75"D 48"H
10 lbs.
In-ground only



PBARK-475
Recycled Pick Up Station
with Leash Holder
6.75"W 11.75"D 60"H
34 lbs.

In-ground only.



Leash Holder

Includes **PL-20** Liner and Powder Coated Rain Bonnet lid
As shown



PBARK-433
Recycled Plastic Pet Waste
Station w/20 Gal. Receptacle
25.75"W 28.5"D 60.5"H
125 lbs.

PBARK-434
Recycled Plastic Pet Waste Station
w/20 Gal. Receptacle
& Leash Holder
25.75"W 36"D 60.5"H
125 lbs.



PBARK-940S-P6

ULTRASITE DOG PARK SITE FURNISHINGS

! IMPORTANT ORDERING INFORMATION **Must specify Blue or Green**



Includes PL-20 Liner and Powder Coated Rain Bonnet lid As shown

***PBARK-436**
Premium Recycled Plastic Pet Waste Station w/20 Gal. Receptacle & Leash Holder
25.75"W 36"D 60.5"H
130 lbs.

***PBARK-435**
Premium Recycled Plastic Pet Waste Station w/20 Gal. Receptacle
25.75"W 28.5"D 60.5"H
130 lbs.



***PBARK-484**
Waste Station with Hand Sanitizer and Receptacle
12.75"W 9.25"D 67"H
25 lbs.



***PBARK-488**
Waste Station - with Bags - No Receptacle
6.75"W 5.75"D 67"H
35 lbs.



***PBARK-490**
Waste Station with Bags and Receptacle
12.75"W 9.25"D 67"H
45 lbs.

***Choose Waste Station signage for PBARK-435, PBARK-436, PBARK-484, PBARK-488, PBARK-490**



01-08-0175
Poop Happens



01-08-0176
Pet Waste Station



01-08-0177
Pet Waste Station



01-08-0178
Leave Nothing




01-08-0179
Pup Stop

SITE FURNISHINGS

Modular Bench Series



Designed by John Caldwell



M31040 Slat Bench - Straight Armless
71.5"W 27"D 33.5"H 17.5"SH
110 lbs.



M31042 Slat Bench - Straight Two Arms
71.5"W 27"D 33.5"H 17.5"SH 23"AH
115 lbs.



M31045L Slat Bench - Straight Left Arm
71.5"W 27"D 33.5"H 17.5"SH 23"AH
112.5 lbs.



M31045R Slat Bench - Straight Right Arm
71.5"W 27"D 33.5"H 17.5"SH 23"AH
112.5 lbs.



M31060 Slat Bench - Inside
Circular Armless
73.5"W 32.5"D 33.5"H 17.5"SH
94.5 lbs.



M31062 Slat Bench - Inside Circular
Two Arms
73.5"W 32.5"D 33.5"H 17.5"SH 23"AH
99.5 lbs.



M31065L Slat Bench - Inside Circular
Left Arm
73.5"W 32.5"D 33.5"H 17.5"SH 23"AH
97 lbs.



M31065R Slat Bench - Inside Circular
Right Arm
73.5"W 32.5"D 33.5"H 17.5"SH 23"AH
97 lbs.



M31070 Slat Bench - Outside Circular
Armless
73.5"W 33"D 33.5"H 17.5"SH
98.5 lbs.

- Traditional design
- Can be connected with or without connecting tables
- Benches and tables can connect with screw plates
- Benches are surface mountable
- Seat slats and table tops are solid aluminum
- Frame is square aluminum extrusion
- Available in all frame finishes
- Available in all finishes on page 169



M31072 Slat Bench - Outside Circular
Two Arms
73.5"W 33"D 33.5"H 17.5"SH 23"AH
103.5 lbs.



M31075L Slat Bench - Outside Circular
Left Arm
73.5"W 33"D 33.5"H 17.5"SH 23"AH
101 lbs.



M31075R Slat Bench - Outside Circular
Right Arm
73.5"W 33"D 33.5"H 17.5"SH 23"AH
101 lbs.



M31073 30 Degree Connecting Table
16"W 20"D 5"H
7 lbs.



M31076 60 Degree Connecting Table
28"W 20"D 5"H
12.5 lbs.



M31077 Regular Connecting Table
27.5"W 18.5"D 5"H
13 lbs.



M31078 End Table
25.25W 18.5"D 15"H
15 lbs.



M31079 90 Degree Connecting Table
38.5"W 20"D 5"H
16.5 lbs.

Connecting a table to a bench is a matter of aligning the tabs on the table with the holes underneath the bench frame and inserting bolts (fig. 1). Connecting benches together you will utilize an aluminum plate. Align the holes of the plate with the holes on the underside of each bench and insert bolts (fig. 2). Attaching benches together with the plates isn't necessary if the benches will be surface mounted.

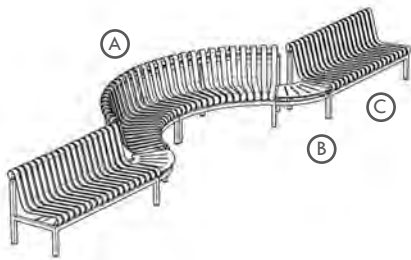


fig. 1

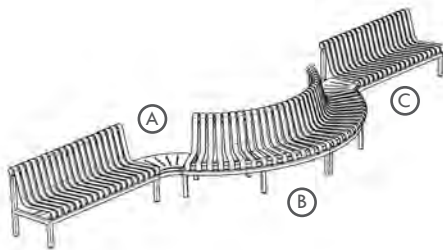
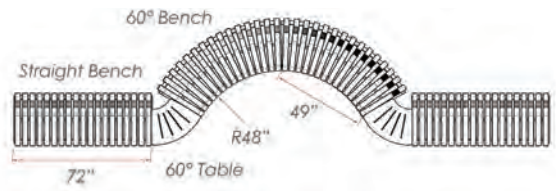


fig. 2

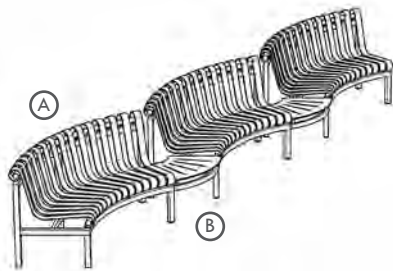
Below are some possible configurations incorporating the connecting tables.
 The use of benches with or without arms will not affect the configurations.



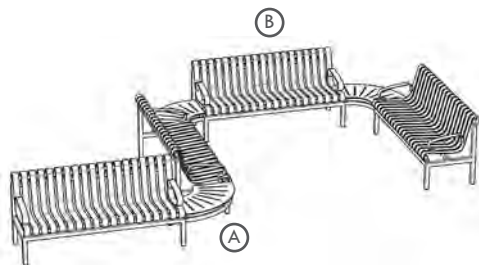
COVE A. M31060 (2) B. M31076 C. M31040



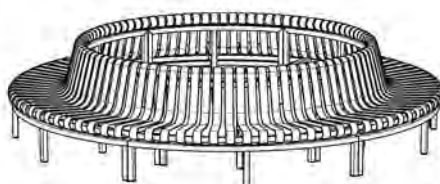
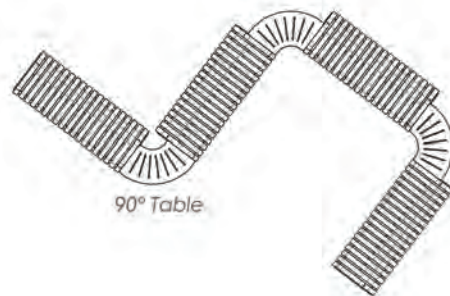
DUPONT A. M31076 B. M31070 (2) C. M31040 (2)



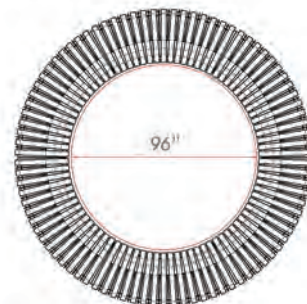
SCALLOP A. M31060 B. M31076

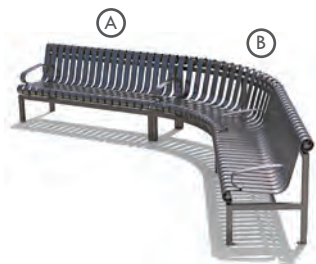


SERPENTINE A. M31079 B. M31042

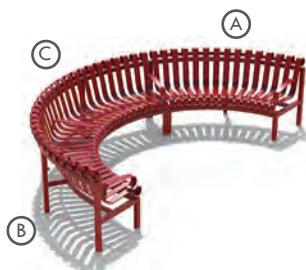


CIRCLE M31070 (6)





A. (2) M31042 B. M31060



A. M31065L B. M31065R C. M31062



A. M31075R B. M31072




A. M31045L B. M31065R




M31060




M31070




A. (4) M31070 B. (4) M31073



A. (3) M31070 B. (3) M31076




(6) M31075L



A. (2) M31079 B. (3) M31070



A. (4) M31042 B. (3) M31079



A. (2) M31070 B. (2) M31060

This modern style picnic table is 100% aluminum and is available in all finishes. The seats and top can be ordered in a different color than the base frame but the top and seats must be the same color if different from the base. The base is FULLY WELDED. Seats and top attach to the base with stainless steel hardware. This picnic table is ADA compliant as the ends of the picnic top will accommodate wheelchairs.



M31016 Picnic Table without Umbrella Hole
96"W 68"D 30.5"H 18"SH
165 lbs.

M31015 Picnic Table with Umbrella Hole
96"W 68"D 30.5"H 18"SH
165 lbs.



Site furnishings vinyl color selections are located on page 169. Frame finishes are located on page 168.



M732-6 6' Bench with Back and Arms
76"W 28.5"D 35"H 17"SH 25"AH
72 lbs.
Surface mount only
Must be secured to surface



M730-6 6' Bench with Back
No Arms
72"W 28.5"D 35"H 17"SH
63.5 lbs.
Surface mount only
Must be secured to surface



M733-6 6' Bench Backless - No Arms
72"W 17"D 17.5"H 17.5"SH
36 lbs.
Surface mount only
Must be secured to surface



M1600RCW 32 Gallon Crossweave
Deco Bin with Lid and Liner
23.75"W 23.75"D 33"H
23 lbs.



M770 Rectangular Waste
Receptacle
36.5"W 19"D 36"H
78 lbs.
Includes dual 22 gallon liners
Fiberglass top only available in
bronze. Can be surface mounted.

Labeling for M770L is NOT available
with the Textured Pewter (TPW finish)



M770L Rectangular Waste
Receptacle with Labeling
Color of labels for body of
receptacle determined at factory
discretion in either light or dark
color. Tops only available in
bronze with white artwork.



M770-POST
Optional In-Ground
Mount Post
Attaches to bottom
of receptacle.
Hardware included



M1600RS Waste Receptacle
with Sling Sides with Lid and Liner
24.5"W 24.5"D 33.75"H
17 lbs.



M1600R 32 Gallon Deco Bin
with Lid and Liner
25"W 25"D 33"H
19 lbs.



M1600R 32 Gallon Deco Bin
with Lid and Liner with Optional
Fiberglass Top MT1600R sold
separately
27 lbs.



MT1600R Fiberglass Top, sold
separately
For use with any M1600 series
waste receptacle
25.5"W 25.5"D 3"H
8 lbs.
Finish color selections (page 169)



M1600RTB Towel Bin
with Sling Sides
24.5"W 24.5"D 33.75"H
14 lbs.



M1600RST Waste Receptacle
with Stamped Aluminum Sides
with Lid and Liner
24.75"W 24.75"D 32.5"H
59 lbs.



M77040 Nexus Woven Waste
Receptacle
26"W 26"D 40.5"H 20 lbs.
Also available in Sapphire and
Driftwood weave. (page 11 and
32), 32 gallon liner included



M8040A 32 Gallon Waste
Receptacle with Lid and Liner
25"W 25"D 45.875"H
72 lbs.

Easy Access
Waste Can/Liner
M8040A shown
with door open



M31090 30 Gal. Waste Receptacle with Powder Coated Liner and Spun Aluminum Drop-Thru Lid. 30"W 30"D 34"H 69.5 lbs. (79 lbs. with liner and spun aluminum drop-thru lid) Can be Surface Mounted.



M31090-LID Detachable Waste Receptacle Lid Fits model M31090 only 29.5"W 29.5"D 11"H 16.5 lbs.



M760 30 Gal. Waste Receptacle with Powder Coated Liner and Spun Aluminum Drop-Thru Lid 38 lbs. (46.5 lbs. with liner and spun aluminum drop-thru lid) Can be surfaced mounted



M760-LID Detachable Waste Receptacle Lid Fits model M760 only 29" dia. 13"H 16 lbs.



M24CFA-REC 24" Sq Portico Waste Receptacle with Fiberglass Liner w/4 wheel base 24"W 24"D 45.25"H 107 lbs.



M169-5 Hoop Bike Rack 71.5"W 28"D 33.5"H 35.5 lbs.



M167-5 6.75' Bike Rack 81"W 36"D 29"H 67.5 lbs.




5000SM 5000 Solstice Bike Rack, Surface mount, Powder Coated frames
5000S 5000 Solstice Bike Rack, In-Ground Mount, Powder Coated frames
Finish colors, page 138

Smoker's Butler Finish Selections



Tan



Gray

SBCR Smoker's Butler 9" dia. 25"H



M5535SMBU Smoker's Bin (Aluminum) Surface Mount 35.5"H 11.75" Base dia. 4.75" Receptacle dia. 15 lbs.



M578-1 Charcoal Grill with Shelf 27"W 16"D 49"H 80 lbs.



ECG1929 Covered Charcoal Grill with Shelf Cook Surface - 320" sq. inches 3.5" Dia. Inground pedestal 29.25"W 19.5"D 40"H 145 lbs.

Bicycle racks and waste receptacles and lids are available in any finish color on page 168.

ULTRASITE ULTRACOAT SITE FURNISHINGS



950SM-FB6 - 6' Capri Bench
Fiesta Pattern, Surface Mount (SM)
74"W 26.5"D 34"H
106 lbs.
Thermoplastic Finish,
Powder Coated Steel Frame
950SM-P6 - Perforated Pattern
950SM-S6 - Slat Pattern
950SM-V6 - Diamond Pattern
950SM-W6 - Wave Pattern

Also available in 4' and 8' sizes
Portable (P) and Inground (S) Options



954-V6 - 6' Lexington Bench
with Back, Diamond Pattern,
Portable and/or Surface Mount
75"W 27"D 35.5"H
214 lbs.
Thermoplastic Finish,
Cast Aluminum Frame
954-FB6 - Fiesta Pattern
954-P6 - Perforated Pattern
954-S6 - Slat Pattern
954-W6 - Wave Pattern

Also available in 4' and 8' sizes



955SM-W6 - 6' Sierra Bench
Wave Pattern, Surface Mount (SM)
75.25"W 34"D 35.5"H
110 lbs.
Thermoplastic Finish,
Powder Coated Steel Frame
955SM-FB6 - Fiesta Pattern
955SM-P6 - Perforated Pattern
955SM-S6 - Slat Pattern
955SM-V6 - Diamond Pattern

Also available in 2', 4' and 8' sizes
Portable (P) and
Inground (S) Options



940P-P6 - 6' Extra Heavy Duty
Bench with Back, Perforated
Pattern, Portable (P)
72"W 22.3125"D 35.125"H
940SM-V6 - Diamond Pattern
109 lbs.
Thermoplastic Finish,
Powder Coated Steel Frame

Also available in 8' size
In-Ground (S), Surface Mount
(SM) Options



974-HS6 - 6' Wilmington Bench,
Horizontal slats, Portable
and/or Surface Mount,
Powder Coat finish,
76.25"W 29"D 32.3125"H
974-S6 - Vertical Slat Pattern
145 lbs.

Also available in 4' and 8' sizes



976SM-V4 - 4' Contour Bench
w/out Back, Diamond Pattern,
Surface Mount (SM)
56.5"W 30"D 24.75"H
121 lbs.
Thermoplastic Finish,
Powder Coated Steel Frame
976SM-FB4 - Fiesta Pattern
976SM-P4 - Perforated Pattern
976SM-S4 - Slat Pattern
976SM-W4 - Wave Pattern

Also available in 6' and 8' sizes
Portable (P) Option



338SM-V - 46" Single Pedestal
Square Table, with hole
Diamond Pattern
Surface Mount (SM)
76.5"W 76.5"D 30.25"H
272 lbs.
Thermoplastic Finish,
Powder Coated Steel Frame
338SM-P - Perforated Pattern
Inground (S) Option



238H-V8 - 8' Double Sided
Extra Heavy Duty ADA Table, no hole
Diamond Pattern
Portable and/or Surface Mount
96"W 68.5"D 30.25"H

195 lbs.
Thermoplastic Finish,
Powder Coated Steel Frame
238H-P8 - Perforated Pattern, ADA
238-P6 - 6' Double Sided
Extra Heavy Duty Table
Perforated Pattern
72"W 68.5"D 30.25"H
239 lbs.
238-V6 - Diamond Pattern



239SM-V8 - 8' Extra Heavy Duty
Rectangular Span Leg Table,
No hole, Diamond Pattern
Surface Mount (SM)
96"W 69"D 30.25"H
235 lbs.
Thermoplastic Finish,
Powder Coated Steel Frame
239SM-P8 - Perforated Pattern
Inground (S) Option



369SM-RDV - 46" Round Span Leg Table,
with hole, Diamond Pattern,
Surface Mount (SM)
76.5"W 76.5"D 30.25"H
272 lbs.
Thermoplastic Finish,
Powder Coated Steel Frame
369SM-RDP - Perforated
Pattern
Inground (S) Option

ULTRASITE ULTRACOAT SITE FURNISHINGS



358H-V 3-Seat, 46" Square, ADA Table, with hole, Diamond Pattern
Portable and/or Surface Mount
77.75"W 71.5"D 30.25"H
172 lbs.
Thermoplastic Finish,
Powder Coated Steel Frame
358H-P - Perforated Pattern



358-OV 46" Octagon Table with hole, Diamond Pattern
Portable and/or Surface Mount
77.75"W 77.75"D 30.25"H
189 lbs.
Thermoplastic Finish,
Powder Coated Steel Frame
358-OP - Perforated Pattern



358H-RDV 3-Seat, 46" ADA Round Table, with hole Diamond Pattern
77.75"W 77.75"D 30.25"H
168 lbs.
Thermoplastic Finish,
Powder Coated Steel Frame
358H-RDP - Perforated Pattern
Surface Mount (SM) recommended



358-RDV 46" Round Table Diamond Pattern, with hole
Portable and/or Surface Mount
77.75"W 77.75"D 30.25"H
186 lbs.
Thermoplastic Finish,
Powder Coated Steel Frame
358-RDP - Perforated Pattern

ULTRASITE ULTRACOAT RECEPTACLES



AG-36FT
Augusta 36 Gallon Receptacle w/Flat Top Lid & Plastic Liner
Inground or Surface Mount
Powder Coated Finish
26.5"W 26.5"D 29.25"H
185 lbs.
AG-36AU
Ash Urn Lid & Plastic Liner
AG-36RB Rain Bonnet Lid and Plastic Liner



EX-12 Ash Urn Only Diamond Pattern
Inground or Surface Mount
12.5"W 12.5"D 24"H
38 lbs.
Thermoplastic Finish
PR-12 - Perforated Pattern



PR-12AT - Ash & Trash Receptacle Combo with Liner, Perforated Pattern
Inground or Surface Mount
12.5"W 12.5"D 24.5"H
38 lbs.
Thermoplastic finish
EX-12AT - Diamond Pattern



EX-32 32 Gallon Trash Receptacle Only Diamond Pattern
23.5"W 23.5"D 30"H
70 lbs.
Thermoplastic Finish
FB-32 - Fiesta Pattern
PR-32 - Perforated Pattern
S-32 - Slat Pattern
W-32 - Wave Pattern
(Lid And Liner Sold Separately)



TEXT-45
45 Gallon Receptacle
24"W 24"D 33"H
70 lbs.
Thermoplastic Finish
(RT-32 Lid and **PL-32** Liner Sold Separately)



TFTR-32-08
Flat Top Lid with 8" opening,
24"W 24"D 2"H
7 lbs.
Fits 32 gal. receptacle
TFTR-32-14
Flat Top Lid with 14" opening,



TAUR-32-08
Flat Top Lid with 8" opening and Ash Urn
24"W 24"D 13"H
13 lbs.
Fits 32 gal. receptacle
TAUR-32-14
Flat Top Lid with 14" opening and Ash Urn Lid



TRBR-32-08
Flat Top Lid with 8" opening and Rain Bonnet
24"W 24"D 13"H
13 lbs.
Fits 32 gal. receptacle
TRBR-32-14
Flat Top Lid with 14" opening and Rain Bonnet



RT-32
32 Gallon Dome Round Top
24.875"W 24.875"D 11.75"H
10 lbs.

Available in Black, Blue, Gray, Red
Only available on thermoplastic receptacles

RECEPTACLE MOUNTING KITS

Most trash receptacles are portable and can be converted to either inground (IG) or surface mount (SM) receptacles. Sold separately. Powder coated black finish.



IG KIT
Inground Mount Kit for Receptacles
Powder coated black finish



SM KIT
Surface Mount Kit for Receptacles
Powder coated black finish

Note: Mounting kits are not available for TEXT-45.




PL-32
Heavy Duty Plastic Receptacle Liner
22"W 22"D 28"H 8 lbs.
32 Gallon Capacity
Sold Separately

ULTRASITE ULTRACOAT SITE FURNISHINGS


Pattern Options



DIAMOND (V)



FIESTA (FB)



PERFORATED (P)



SLAT (S)



WAVE (W)

! IMPORTANT ORDERING INFORMATION **★** Thermoplastic coated lids required for thermoplastic receptacles
 Powder coated lids required for recycled plastic receptacles

ULTRACOAT THERMOPLASTIC COLORS



Red

Burgandy

Blue

Ultra Blue



Green

Brown

Beige

Black

- Superior Adhesion
- Resistance to Cutting and Vandalism
- No Runs or Drips
- Smooth Finish Prevents Mold and Mildew
- Easily Repaired
- UV Protection
- Environmentally Friendly

POWDER COAT FINISH OPTIONS



Yellow

Red


Burgandy

Purple

Blue

Ultra Blue

Green



Brown

Beige

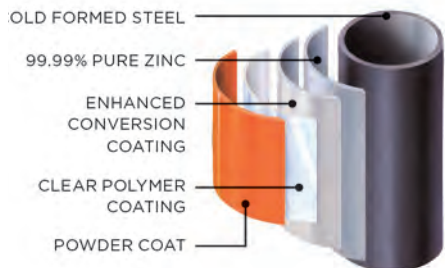
Gray

Black

Matt Black


White

STANDARD POWDER COAT



- Uniform Coating
- Durability
- High-quality
- Attractive finish

RECYCLED PLANK COLORS



ULTRASITE NATURAL COLLECTION

Recycled planks, 100% recycled plastic with color, rounded edges



20-CDR6
6' Bench with Back,
Recycled Plastic, 2"X4" Planks,
72"W 25"D 33.5"H
160 lbs.
20-GRN6
20-GRY6
Portable only



21-CDR6
6' Bench with Back,
Recycled Plastic, 2"X6" Planks
72"W 24.5"D 32.5"H
185 lbs.
21-GRN6
21-GRY6
Portable only



61S-CDR6
Richmond Series 6' Bench
with Back, Recycled Plastic
Powder Coated Frame
72"W 21.75"D 32.75"H
185 lbs.
61S-BRN6
61S-GRN6
61S-GRY6
Inground (S) or
Surface Mount (SM) Option



982SM-GRN36
6' Single Sided Bench,
Recycled Plastic,
8-Slat, 3"X4" Planks, Powder
Coated Frame
Surface Mount (SM)
72"W 23.25"D 35"H
235 lbs.
982SM-BRN36
982SM-CDR36
982SM-GRY36
Inground Mount (S) Option



964-BRN6
6' Charleston Bench with Back,
Recycled Plastic, thermoplastic
finish on frame
76"W 26.75"D 35.75"H
300 lbs.
964-CDR6
964-GRN6
964-GRY6
Portable (P) and/or Surface
Mount (SM) Options



24-CDR6
6' Table, Recycled Plastic,
no hole
72"W 59.5"D 30"H
410 lbs.
24-GRN6
24-GRY6
Portable (P) and/or
Surface Mount (SM) Options
Frame Black



238-GRN8
8' Extra Heavy Duty Table,
no hole, Recycled Plastic,
Galvanized Frame
96"W 61.685"D 30"H
400 lbs.
238-BRN8
238-CDR8
238-GRY8
Portable (P) and/or Surface
Mount (SM) Options



158-GRY6
6' Heavy Duty Table,
no hole, Recycled Plastic,
Powder Coated Frame
72"W 57"D 30"H
253 lbs.
158-BRN6
158-CDR6
158-GRN6
Portable (P) and/or Surface
Mount (SM) Options



26-HEX-GRN
6' Hexagon Table,
with hole, Recycled Plastic
72"W 72"D 29.5"H
250 lbs.
26-HEX-CDR
Portable (P) and/or
Surface Mount (SM),



358-CDR48
48" Square Table, Powder
Coated Frame, with hole,
Recycled Plastic
74.5"W 74.5"D 30"H
227 lbs.
358-BRN48
358-GRN48
358-GRY48
Portable (P) and/or Surface
Mount (SM) Options

ULTRASITE

IMPORTANT ORDERING INFORMATION Powder coated lids are required for recycled plastic receptacles



PFT-32-TRSQ
Flat Top Square Lid;
Powder Coat Finish
23"W 23"D 2"H
20 lbs.
Fits 32 gal. TRSQ-32



PAU-32-TRSQ
Square Lid with Ash Urn
Powder Coat Finish
23"W 23"D 13.128"H
25 lbs.
Fits 32 gal. TRSQ-32



PRB-32-TRSQ
Square Lid with Rain Bonnet
Powder Coat Finish
23"W 23"D 13.0625"H
24 lbs.
Fits 32 gal. TRSQ-32

Decals for TRSQ-32 and TR-32 Receptacles



01-05-0130 Lettering - 'RECYCLE' decal
01-05-0135 Lettering - 'TRASH' decal"
01-05-0136 Lettering - 'CANS' decal
01-05-0137 Lettering - 'PLASTICS' decal



TRASH RECEPTACLES



TRSQ-32-GRY
32 Gallon Sq. Receptacle,
Recycled Plastic, 2"x4" Planks,
26.75"W 26.75"D 34"H
135 lbs.
TRSQ-32-BRN
TRSQ-32-CDR
TRSQ-32-GRN

Liner (page137) and Powder Coat Lid Sold Separately
Portable w/mounting kit sold Separately.
Available in all plank colors



TR-32-BRN
32 Gallon Round Receptacle,
Recycled Plastic, 2"x4" Planks,
27.25"W 27.25"D 34"H
110 lbs.
TR-32-CDR
TR-32-GRN
TR-32-GRY

Liner (page137) and Powder Coat Lid Sold Separately
Portable w/mounting kit sold Separately.
Available in all plank colors.



PFTR-32-08
Flat Top Lid with 8" opening,
24"W 24"D 2"H 7 lbs.
Fits 32 gal. receptacle

PFTR-32-14
Flat Top Lid with 14" opening,



PAUR-32-08
Flat Top Lid with 8" opening and Ash Urn
24"W 24"D 13"H 13 lbs.
Fits 32 gal. receptacle
PAUR-32-14
Flat Top Lid with 14" opening and Ash Urn Lid



PRBR-32-08
Flat Top Lid with 8" opening and Rain Bonnet
24"W 24"D 13"H
13 lbs.
Fits 32 gal. receptacle

PRBR-32-14
Flat Top Lid with 14" opening and Rain Bonnet

RECYCLING RECEPTACLES



TRSQ-20-GRY
Single Recycling 20 Gal. Receptacle,
Recycled Plastic,
23"W 23"D 28"H
135 lbs.
TRSQ-20-BRN
TRSQ-20-CDR
TRSQ-20-GRN

PL-20 Liner and Lids listed below
Sold Separately
Portable with mounting kit sold separately
Available in all plank colors



TRSQ-40-CDR
Double Recycling Receptacle, 20 Gal.
each, Recycled Plastic,
44.75"W 23"D 28"H
235 lbs.
TRSQ-40-BRN
TRSQ-40-GRN
TRSQ-40-GRY

PL-20 Liner and Lids listed below
Sold Separately
Portable with mounting kit sold separately
Available in all plank colors



TRSQ-60-GRN
Triple Recycling Receptacle,
20 Gal. each, Recycled Plastic,
66.5"W 23"D 28"H
335 lbs.
TRSQ-60-BRN
TRSQ-60-CDR
TRSQ-60-GRY

PL-20 Liner and Lids listed below
Sold Separately
Portable w/mounting kit sold separately
Available in all plank colors

Lids for TRSQ-20, TRSQ-40 and TR-60 Receptacles Sold Separately

01-05-0123 'PLASTICS' Lid
23 3/4" square HDPE lid,
Lettering - 'PLASTICS', 10" round opening

01-05-0124 'CANS' Lid
23 3/4" square HDPE lid,
Lettering - 'CANS', 4" round opening

01-05-0125 'TRASH' decal
23 3/4" square HDPE lid,
Lettering - 'TRASH', 10" square opening

01-05-0126 'GLASS' Lid
23 3/4" square HDPE lid,
Lettering - 'GLASS', 4" round opening

01-05-0127 'PAPER' Lid
23 3/4" square HDPE lid,
Lettering - 'PAPER',
10" x 1.5" slot opening

FIBERGLASS PLANTERS AND CONTAINERS

Texacraft all weather planters and containers combine natural and synthetic materials to create lightweight, sculptural forms that can be used both OUTDOORS and INDOORS. Carefully made by hand, each piece is constructed from a fiberglass shell with a natural metal finish applied over the top. They are then hand polished to achieve a rich, dimensional surface that will either patina over time or take on a matte finish, depending on the salt content in the air. Most of these commercial grade containers are steel reinforced and are two to three times stronger compared to other manufacturers. The finishes are formulated with high UV and scratch resistant properties creating a very durable exterior fiberglass product.

MAVERICK



032/19 Maverick Planter
19" Dia. 12.25" Base 16.5"H
12 lbs.



032/23 Maverick Planter
23" Dia. 15" Base 20"H
18 lbs.



032/36 Maverick Planter
36" Dia. 23.5" Base 31"H 50 lbs.
032/30X26 Maverick Planter
30" Dia. 20" Base 26.5"H 32 lbs.

AXIS



043/36X14 Axis Planter
36" L 14" W 16"H 30 lbs.
043/48X14 Axis Planter
48" L 14" W 16"H 40 lbs.
043/60X14 Axis Planter
60" L 14" W 16"H 50 lbs.

TIBURON



035/26 Tiburon Planter
12" Dia. 8.75" Base 26"H 19 lbs.



035/30 Tiburon Planter
16" Dia. 11.25" Base 30"H 27 lbs.
(shown) Sterling - ST Special
Order Color



035/32X24 Tiburon Planter
24" Dia. 17" Base 32"H 43 lbs.
035/32X18 Tiburon Planter
18" Dia. 12.75" Base 32"H 30 lbs.

SWELL



046R/48X14 Swell Planter with
Recessed Base
40" L 14" W 24"H 45 lbs.

MONSOON



042/36X14 Monsoon Planter
36"L 14"W 24"H 40 lbs.



042/48X14 Monsoon Planter
48"L 14"W 24"H 50 lbs.



042/60X14 Monsoon Planter
60"L 14"W 24"H 60 lbs.
042R/72X18X36 Monsoon Planter
with Recessed Base
72"L 18"W 36"H 80 lbs

CLOUD



089/30 Cloud Break Bowl
30" Dia. 14.5" Base 12"H 23 lbs.
089/18 Cloud Break Bowl
18" Dia. 9" Base 7.5"H 9 lbs.
089/24 Cloud Break Bowl
24" Dia. 11" Base 10"H 12 lbs.
089/42 Cloud Break Bowl
42" Dia. 14" Base 14"H 40 lbs.

Dimensions may vary slightly due to fiberglass handlayering process. Weights shown are approximate. All planters ship without drain holes so that they can be used indoors. If drain holes are needed simply drill a 3/4" hole in bottom of planter.

FAIRFAX



034/26 Fairfax Planter
12" Square 8.75" Sq. Base
26" H 20 lbs.



034/30 Fairfax Planter
16" Square 12" Sq. Base
30" H 28 lbs.



034/32X18 Fairfax Planter
18" Square 13" Sq. Base
32" H 32 lbs.



034/32X24 Fairfax Planter
24" Square 16" Sq. Base
32" H 45 lbs.

SIDEKICK



053/19X19 Sidekick Planter
19.5" Square 17" Sq. Base 19" H 21 lbs.



053/24X24 Sidekick Planter
24" Square 21" Sq. Base 24.75" H 31 lbs.



053/36X36 Sidekick Planter
36" Square 29" Sq. Base 34" H 60 lbs.

INFINITY



072/32X18 Infinity Planter
18" Dia. 13" Base 32"H 30 lbs.

072/22 Infinity Planter
13" Dia. 10" Base 22"H 13 lbs.



072/32X24 Infinity Planter
24" Dia. 16" Base 32"H 43 lbs.
(shown) Sterling - ST Special
Order Color

HELIX



029/16X16 Helix Stool
16" Dia. 16" Base 16"H 16 lbs.

AJAX

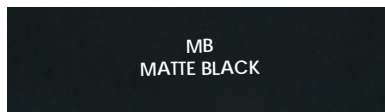


001/16X18 Ajax Stool
16" Dia. 16" Base 18"H 15 lbs.

Planter and Container Finishes



B
BRONZE



MB
MATTE BLACK



MG
MATTE GRAY

Stock Color Selections: Maverick, Swell, Sidekick, Monsoon, Axis, Tiburon, Fairfax, Infinity, Hive, and Cloud available in Bronze, and Matte Black finishes. Hive also stocked in Shiny White (SW). Helix and Ajax are available in Matte Gray. Consult with your sales representative for other product availability in Matte Gray finish. Other finishes are available with possible longer lead times. **Consult your sales representative for more information regarding product availability in other finishes.**

Gray (Trash), Blue (Recycle), Bright Green (Compost)



HIVE

- 073/28X14** Hive Container
14" Dia. 14" Base 28"H 16 lbs.
- 073/34X14** Hive Container
14" Dia. 14" Base 34"H 19 lbs.
- 073/TTop14** Hive Trash Top Only
For 28 & 34/14 container
- 073/RTop14** Hive Recycle Top Only
For 28 & 34/14 container
- 073/CompostTop14** Hive Compost Top Only
For 28 & 34/14 container
- 073Liner/28X14** Hive Container Liner Only
For 28/14 container
- 073Liner/34X14** Hive Container Liner Only
For 34/14 container

- 073/28X18** Hive Container
18" Dia. 18" Base 28"H 18 lbs.
- 073/34X18** Hive Container
18" Dia. 18" Base 34"H 21 lbs.
- 073/TTop18** Hive Trash Top Only
For 28 & 34/18 container
- 073/RTop18** Hive Recycle Top Only
For 28 & 34/18 container
- 073/CompostTop18** Hive Compost Top Only
For 28 & 34/18 container
- 073Liner/28x18** Hive Container Liner Only
For 28/18 container
- 073Liner/34x18** Hive Container Liner Only
For 34/18 container



MONSOON



AVAILABLE IN
MATTE STERLING (ONLY)

MIRAGE

- 096/36X18-ST** Sterling Mirage Container (Liner not included)
18" L 12" W 36"H 33 lbs. 15 Gallon
 - 096/LINER/36X18** Liner only for Mirage Container
 - 096/TTOP36X18-ST** Sterling Trash Top to fit Mirage Container w/ liner
 - 096/RTOP36X18-ST** Sterling Recycle Top to fit Mirage Container w/ liner
- Tops and Liner sold separately

The decorative "Nest" globe surrounds tempered glass panels. The glass provides wind protection for the flame and helps keep the burner and contents clean. This specially formulated glass does not get excessively hot to the touch.



Only available in Smoke (SM) finish as shown.



NEST LANTERN

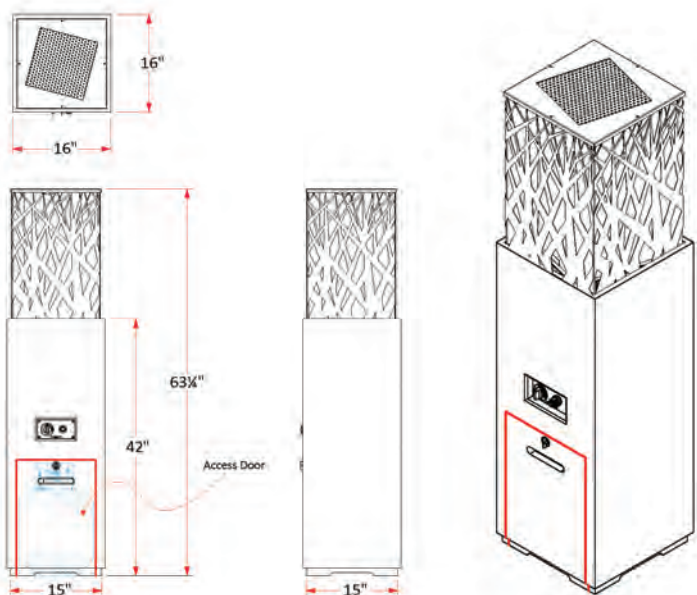
The Nest Lantern features a brushed stainless steel 'nest' pattern for the flame grill. The body of the lantern is made from glass fiber reinforced concrete (GFRC) in the Smoke finish color- a color resembling natural concrete. This unit is fueled by a self-contained Propane tank. The product is designed to use any standard 5 gallon propane tank available at most hardware stores or home improvement centers.



Nest Lantern Features

- Operates on 5 lb. LP Tank (not included)
- Stainless Steel Burner, Hose and Regulator
- Flame is adjustable
- BTU Rating 20,000 LP
- Manual/Piezo Lighting
- Manual control valve
- Includes 7 lb. Bag of Black Glass

715-SM-11-V1PC
Nest Lantern
160 lbs.



EURO HEIGHT FIRE TABLES

Texacraft's beautifully designed fire tables feature a natural concrete finish and a contemporary "Euro-Height" of 13". This lower height offers a more casual ambience and places the flame well below eye level. Our units can be fueled by either Liquid Propane (LP) or Natural Gas (NG) and can easily be switched back and forth should your needs ever change.



- » Fire tables are designed to burn LP (Propane) or NG (Natural Gas)
- » All gas models ship as LP with a 10 foot hose and regulator
- » Simply connect to a standard 20lb LP tank to operate
- » Injector needed to convert burner to natural gas included
- » The conversion from LP to NG will take less than 2 minutes
- » Licensed plumber needed for Natural Gas installation
- » Tables have adjustable feet
- » Fluid Concrete Technology protects the concrete material from stains & weather
- » Composite material is 2x strength of normal concrete and 1/2 the weight
- » Stainless steel burners
- » Charcoal Glass included as decorative media
- » All tables ship with 2 bags of charcoal glass.
- » Each fire table in the collection is a 2 man lift.
- » Each unit fires 55000 BTU



ESF.O.BAS.40.NA
40" Square Fire Table with windscreen and cover
40"W 40"D 13"H
160 lbs.



ESF.O.ARK.NA
40" Round Fire Table with windscreen and cover
40"W 40"D 13"H
172 lbs.



ESF.O.WHF.65.NA
65" x 40" Rectangle Fire Table with windscreen and cover
65"W 40"D 13"H
263 lbs.



ESF.2.A.TAN.NA
LP Tank Cover/Side Table/Stool
18"SQ x 20"H
44 lbs.



Replacement Covers:
ESF.5.A.C.BAS.40
40" Square Polyurethane Covers
ESF.5.A.C.ARK40
40" Round Polyurethane Covers
ESF.5.A.C.WHF
65" Rectangle Polyurethane Covers
ESF.1.A.C.TNK
LP Tank/Side Table Polyurethane Cover



BLD.A.G.S530
Replacement Square Glass Windscreen
21"W 21"D 8"H
18 lbs.



BLD.A.G.R550
Replacement Round Glass Windscreen
22"W 22"D 6"H
10 lbs.



BLD.A.G.L1180
Replacement Rectangle Glass Windscreen
46"W 21"D 8"H
29 lbs.

Maintenance Products:

ESF.1.P.CRK
Concrete Repair Kit



Installation Instructions

Liquid Propane (LP)
Easy no cost installation
Burners are UL/ULC Listed
Push Button ignition
Offer flexibility to relocate fire table

Natural Gas (NG)
Lowest cost of operation
Requires no refueling
Adjustable flame height
Burners UL/ULC Listed
Push button ignition

IN-POOL COLLECTION



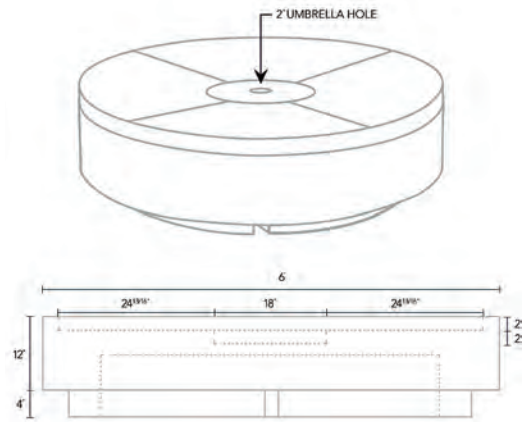
Texacraft's popular in-pool collection has expanded to include several exciting new products for water applications. All In-Pool products are created from a high grade polyethylene resin. This superior grade material is sure to hold up to the rigors of poolside use. Texacraft's In-Pool Furniture is made in the USA from recycled materials. Products can be utilized out of water, too.

ISLAND BED

The Island Bed can be used in or out of the water. The water depth cannot be deeper than 12". The pie-shaped top cushions are made from marine grade Sunbrella® fabrics shown on page 150.

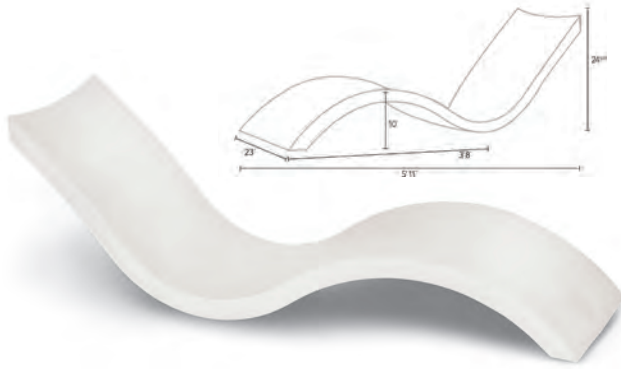
Throw pillows and bed cushions are sold separately.

Center side table sold separately. LLST-14-T
Umbrella sold separately.



LLI Island Bed (White shown LLI-W)
Island Bed LLI must be ordered with 5-piece cushion set LLIC sold separately.
Weight: 120 lbs. (empty) 1142 lbs. (full)

Umbrellas with a 2" max. dia. pole can be used in the Island Bed.




LLC In-Pool Lounger (White shown LLC-W)
Weight: 34 lbs. (empty) 144 lbs. (full)

White In-Pool Lounger available in stock for quick shipment. The Contour In-Pool Lounger is designed for use in up to 9" of water depth.

Installation

When you receive it, remove the threaded plugs using a flathead screwdriver, then submerge it in your pool, fill it completely with water, replace the plugs and pull it on to the ledge. Once in place, weighing over 100 lbs, the Contour In-Pool Lounger will stay put and shouldn't need to be moved except for season storage. Clean it in place with common household cleaners. Removing them from the pool is not necessary but if desired the Contour In-Pool Lounger is easily stackable.

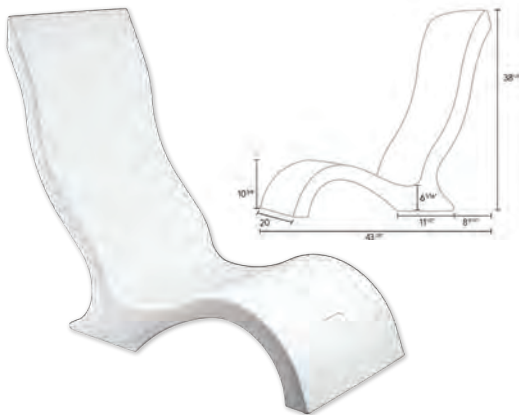


LLCD Raised In-Pool Lounger (White shown LLCD-W)
23"W 74.69"D 31"H
Weight: 51 lbs. (empty) 264 lbs. (full)

The Raised Chaise Lounge is designed for deeper pool ledge installations. This chaise is designed for water depth of no more than 15". Installation instructions are the same as for the regular in-pool lounger. This chaise can be used out of the water, too. If used out of the water it is recommended it be filled with water to add more weight.

Installation

Procedure is same as described for In-Pool Lounger above.



LLCR High Back Chair (White shown LLCR-W)
Weight: 33 lbs. (empty) 133 lbs. (full)

The High Back Chair features a contoured shape for comfort and lumbar support. Do not place on a pool ledge deeper than 9". The chair can be used in or out of the water.

Installation

Procedure is same as described for In-Pool Lounger above.



LLST-14-T Side Table (White shown LLST-14-TW)
Weight: 12 lbs. (empty) 78 lbs. (full)

The Side table should be filled with water for installation and should be used in water no more than 10" deep. The umbrella hole accommodates umbrella poles up to 2" in dia. A built-in umbrella sleeve in your pool or patio is required for pairing with an umbrella. Do not use umbrella with table in windy conditions and/or when unattended. This table will hold up to a 6' square or 8' octogan umbrella. To install simply submerge the table in the water to fill then pull it onto the pool ledge. The side table includes specific fitting inserts for the umbrella hole to secure umbrella pole in the table.

IN-POOL COLLECTION

CUSHION SECTIONAL

Texacraft's In-Pool Cushion Sectional is an innovative way to introduce cushion comfort lounging without leaving the pool! The cushion foam is open cell and is created especially to quickly filter water for quick drying and is covered in durable Sunbrella Marine Grade fabrics. This versatile collection is also perfectly at home outside of the pool for poolside or veranda lounging.



Note: When used in-pool, water depth cannot exceed 10".

Back View



Cushions utilize Dry Fast foam which allows quick water flow through for quick drying. Underside mesh fabric aides in allowing water to pass and for the cushion to breathe.



When joining pieces for a modular configuration, an inner locking "Key" gangs the pieces together for a snug fit. The key is made of a marine grade, 3/4" polymer material for easy installation and removal.

Finish color selections are on page 150.



LLS-M Middle Unit
33"W 33"D 33"H 17.75"SH
Weight: 57 (Empty) 352 (Filled)



LLS-C Corner Unit
33"W 33"D 33"H 17.75"SH
Weight: 95 (Empty) 395 (Filled)



LLS-T Table
33"W 33"D 12"H
Weight: 35 (Empty) 333 (Filled)



LLS-O Ottoman
33"W 33"D 17.75"H
Weight: 38 (Empty) 336 (Filled)

Perfect for out of water use, too.



AFFINITY



LL-AF-CR-(Resin Color)
Affinity Chair (no cushion)
40.5"W 27"D 35"H 17.5"SH
Weight: 72 (Empty) 216 (Filled)

LL-AF-CR-SC-(Fab. Color)
Affinity Chair Seat Cushion



LL-AF-LS-(Resin Color)
Affinity Love Seat (no cushion)
75.5"W 27"D 35.5"H 17.5"SH
Weight: 114 (Empty) 366 (Filled)

LL-AF-LS-SC-(Fab. Color)
Affinity Love Seat Cushion



LL-AF-OV-T-(Resin Color)
Affinity Oval Coffee Table
45"W 31"D 17"H
Weight: 36 (Empty) 141 (Filled)



LL-AF-ST-(Resin Color)
Side Table
18" Dia 18"H 14" Base
Weight: 10 (Empty) 105 (Filled)

Side Table can be used in-pool up to 16" of water

Chair and Love Seat can be used in-pool up to 24" of water or 16" of water with a cushion


Note: Affinity Daybed Cushions and Base are sold separately



LL-AF-DT-48RD-(Resin Color)
48" Round Dining Table
48" Dia 30"H 24.5" Base Dia.
Weight: 56 (Empty) 161 (Filled)



LL-AF-DT-60RD-(Resin Color)
60" Round Dining Table
60" Dia 30"H 24.5" Base Dia.
Weight: 80 (Empty) 185 (Filled)



LL-AF-DB-66SQ-BC-(Fab Color)
Affinity Daybed FLAT Cushion with Back Cushion
66" Square, 28"H (w/back cushion)
Does not include Base



LL-AF-DB-66SQ-FC-(Fab Color)
Affinity Daybed FLAT Cushion
66" Square, **Does not include Base**
LL-AF-DB-66SQ-B-(Resin Color)
Affinity 66" Square Daybed **Base**
No Cushion (**4 Pieces**)
Weight: 329 (Empty) 1316 (Filled)

Finish color selections are on page 150. Fabric selections are on page 150.

IN-POOL FABRICS AND FINISHES

Available cushion and pillow fabrics (Marine Grade Sunbrella®)




4601 Pacific Blue



4602 Sunflower Yellow



4604 Natural



4608 Black



4620 Beige



4622 Terracotta



4624 Sky Blue




4631 Burgundy



4633 Linen



4637 Forest Green



4646 Captain Navy



4644 Charcoal Gray



4666 Logo Red



4676 Cocoa



4677 Tuscan



4685 Ginko

Available finishes for applicable products used in water



Sandstone



Granite Gray



Cloud



White

Available finishes for all products not used in water



Sandstone



Granite Gray



Cloud



White



Tan



Lime Green



Green



Teal



Dark Blue



Light Blue



Purple

OUTDOOR GAMES



CORNHOLE

Cornhole can bring entertainment and competition to any party. With high-quality construction and durability, Cornhole can endure even the toughest competition.

- Perfect for commercial settings
- Crafted of an extruded, high density polyethylene
- UV stable, moisture and mildew resistant
- Withstands outdoor environment without swelling, splintering, fading, or warping
- Includes 2 cornhole boards
- Must order separately - 2 sets of 4 beanbags



LL-GM-CH-(Board Resin Color)
 Corn Hole Board Set (includes 2 boards)
 24"W 51.38"D 10.38"H
 48 lbs.

LL-GM-CH-BB-(Fabric Number)
 Corn Hole Bean Bag Set (4 bags)
 (need 2 SETS per board)

Corn Hole and Ping Pong Table colors listed below.



Bean Bag colors listed below.



PING PONG

Ping Pong is designed for making memories with family, friends, and neighbors. With high-quality construction and durability, the Ping Pong Table can endure even the toughest competition. The Ping Pong Table comes with two paddles and four ping pong balls.

- Perfect for commercial settings
- Crafted of an extruded, high density polyethylene
- UV stable, moisture and mildew resistant
- Withstands outdoor environment without swelling, splintering, fading, or warping
- Includes ping pong table, net, 2 paddles, and 4 balls

Assembly required

For additional Paddles:
LL-GM-PG-PL-(Paddle Resin Color)-(Handle Resin Color)




LL-GM-PG - (Table Resin Color)-(Paddle Color)- (Net/Paddle Handle Resin Color)
 Ping Pong Table with two Paddles
 48"W 96"D 30"H
 258 lbs.



Paddles included. Colors listed below. Paddle accent color matches net color.



CASUAL EXTRAS



Shade Structure

For a dramatic presence around the pool, our shade structure offers a semi-permanent solution for screening the sun's harsh rays, allowing prolonged outdoor enjoyment for your residents and guests.

- All aluminum frame
- Stainless Steel Hardware
- Top and back fabric panels
- Utilizes Sunbrella® Brand Marine and Firesist® Fabrics
- Wind Rated (120 mph)
- In-Ground Mount system for semi-permanent installation
- Inside height front- 8' 2 7/8" slope to back with inside height- 7' 4 9/16"

Available Sizes With Sunbrella® Marine Grade Fabrics

- DC008S 8' x 8'
- DC010S 10' x 10'
- DC012S 12' x 12'
- DC014S 14' x 14'

Available Sizes With Sunbrella® Firesist Flame Retardant Fabric

- DC008F 8' x 8'
- DC010F 10' x 10'
- DC012F 12' x 12'
- DC014F 14' x 14'

Towel Valet

An elegant and useful addition at poolside, fitness center, tennis court or wherever towels are utilized. This functional item offers towel storage and after use collections all in one.

- All Aluminum Frame
- Stainless Steel Hardware
- Top Wire Mesh Storage Shelf
- Shelves have 100 lb. weight capacity
- Utilizes Sunbrella® Brand Marine and Firesist® Fabrics
- Removable collection bag for easy transport to laundry
- Easy maneuverability- lift and place
- Overall height- 6' 2"

Available Sizes With Sunbrella® Marine Grade Fabrics

- TVSS 2' 11"w x 2' 8 1/2"d x 6' 2"h
- TVLS 4' 10"w x 2' 8 1/2"d x 6' 2"h


Available Sizes With Sunbrella® Firesist Flame Retardant Fabric

- TVSF 2' 11"w x 2' 8 1/2"d x 6' 2"h
- TVLF 4' 10"w x 2' 8 1/2"d x 6' 2"h


Frame Finishes for Shade Structure and Towel Valet



Aluminum



Black



Ivory

DAYBEDS

CLOUD DAYBED



DBS001
 Cloud Daybed without 4 post canopy
 Throw pillows and back wedge
 headboard sold separately

DB001
 Cloud Daybed
 6'6"W 7'6"D 8'H 21"SH
 Weight: 675 lbs.
 Throw pillows sold separately.


Features

- Retractable roof
- Low maintenance
- Structurally sound
- Frame Finish: Aluminum, Black, Ivory
- Stainless steel hardware
- Rust proof aluminum frame
- Headboard slats are natural Ipe wood


Fabric Selection

Side curtains, bed cushions and wedge headboard pillow are available in most Sunbrella Upholstery or Marine Grade Fabrics. Ask sales rep for more information. Overhead Canopy **ONLY** available in AwnTex fabrics below.

AwnTex Fabrics for Overhead Canopy



Frame Finishes



PL001 Wedge Headboard Pillow (above). Optional pillow for incline support sold separately. Single piece pillow is 18" d x 15" h x 6" l.



Headboard slats and bed cushion supports are Ipe Wood- among the strongest, toughest and most weather resilient exotic woods.

VILLA DAYBED


- 2" x 4" Aluminum Frame
- Powder coated frame
- Non-adjusting backrest provides permanent incline
- Dry-Fast Foam mattress wrapped with canvas fabric.
- Fully Welded Frame • Stainless Steel Hardware
- Cedar slats clear coated • Base Plates




Villa daybed cabana is a wonderful way for guests to connect with nature and the outdoors. Elegantly designed to enhance any outdoor setting on your property whether being by the pool, in the garden, deck or patio.

- Mattress size is equal to queen bed
- Custom Daybed sizes available

VDB001 Villa Day Bed
72.5"W 88.25"D 96.25"H 750 lbs.



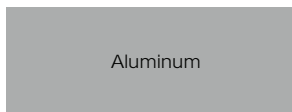
Walnut



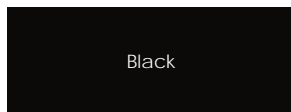
Barnwood

Clear coated cedar slats used for Villa Day and Chairman Cabana


Frame Finish Selections



Aluminum



Black



Ivory

Consult your sales representative for fabric selection. All Sunbrella® Marine Grade Fabrics are available.

≈ 3-hole Base Plates allow surface mounting

CHAIRMAN EXECUTIVE CABANA

- 3" Square Powder-Coated Aluminum Frame
- Awning/Marine Grade Canvas or Mesh Fabrics
- Cedar wood slats available on 1, 2 or 3 sides of cabana
- Fully Welded Frame • Stainless Steel Hardware
- Base Plates or In-Ground Hardware
- Also available in custom sizes.

Shown below: CC103P - 1 side Curtains, 3 Sides wood Panels



CC081P 8'x8' 8.5'H
3 Sides Curtains, 1 Side Wood Panels
573 lbs.

CC101P 10'x10' 8.5'H
3 Sides Curtains, 1 Side Wood Panels
637 lbs.

CC121P 12'x12' 8.5'H
3 Sides Curtains, 1 Side Wood Panels
755 lbs.

CC141P 14'x14' 8.5'H
3 Sides Curtains, 1 Side Wood Panels
833 lbs.

CC082P 8'x8' 8.5'H
2 Sides Curtains, 2 Sides Wood Panels
726 lbs.

CC102P 10'x10' 8.5'H
2 Sides Curtains, 2 Sides Wood Panels
824 lbs.

CC122P 12'x12' 8.5'H
2 Sides Curtains, 2 Sides Wood Panels
998 lbs.

CC142P 14'x14' 8.5'H
2 Sides Curtains, 2 Sides Wood Panels
1096 lbs.

CC083P 8'x8' 8.5'H
1 Side Curtains, 3 Sides Wood Panels
879 lbs.

CC103P 10'x10' 8.5'H
1 Side Curtains, 3 Sides Wood Panels
1011 lbs.


CC123P 12'x12' 8.5'H
1 Side Curtains, 3 Sides Wood Panels
1241 lbs.

CC143P 14'x14' 8.5'H
1 Side Curtains, 3 Sides Wood Panels
1359 lbs.


Frame Finish Selections



Aluminum



Black



Ivory

Consult your sales representative for fabric selection. All Sunbrella® Marine Grade Fabrics are available.

≈ 3-hole Base Plates allow surface mounting

ROMAN SHADE EXECUTIVE CABANA

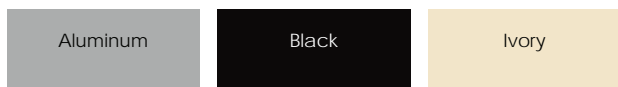
- Traversing curtains on a stainless steel rod.
- All stainless steel hardware.
- 3" aluminum powder coated (baked on).
- Upright leg clearance is 8'-0"
- Two panels on top allows one side to have shade while the other has sun.
- Stainless steel buckles.



Sunbrella® brand marine grade fabrics


- RSC8** 8' x 8' with Full Curtains 255 lbs.
RSC10 10' x 10' with Full Curtains 10' x 10' 290 lbs.
RSC12 12' x 12' with Full Curtains 12' x 12' 330 lbs.
RSC14 14' x 14' with Full Curtains 14' x 14' 370 lbs.

Frame Finish Selections



Consult your sales representative for curtain fabric selection. All Sunbrella® Marine Grade Fabrics are available.

AwnTex Fabrics for Overhead Canopy



HERMOSA EXECUTIVE CABANA

- Underside centerpeak fitting is welded aluminum for quick and easy frame assembly.
- Traversing curtains on aluminum track with stainless steel carriers.
- 2" baked on powder coated aluminum posts are rust proof and durable.
- Valance is loose. A variety of scalloped or straight valances are available for your selection.
- Upright leg clearance is 8'-0".
- 60 mph wind rating (with fabric on frame)



Sunbrella® brand marine grade fabrics

- HCS8** Hermosa 8' x 8' 163 lbs
- HCS10** Hermosa 10' x 10' 178 lbs.
- HCS12** Hermosa 12' x 12' 191 lbs.
- HCS14** Hermosa 14' x 14' 201 lbs.


Sunbrella® firesist flame retardant fabrics

- HCF8** Hermosa 8' x 8' 163 lbs.
- HCF10** Hermosa 10' x 10' 178 lbs.
- HCF12** Hermosa 12' x 12' 191 lbs.
- HCF14** Hermosa 14' x 14' 201 lbs.


Frame Finish Selections



Aluminum



Black



Ivory

Consult your sales representative for fabric selection. All Sunbrella® Marine Grade Fabrics are available.

➤ 3-hole Base Plates allow surface mounting

LAGUNA EXECUTIVE CABANA

- Traversing curtains on aluminum track with stainless steel carriers.
- Stainless steel buckles for added privacy on back curtains
- 2" baked on powder coated aluminum posts are rust proof and durable.
- Frame is fully welded in sections with a rigid valance for extra strength.
- Cabana is pre-engineered for winds up to 120 MPH (Miami-Dade County approved)



Sunbrella® brand marine grade fabrics

LCS8 Laguna 8' x 8' 305 lbs.
LCS10 Laguna 10' x 10' 339 lbs.
LCS12 Laguna 12' x 12' 411 lbs.
LCS14 Laguna 14' x 14' 498 lbs.

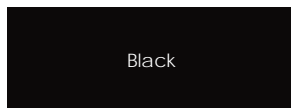
Sunbrella® firesist flame retardant fabrics

LCF8 Laguna 8' x 8' 305 lbs.
LCF10 Laguna 10' x 10' 339 lbs.
LCF12 Laguna 12' x 12' 411 lbs.
LCF14 Laguna 14' x 14' 498 lbs.


Frame Finish Selections



Aluminum



Black



Ivory

Consult your sales representative for fabric selection. All Sunbrella® Marine Grade Fabrics are available.

➤ 3-hole Base Plates allow surface mounting

REDONDO EXECUTIVE CABANA

- Traversing curtains on aluminum track with stainless steel carriers.
- 2" baked on powder coated aluminum posts are rust proof and durable.
- Valance is loose. A variety of scalloped or straight valances are available for your selection.
- Feature stripe is a 2" sewn on applique stripe in a myriad of colors.
- Upright leg clearance is 8'-0".
- 60 mph wind rating (with fabric on frame)



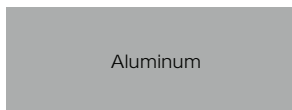
Sunbrella® brand marine grade fabrics

- RCS8** Redondo 8' x 8' 163 lbs.
- RCS10** Redondo 10' x 10' 178 lbs.
- RCS12** Redondo 12' x 12' 191 lbs.
- RCS14** Redondo 14' x 14' 201 lbs.


Sunbrella® firesist flame retardant fabrics

- RCF8** Redondo 8' x 8' 163 lbs.
- RCF10** Redondo 10' x 10' 178 lbs.
- RCF12** Redondo 12' x 12' 191 lbs.
- RCF14** Redondo 14' x 14' 201 lbs.


Frame Finish Selections



Aluminum



Black



Ivory

Consult your sales representative for fabric selection. All Sunbrella® Marine Grade Fabrics are available.

➤ 3-hole Base Plates allow surface mounting

UMBRELLAS



M9107MC Market
 7½' 8 rib Octagonal Umbrella, champagne pole with crank,
 NO TILT (FiberBuilt)
 90" dia. 90"H 94"H(with finial) 17 lbs.
 Finish: Champagne Bronze-CB only
 Pole: 1.5" dia.
 Fabric selections are located on pages 170-188

M9109MC Market
 9' 8 rib Octagonal Umbrella, champagne pole with crank,
 NO TILT (FiberBuilt)
 108" dia. 96"H 100"H(with finial) 18 lbs.
 Finish: Champagne Bronze-CB only
 Pole: 1.5" dia.
 Fabric selections are located on pages 170-188

Key Features for FiberBuilt Umbrellas

- Flexible fiberglass ribs are resilient and durable. They withstand harsh weather conditions and do not mold, mildew, rust or rot.
- Standard screw on finial. This feature allows for ease of changing the umbrella top.
- A maintenance-friendly yoke comes apart to allow easy access to the ribs.

Key Features for Garden, Patio, and Market Umbrellas

- 3/8" diameter fiberglass ribs for Garden and Patio, with nylon joints and end-tips.
- .5" diameter fiberglass ribs for Market Umbrella, with heavy duty nylon joints and end-tips.
- Two piece pole, 1.5" diameter is standard on Market, Garden and Patio Umbrellas.
- A heavy-duty crank is standard on Market, Garden and Patio Umbrellas.
- .065 wall, powder-coated aluminum pole standard for Garden and Patio.
- .080 wall, powder-coated aluminum pole standard for M9107MC and M9109MC.
- Market extended pole available for bar height applications.



7HCRCB
 Patio 7½' 6 Rib Hexagonal Umbrella
 with spun acrylic, Champagne
 Bronze Pole only, with crank, NO TILT.
 (FiberBuilt) This Umbrella has a market
 style canopy and is available in 6 spun
 acrylic fabrics. See below for colors.
 *Not available in Burgundy.
 90" dia. 90"H 15 lbs.
 Finish: Champagne Bronze - (CB) only
 Pole: 1.5" dia.



M9407MA
 Garden 7½' 6 Rib Hexagonal Umbrella
 with crank, NO TILT. (FiberBuilt) This
 Umbrella has a valance style canopy
 and is available in a Textilene fabric.
 See below for colors.
 90" dia. 90"H 15 lbs.
 Finish: Bright Aluminum
 Pole: 1.5" dia.

Fabric Selections: 7HCRCB and M9407MA Only

BLK BLACK	FGR FOREST GREEN	BGE BEIGE	NVY NAVY BLUE	WHI NATURAL	RBL PACIFIC BLUE	BUR *BURGUNDY
---------------------	----------------------------	---------------------	-------------------------	-----------------------	----------------------------	-------------------------

Key Features for Lucaya, Nitro, Quatro, Contempo, Oceana and Riva Umbrellas

- 1/2" diameter fiberglass ribs, using heavy duty nylon joints and end-tips.
- One piece pole 1 1/2" diameter is standard on Lucaya, Nitro, Quatro, Contempo Umbrellas.
- Contempo Only - Not available with white pole finish. Umbrella ribs and hub ships in Champagne Bronze finish only.
- Oceana and Riva Only - 3/4" diameter fiberglass ribs, using heavy duty nylon joints and end-tips.
- .125 wall, powder-coated aluminum pole standard for Lucaya, Nitro, Quatro, Contempo, Oceana and Riva.
- Bar height umbrellas available. Add "XL" to end of part number. Example: 9LPU-XL

Marine Grade Fabric Selections: Lucaya, Nitro, Quatro, Contempo, Oceana, Riva (Fabric number is followed by fabric grade)

8602 A PACIFIC BLUE	8606 A DANDELION	8605 A NATURAL	8601 A BLACK	4620 B BEIGE	8634 A TERRA	4624 B SKY BLUE	8607 A BURGUNDY
8600 A ANTIQUE BEIGE	8603 A FOREST GREEN	8612 A CAPTAIN NAVY	4644 B CHARCOAL GRAY	8608 A CARDINAL RED	4676 B COCOA	4677 C TUSCAN	4685 B GINKO

6SQLPU
Quatro 6' 8 Rib Square Umbrella, heavy duty one piece aluminum pole with push up and pin lift mechanism, NO TILT. (FiberBuilt)
72" sq. 96"H 18 lbs.
Pole: 1.5" dia.
Also available:
7SQLPP
7 1/2' 8 Rib Square Umbrella
Pulley and Pin lift
(FiberBuilt)
90" sq. 102"H 26 lbs.
Pole: 1.5" dia.

8LPU
Lucaya 8' 8 Rib Octagonal Umbrella, heavy duty one piece aluminum pole with push up and pin lift mechanism, NO TILT. (FiberBuilt)
96" dia. 90"H 27 lbs.
Pole: 1.5" dia.
Also available:
9LPU
9' dia. with push up and pin lift mechanism, (FiberBuilt)
28 lbs. Pole: 1.5" dia.
11LPP
11' dia. with pulley and pin (FiberBuilt)
30 lbs. Pole: 1.5" dia.

9CPU
Contempo 9' 8 Rib Octagonal Umbrella, heavy duty one piece aluminum pole with push up and pin lift mechanism, NO TILT. (FiberBuilt)
108" dia 28 lbs. Pole: 1.5" dia.
Also Available:
6SQCPU
6' 8 Rib Square Umbrella with push up and pin lift mechanism (FiberBuilt)
72" sq. 25 lbs. Pole: 1.5" dia.
11CPP
11' 8 Rib Octagonal with pulley and pin (FiberBuilt)
132" dia. 32 lbs. Pole: 1.5" dia.

7NPU
Nitro 7 1/2' 4 Rib Diamond Umbrella, heavy duty one piece aluminum pole with push up and pin lift mechanism, NO TILT. (FiberBuilt)
132"D 108"W 96"H 25 lbs.
Pole: 1.5" dia.

Finish Selections: Lucaya, Nitro, Quatro, Contempo, Oceana, Riva, Wattsun

BRIGHT ALUMINUM	BLACK	TERRA	CHAMPAGNE BRONZE	WHITE
-----------------	-------	-------	------------------	-------

Oceana and Riva fabric and pole finish selections (page 161).



90PU

Oceana 9' 8 Rib Octagonal Freestanding Umbrella, heavy duty one-piece aluminum pole with push up and pin lift mechanism. NO TILT (FiberBuilt) 108" dia. 96"H 37 lbs.

Pole: 2.5" dia.
Fits freestanding base FB200-WLS-25, SBG200-WLS-25 (page 166)

Also available:

110PP

11' dia. (FiberBuilt)
Pulley and Pin
45 lbs. Pole: 2.5" dia.

130PP

13' dia. (FiberBuilt)
Pulley and pin
58 lbs. Pole: 2.5" dia.

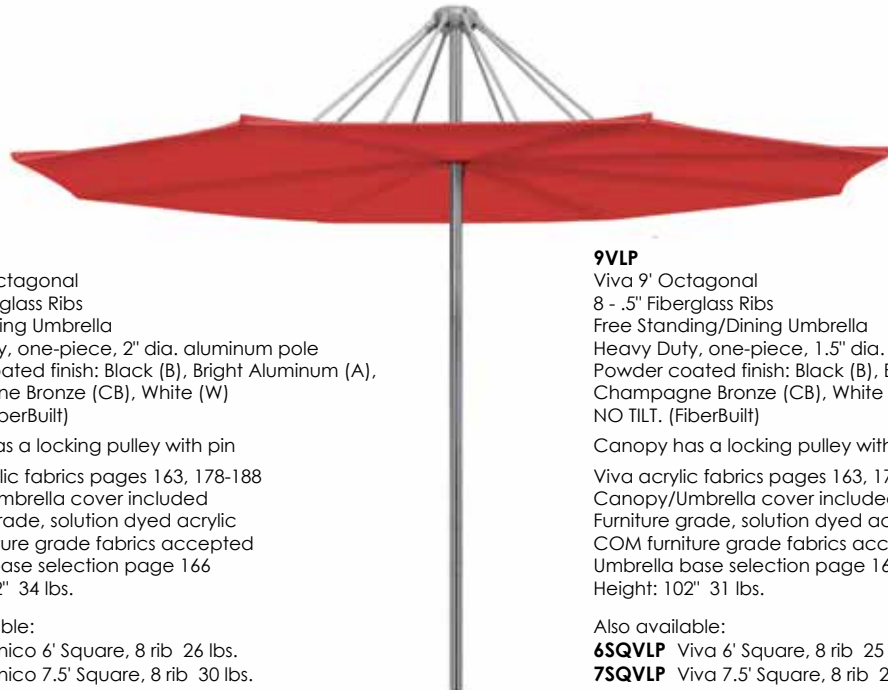


11RPP

Riva 11' 8 Rib Octagonal Freestanding Umbrella, heavy duty one-piece aluminum pole with pulley and pin. NO TILT (FiberBuilt) 132" dia. 102"H 38 lbs.

Pole: 2" dia.
Fits freestanding base FB150-WLS-2, FB200-WLS-2 (page 166)

Also available: **9RPU**
9' dia. Freestanding Umbrella (FiberBuilt)
108" dia. 34 lbs.
Pole: 2" dia.



9ULP

Unico 9' Octagonal
8 - .5" Fiberglass Ribs
Free Standing Umbrella
Heavy Duty, one-piece, 2" dia. aluminum pole
Powder coated finish: Black (B), Bright Aluminum (A), Champagne Bronze (CB), White (W)
NO TILT. (FiberBuilt)

Canopy has a locking pulley with pin
Unico acrylic fabrics pages 163, 178-188
Canopy/Umbrella cover included
Furniture grade, solution dyed acrylic
COM furniture grade fabrics accepted
Umbrella base selection page 166
Height: 102" 34 lbs.

Also available:

6SQULP Unico 6' Square, 8 rib 26 lbs.
7SQULP Unico 7.5' Square, 8 rib 30 lbs.
11ULP Unico 11' Octagonal, 8 rib 38 lbs.

9VLP

Viva 9' Octagonal
8 - .5" Fiberglass Ribs
Free Standing/Dining Umbrella
Heavy Duty, one-piece, 1.5" dia. aluminum pole
Powder coated finish: Black (B), Bright Aluminum (A), Champagne Bronze (CB), White (W)
NO TILT. (FiberBuilt)

Canopy has a locking pulley with pin
Viva acrylic fabrics pages 163, 178-188
Canopy/Umbrella cover included
Furniture grade, solution dyed acrylic
COM furniture grade fabrics accepted
Umbrella base selection page 166
Height: 102" 31 lbs.

Also available:

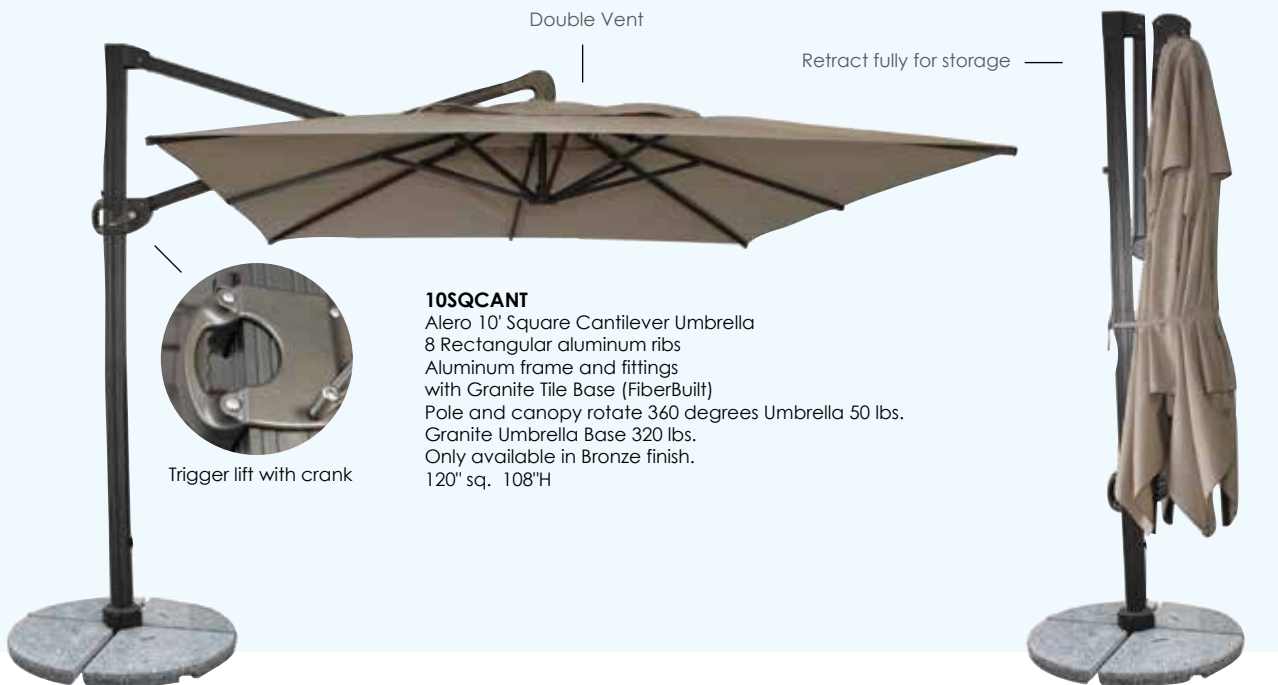
6SQVLP Viva 6' Square, 8 rib 25 lbs.
7SQVLP Viva 7.5' Square, 8 rib 28 lbs.
11VLP Viva 11' Octagonal, 8 rib 32 lbs.

UMBRELLAS

Furniture Grade Fabric Selections: Alero, Bali, Edge, Unico, Venice, Viva (Fabric number is followed by fabric grade)

5401 A PACIFIC BLUE	8606 A DANDELION	5404 A NATURAL	5408 A BLACK	5468 B CAMEL	5440 A TERRACOTTA	5424 A SKY BLUE	5436 A BURGUNDY
5422 A ANTIQUÉ BEIGE	5446 A FOREST GREEN	5439 A NAVY	2221 A CHARCOAL	5477 C LOGO RED	5425 A COCOA	5417 A TUSCAN	54011 B GINKO

Marine Grade Fabrics are not available.



10SQCANT
Alero 10' Square Cantilever Umbrella
8 Rectangular aluminum ribs
Aluminum frame and fittings
with Granite Tile Base (FiberBuilt)
Pole and canopy rotate 360 degrees Umbrella 50 lbs.
Granite Umbrella Base 320 lbs.
Only available in Bronze finish.
120' sq. 108"H



Also available:
20SQVTP-CN
Venice 20' Square,
8 Rectangular aluminum ribs
Height: 213"
Umbrella Weight: 150 lbs.
Base Weight: 690 lbs.
Pole: 2" dia.

16SQVTP-CN
Venice 16' Square,
8 Rectangular aluminum ribs
Free Standing Umbrella
Carbon powder coated finished
aluminum and steel structure
Nylon Accessories
Telescopic opening and closing system
Steel cross base for 4, 19" x 19" cement
plates
Double sewn-in vent with storage ties
Venice acrylic fabrics pages 167, 178-188
Furniture grade, solution dyed acrylic
COM fabrics accepted
Height: 189"
Umbrella Weight: 125 lbs.
Base Weight: 690 lbs.
Pole: 2" dia.



Shown in lowered position from behind.



10BALI-PL

Bali 9' 10" 9 Rib Leaf Shape Freestanding Umbrella with base, 360° rotating heavy duty curved aluminum telescope pole Canopy itself is 9'10" in length and width

Umbrella base is 500 lbs.

Dual handled, manual lift with Draw string, tension-based opening Umbrella and Base sold as a set

Fiberglass Ribs - 3/4" Diameter

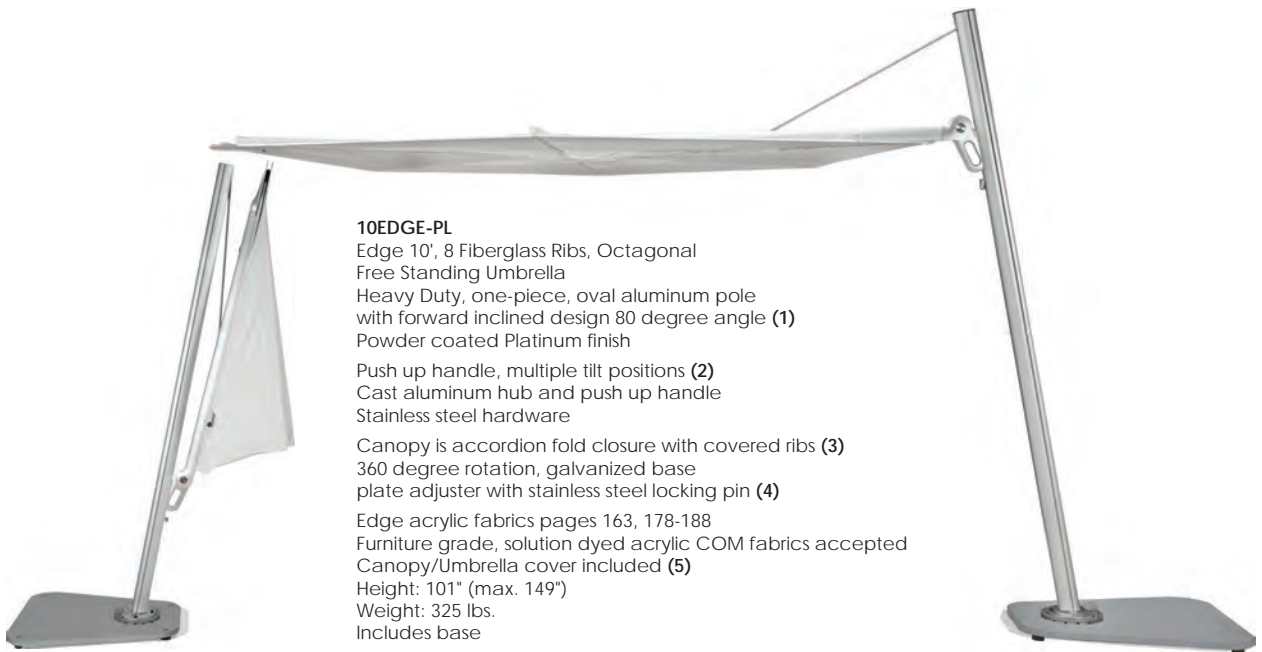
Canopy can be raised and locked in position anywhere along the length of the 7'5" curved pole

Canopies are made of furniture grade fabrics

Bali acrylic fabrics pages 163, 178-188

Marine grade fabrics are not available.

Tops are also available in COM.



10EDGE-PL

Edge 10', 8 Fiberglass Ribs, Octagonal

Free Standing Umbrella

Heavy Duty, one-piece, oval aluminum pole with forward inclined design 80 degree angle (1)

Powder coated Platinum finish

Push up handle, multiple tilt positions (2)

Cast aluminum hub and push up handle

Stainless steel hardware

Canopy is accordion fold closure with covered ribs (3)

360 degree rotation, galvanized base

plate adjuster with stainless steel locking pin (4)

Edge acrylic fabrics pages 163, 178-188

Furniture grade, solution dyed acrylic COM fabrics accepted

Canopy/Umbrella cover included (5)

Height: 101" (max. 149")

Weight: 325 lbs.

Includes base

Fully Retracted



SAY HELLO TO
WATTSUN

Features a solar powered, 2USB port, charging station



9WSPU

Wattsun 9' Octagonal
8 Fiberglass Ribs
Free Standing Umbrella / up to 30"H Dining table
One-piece, 1.5" dia. aluminum pole,
NO TILT (FiberBuilt)
Push up and locking pin lift
Powder coated finishes available, page 161

Marine Grade Fabric selections, page 161
Solution died acrylic fabrics pages 178-188
COM fabrics accepted
Umbrella base selection page 166
Height: 104" 33 lbs.

Also available

8WSPU Wattsun 8' Octagonal,
8 Fiberglass Ribs
Push up and locking pin lift
Height: 104" 32 lbs.

Solar Charging Station



- Water-resistant design
- Charging station speed is equal to that of a wall outlet
- Includes an 8 hour battery backup
- Safe, glass free design

The solar panel acts as a finial.

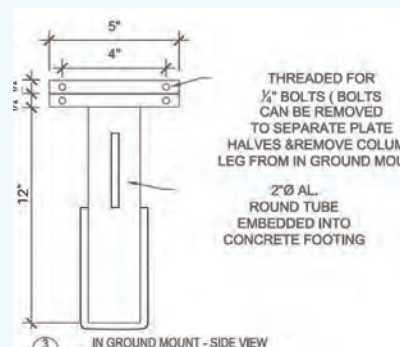


In-Ground Umbrella Mount Plate



Note: It is highly recommended that when ordering umbrellas to use with in-ground mount to order extra length poles. Add 'XL' to the end of the part number. Ex: 9LPU-XL. (Extension poles are not available for Garden, Patio or Market umbrellas)

- MT-DECK-AL-1** 1.5" dia. poles
- MT-DECK-AL-2** 2" dia. poles
- MT-DECK-AL-25** 2.5" dia. poles



UMBRELLA BASES

Non-Freestanding For use with dining tables.



M9950 Cast Aluminum Umbrella Base
50 lbs.
Fits 1.5" dia. pole.
M9951 80 lbs.
Ships with both 6.5" and 16.75"
umbrella pole stems.
Available in all finishes.



M9850 Cast Aluminum Umbrella Base
50 lbs.
Fits 1.5" dia. pole.
M9851 80 lbs.
Available in all finishes.



M9650D Dark Brown Umbrella Base
(Polypropylene) 50 lbs.
M9650W White Umbrella Base
(Polypropylene) 50 lbs.
M9650B Black Umbrella Base
(Polypropylene) 50 lbs.

Freestanding Freestanding Umbrella Bases are not designed for use with dining tables that utilize leg bracing underneath.

Note: All fiberglass bases are available to fit 1.5", 2" and 2.5" diameter umbrella poles by adding to the model number -1, -2 or -25 respectively. All fiberglass bases (FB) are available in contemporary design by adding (ND) to the end of the model number.



FB125 Freestanding Fiberglass Base
27" dia. - Fits 1.5" dia. pole. 12"H
125 lbs.

FB175 Freestanding Base
27" dia. - Fits 1.5" dia. pole. 175 lbs.
Available in Black, White, Bronze, Silver,
and Chestnut.



FB150-WLS-1-ND Freestanding Fiberglass
Base w/wheels
27" dia. - Fits 1.5" dia. pole. 18"H 150 lbs.
FB150-WLS-2-ND Freestanding Fiberglass
Base w/wheels
27" dia. Fits 2" dia. pole. 150 lbs.
Available in Black, White, Bronze, Silver,
and Chestnut.



FB200-WLS-1 Freestanding Fiberglass
Base w/wheels
27" dia. - Fits 1.5" dia. pole. 200 lbs.
FB200-WLS-2 Freestanding Fiberglass
Base w/wheels
27" dia. - Fits 2" dia. pole. 18"H 200 lbs.
FB200-WLS-25 Freestanding Fiberglass
Base w/wheels
27" dia. - Fits 2.5" dia. pole. 200 lbs.
Available in Black, White, Bronze, Silver,
and Chestnut



AB110-1.5 Aluminum Freestanding
Umbrella Base, no wheels,
23" dia. - Fits 1.5" dia. pole
115 lbs.

AB160-1.5 Aluminum Freestanding
Umbrella Base no wheels
23" dia. - Fits 1.5" dia. pole. 160 lbs.
Available in Black, White, Bronze, Silver



ABW110-1.5 Aluminum Freestanding
Umbrella Base with hidden wheels
25" dia. - Fits 1.5" dia. pole. 115 lbs.
Available in Black, White, Bronze, Silver

Also Available:

AB110-2.0 23" dia. Aluminum Base - Fits 2.0" dia. pole
AB110-2.5 23" dia. Aluminum Base - Fits 2.5" dia. pole.
AB160-2.0 23" dia. Aluminum Base - Fits 2.0" dia. pole
AB160-2.5 23" dia. Aluminum Base - Fits 2.5" dia. pole.
ABW110-2.0 25" dia. Aluminum Base - Fits 2.0" dia. pole
ABW110-2.5 25" dia. Aluminum Base - Fits 2.5" dia. pole.
Available in Black, White, Bronze, Silver



M9100 Cast Aluminum
Freestanding Umbrella Base with
hidden wheels.
Fits 1.5" dia. pole.
100 lbs.
Available in standard finishes.
Note: Does not fit 2" or 2.5" dia. pole.



SBGW130-2 with wheels, fits 1.5" or
2" dia. pole, Freestanding Galvanized Base
with Welded Base Sleeve. 18" OA Height
24" square base. 130 lbs.
200 and 250 lb. base has 30" square base.

SBGW130-25 w/wheels, fits 2.5" dia. pole
SBGW200-2 w/wheels, fits 1.5" or 2" dia. pole
SBGW200-25 w/wheels, fits 2.5" dia. pole
SBGW250-2 w/wheels, fits 1.5" or 2" dia. pole
SBGW250-25 w/wheels, fits 2.5" dia. pole
Available in powder coated black, silver,



SBG130-2 no wheels, fits 1.5" or 2" dia. pole
Freestanding Galvanized Base
with Welded Base Sleeve. 18" OA Height
24" square base 130 lbs.
200 and 250 lb. base has 30" square base.

SBG130-25 no wheels, fits 2.5" dia. pole
SBG200-2 no wheels, fits 1.5" or 2" dia. pole
SBG200-25 no wheels, fits 2.5" dia. pole
SBG250-2 no wheels, fits 1.5" or 2" dia. pole
SBG250-25 no wheels, fits 2.5" dia. pole
Available in powder coated black, silver

Sunscreen Umbrellas are semi-permanent structures that are durable and can withstand harsh weather conditions. As with any non-permanent umbrella, awning or shade structure, they will need to be taken down when winds reach unsafe conditions. For areas that receive snow, we recommend removing and storing the Sunscreens in a dry, safe, protected environment.



7OV-SUN
Sunscreen 7' x 5' Oval Umbrella Surface Mount. Ships with umbrella base for use only with Sunscreen umbrella.
30" square base.
Stationary- NO SWIVEL, NO TILT.
One-piece, heavy duty 2" dia. pole.
Steel frame.
Two aluminum support ribs.
Overall height: approx. 96"
Umbrella Weight: 100 lbs.
Base Weight: 200 lbs.



5SQ-SUN
Sunscreen 5' Square Umbrella. Surface Mount. Ships with umbrella base for use only with Sunscreen umbrella.
30" square base.
Stationary- NO SWIVEL, NO TILT.
One-piece, heavy duty 2" dia. pole.
Steel frame.
Two aluminum support ribs.
Overall height: approx. 96"
Umbrella Weight: 100 lbs.
Base Weight: 200 lbs.



7RCT-SUN
Sunscreen 7' x 5' Rectangle Umbrella. Surface Mount. Ships with umbrella base for use only with Sunscreen umbrella.
30" square base.
Stationary- NO SWIVEL, NO TILT.
One-piece, heavy duty 2" dia. pole.
Steel frame.
Overall height: approx. 96 inches
Umbrella Weight: 100 lbs.
Base Weight: 200 lbs.



5RD-SUN
Sunscreen 5' dia. Round Umbrella. Surface Mount. Ships with umbrella base for use only with Sunscreen umbrella.
30" square base.
Stationary- NO SWIVEL, NO TILT.
One-piece, heavy duty 2" dia. pole.
Steel frame.
Overall height: approx. 96 inches
Umbrella Weight: 100 lbs.
Base Weight: 200 lbs.

Sunscreen Fabrics (Fabric number is followed by fabric grade)

6001 B PACIFIC BLUE	6004 B NATURAL	6008 B BLACK	6020 B BEIGE	6023 B AQUAMARINE
6031 C BURGUNDY	6033 B LINEN	6037 B FOREST GREEN	6043 B PERSIAN GREEN	6044 B CHARCOAL GRAY
6046 B CAPTAIN NAVY	6066 C LOGO RED	6075 B CAPRI	6079 B OCEAN BLUE	

Sunscreen Pole, Canopy Frame and Base Finishes

A WHITE	B BLACK	CB CHAMPAGNE BRONZE
-------------------	-------------------	----------------------------------


FRAME FINISHES




N4 ANTIGUA




***BGE** GLOSS BEIGE




BIS ANTIQUE BISQUE




BKN BLACK



BRZ BRONZE




***CAM** CAMEL



***CEL** CELEDON




CPP COPPER



DRF DRIFTWOOD




JAV JAVA



***LAT** LATTE




MST COASTAL MIST



***OVE** OLIVE




OLY OLYMPIC GOLD




N7 PATINA




SLV SILVER




***SVR** SMOOTH VERDE



SWH SMOOTH WHITE



TPW TEXTURED PEWTER



WTK WEATHERED TEAK



***LMG** LIME GREEN



***ORG** ORANGE




***PUR** PURPLE



***RED** RED



***SKY** SKY BLUE



***YEL** YELLOW




Texacraft purchases the most durable electrostatic polyester powder available to cover the aluminum frames. This polyester powder is sprayed onto the frames which are then sent through a high temperature oven where the powder melts and bakes onto the frame. Combining such high quality finish components with Texacraft's extensive frame preparation process involving numerous cleaning cycles, the Texacraft finish will provide many years of worry free protection to the furniture frame.


Glides and end caps are not necessarily color matched to finish color. Black, White or Opaque glides and end caps may be used.

Photographs do not necessarily give the exact color representation of the actual frame finish.


VINYL COLORS




22 Mahogany




23 Textured Bronze



26 Textured Olympian



27 Textured Antique Moss



28 Textured White



34 Textured Sandstone



35 Textured Antique Bisque



37 Textured Java



40 Textured Camel



47 Espresso



48 Latte



70S French Blue



89 Yellow



96 Textured Pewter



5101 Burgundy



5102 Beige



5103 Dove Gray




5106 Navy



5107 Royal



5113 White



5114 Ivory



5120 Sage



5121 Black



5151S Smooth Silver



5152S Emerald



5157S Smooth Verde



5158S Red



5201 Orange



5202 Electric Blue




5203 Lime Green




5204 Lavender/Purple

Colors are shown as accurately as possible. Actual color may vary slightly from color chart shown.

FIBERGLASS FINISHES



G55 White



G56 Ivory




G54 Beige




Vinyl strapping available in 250' rolls or in straps pre-cut for easy installation. The vinyl straps are 100% u.v. stabilized virgin vinyl, .110" thick by 2" wide.


Woven Vinyls - Grade A For Sling, Cushion and Umbrella except where noted.



001 STRAW MATT
PHIFERTEX®
GRADE A




003 LANAI
PHIFERTEX®
GRADE A




004 STRAW MATT COGNAC
PHIFERTEX®
GRADE A




005 POMPASS GRASS
PHIFERTEX®
GRADE A



012 SHELBY
PHIFERTEX®
GRADE A




013 COBALT TWEED
PHIFERTEX®
GRADE A




014 PLUM TWEED
PHIFERTEX®
GRADE A




015 TRIXIE STRIPE
PHIFERTEX®
GRADE A




019 STACK STONE
PHIFERTEX®
GRADE A



020 STACK BRICK
PHIFERTEX®
GRADE A




027 CLAY SKY
PHIFERTEX®
GRADE A



032 SPICE
PHIFERTEX®
GRADE A




034 ATRIUM
PHIFERTEX®
GRADE A



035 CARNIVAL
PHIFERTEX®
GRADE A




046 TREASURE
PHIFERTEX®
GRADE A




047 OCEAN
PHIFERTEX®
GRADE A


Woven Vinyls - Grade A For Sling, Cushion and Umbrella except where noted.




052 BERMUDA WICKER
PHIFERTEX®
GRADE A




059 AMALFI
PHIFERTEX®
GRADE A




061 SARASA BLUE
PHIFERTEX®
GRADE A




064 ROCKBROOK
TWITCHELL®
GRADE A




123 AQUA MARINE
TWITCHELL®
GRADE A



124 MYAN TEAL
TWITCHELL®
GRADE A




125 RED
TWITCHELL®
GRADE A



127 JADE
TWITCHELL®
GRADE A




128 HONEY
TWITCHELL®
GRADE A




129 MERIDIAN
TWITCHELL®
GRADE A




133 CHESTERFIELD
PHIFERTEX®
GRADE A



135 ATLANTIC DRIFT
TWITCHELL®
GRADE A




136 PACIFIC DRIFT
TWITCHELL®
GRADE A



137 SEABREEZE
TWITCHELL®
GRADE A



138 GO GREEN
TWITCHELL®
GRADE A




140 LUNA SILVER SAGE
PHIFERTEX®
GRADE A


Woven Vinyls - Grade A For Sling, Cushion and Umbrella except where noted.



141 SKYLINE STRIPE VERDE
PHIFERTEX®
GRADE A




142 DELRAY STRIPE POOLSIDE
PHIFERTEX®
GRADE A




145 LEMON YELLOW
PHIFERTEX®
GRADE A



146 ROYAL BLUE
PHIFERTEX®
GRADE A




147 GARDEN GREEN
PHIFERTEX®
GRADE A



150 NAVY PIER
PHIFERTEX®
GRADE A




151 SANTIAGO STRIPE
PHIFERTEX®
GRADE A



153 DUPIONE POOLSIDE
PHIFERTEX®
GRADE A



154 DUPIONE KIW
PHIFERTEX®
GRADE A



159 WINDSOR STRIPE SPA
PHIFERTEX®
GRADE A




176 ROYAL PURPLE
TEXTILENE®
GRADE A



203 BROWN DERBY
PHIFERTEX®
GRADE A



***214** MOSS WICKER
TEXTILENE®
GRADE A



217 MADERA NICKEL
PHIFERTEX®
GRADE A




227 TURQUOISE STONE
PHIFERTEX®
GRADE A




***235** WICKER CORDOBA NINJA
PHIFERTEX®
GRADE A


Woven Vinyls - Grade A For Sling, Cushion and Umbrella except where noted.




242 SADDLESTITCH MATRIX
PHIFERTEX®
GRADE A




244 PABILON
PHIFERTEX®
GRADE A




***269 CANE WICKER BRONZE**
PHIFERTEX®
GRADE A




277 EARTH MULTI
PHIFERTEX®
GRADE A




280 TRELLIS STONE
PHIFERTEX®
GRADE A




281 TRELLIS MOSS
PHIFERTEX®
GRADE A




408 WHITE ON WHITE
PACKED STRIPE
TEXTILENE®
GRADE A




412 ESPECIA
PHIFERTEX®
GRADE A




413 COCONUT
PHIFERTEX®
GRADE A




416 NEGRIL TWEED
PHIFERTEX®
GRADE A



424 EARTHTONE GRASSCLOTH
TEXTILENE®
GRADE A



441 LOOM WEAVE CAMEL
TEXTILENE®
GRADE A



457 EARTHTONE BASKETWEAVE
TEXTILENE®
GRADE A



462 WHEAT MAT
TEXTILENE®
GRADE A




463 BLUE BLUSH
TEXTILENE®
GRADE A




464 TITANIUM
TEXTILENE®
GRADE A

* Not recommended for cushions. Not available for padded sling.



465 ROYALE
TEXTILENE®
GRADE A



477 HARTFORD
TEXTILENE®
GRADE A




480 BURLAP
TEXTILENE®
GRADE A



481 OYSTER PEARL
PHIFERTEX®
GRADE A



482 BARNWOOD
PHIFERTEX®
GRADE A



483 GLISTEN SILVER
PHIFERTEX®
GRADE A



507 UMBER PINSTRIPE
TEXTILENE®
GRADE A




866 WHITE MESH
PHIFERTEX®
GRADE A




913 BLACK MESH
PHIFERTEX®
GRADE A



914 SNAPPY ORANGE
PHIFERTEX®
GRADE A




915 METALLIC SALSA
PHIFERTEX®
GRADE A




921 PEWTER MESH
PHIFERTEX®
GRADE A



923 SILVER MESH
PHIFERTEX®
GRADE A



924 JAVA MESH
PHIFERTEX®
GRADE A



925 BRONZE PATINA MESH
PHIFERTEX®
GRADE A



926 TERRACE
PHIFERTEX®
GRADE A

Woven Vinyls - Grade A For Sling, Cushion and Umbrella except where noted.



927 COASTLINE
PHIFERTEX®
GRADE A



966 NAPA
PHIFERTEX®
GRADE A

Woven Vinyls - Grade B For Sling, Cushion and Umbrella except where noted.



002 PRIA TWEED
PHIFERTEX®
GRADE B



016 ARMOUR
TEXTILENE®
GRADE B



017 OVERLAY
TEXTILENE®
GRADE B



024 TANGO DUST
PHIFERTEX®
GRADE B



025 TANGO TAUPE
PHIFERTEX®
GRADE B



026 TANGO MOSS
PHIFERTEX®
GRADE B




028 GREY SCREEN
PHIFERTEX®
GRADE B




029 DUPIONE CREAM
PHIFERTEX®
GRADE B




030 LITE TAUPE BASKETWEAVE
TEXTILENE®
GRADE B




031 BLUE WILLOW
PHIFERTEX®
GRADE B




033 TEAL TRACK
PHIFERTEX®
GRADE B




036 NAVY REED
PHIFERTEX®
GRADE B




037 MUSTARD REED
PHIFERTEX®
GRADE B




038 KIWI REED
PHIFERTEX®
GRADE B




039 NICKLE REED
PHIFERTEX®
GRADE B




040 BLUE BLUSH REED
PHIFERTEX®
GRADE B




042 FUSCHSIA
PHIFERTEX®
GRADE B




043 EMBER GLOW
PHIFERTEX®
GRADE B




044 LAKESIDE
PHIFERTEX®
GRADE B



048 JEWEL
PHIFERTEX®
GRADE B



049 BALDWIN
PHIFERTEX®
GRADE B



050 RED ROSE
PHIFERTEX®
GRADE B



051 KONA STRIPE
PHIFERTEX®
GRADE B



053 TAHITI STRIPE
PHIFERTEX®
GRADE B




054 BLUE LAGOON
TEXTILENE®
GRADE B



055 SUNFLOWER
TEXTILENE®
GRADE B




056 CLAREMONT SAG
PHIFERTEX®
GRADE B




057 SICILIAN BIRCH
PHIFERTEX®
GRADE B


Woven Vinyls - Grade B For Sling, Cushion and Umbrella except where noted.




058 MADRAS MARSH
PHIFERTEX®
GRADE B




060 KOZO MONO
PHIFERTEX®
GRADE B



062 BROADWAY
TWITCHELL®
GRADE B



063 GRANITE STONE
TWITCHELL®
GRADE B



202 JADE PALACE
PHIFERTEX®
GRADE B



205 GRAY RUSH
PHIFERTEX®
GRADE B




206 BROWN RUSH
PHIFERTEX®
GRADE B




****247 QUEST SILVER**
PHIFERTEX®
GRADE B


Woven Blends - Grade A Sling, Cushion and Umbrella




****248 QUEST GOLD**
PHIFERTEX®
GRADE B



065 PUEBLO-GRANITE
SUNBRELLA®
GRADE A



066 MOMENTS-NAVY
SUNBRELLA®
GRADE A



067 BASIS-MELON
SUNBRELLA®
GRADE A




068 BASIS-PEWTER
SUNBRELLA®
GRADE A



069 PUEBLO-DUNE
SUNBRELLA®
GRADE A




070 AUGUSTINE OASIS
SUNBRELLA®
GRADE A




071 AUGUSTINE SHADOW
SUNBRELLA®
GRADE A

* Not recommended for cushions. Not available for padded sling.

Woven Blends - Grade A Sling, Cushion and Umbrella



943 DESTINY SAND
SUNBRELLA®
GRADE A




963 WESTON CHARCOAL
PHIFERTEX® GEOBELLA®
GRADE A


Woven Blends - Grade B Sling, Cushion and Umbrella



****006 SPACE**
SUNBRELLA®
GRADE B



****007 LOGAN GRAPHITE**
SUNBRELLA®
GRADE B




****008 SALT**
SUNBRELLA®
GRADE B



****009 SAHARA**
SUNBRELLA®
GRADE B


Woven Blends - Grade B Sling, Cushion and Umbrella



****010 SEAGULL**
SUNBRELLA®
GRADE B


**Vision Sling/Padded Sling are the only SLING collections available for use with these Grade B, Grade C Woven Blend fabrics.

Woven Blends - Grade C Sling, Cushion and Umbrella



****011 SOIL**
SUNBRELLA®
GRADE C

Woven Acrylics - Grade A Cushion and Umbrella Not available for padded sling.




169 PEYTON GRANITE
SUNBRELLA®
GRADE A



170 FIFE PUMICE
SUNBRELLA®
GRADE A




174 FIFE SILT
SUNBRELLA®
GRADE A




398 SPECTRUM DAFFODIL
SUNBRELLA®
GRADE A

Woven Acrylics - Grade A Cushion and Umbrella Not available for padded sling.




495 SPARKLE TERRA
OUTDURA®
GRADE A



496 SPARKLE POTTERY
OUTDURA®
GRADE A



499 CITRON CANVAS
OUTDURA®
GRADE A



500 JINGA SEA MIST
OUTDURA®
GRADE A



501 SPARKLE POOL
OUTDURA®
GRADE A




502 SKYLINE SEAMIST
OUTDURA®
GRADE A




576 SPARKLE PESTO
OUTDURA®
GRADE A




771 FIFE CORNSILK
SUNBRELLA®
GRADE A



776 FIFE TEAK
SUNBRELLA®
GRADE A



842 SCOOP CHILI
OUTDURA®
GRADE A



870 CANVAS MACAW
SUNBRELLA®
GRADE A



871 CANVAS GLACIER
SUNBRELLA®
GRADE A



930 FIFE PALM
SUNBRELLA®
GRADE A



973 MEMO FLAX
OUTDURA®
GRADE A




975 SOULMATE BRONZE
OUTDURA®
GRADE A



976 SOULMATE TUNDRA
OUTDURA®
GRADE A




2178 PASSAGE POPPY
SUNBRELLA®
GRADE A




2221 CHARCOAL GRAY
SUNBRELLA®
GRADE A



2222 CANVAS TERRACOTTA
SUNBRELLA®
GRADE A




2258 MEMORY CANARY
SUNBRELLA®
GRADE A




2260 SPECTRUM JADE
SUNBRELLA®
GRADE A




2262 HEAVENLY BLUE
SUNBRELLA®
GRADE A



2269 SPARKLE PEACOCK
OUTDURA®
GRADE A




2332 MILANO COBALT
SUNBRELLA®
GRADE A




2351 STANTON LAGOON
SUNBRELLA®
GRADE A



2352 STANTON GREYSTONE
SUNBRELLA®
GRADE A




3022 SPARKLE NAUTICAL
OUTDURA®
GRADE A




3033 SPARKLE BALTIC
OUTDURA®
GRADE A



3043 CADET GREY
OUTDURA®
GRADE A



3077 LEMONGRASS CANVAS
OUTDURA®
GRADE A



3108 HOT SHOT RED
OUTDURA®
GRADE A



3112 SPOTLIGHT STERLING
OUTDURA®
GRADE A




3117 TRADEWINDS NAUTICAL
OUTDURA®
GRADE A



3121 PURSUIT AQUA
OUTDURA®
GRADE A



3195 DITSY SAPPHIRE
OUTDURA®
GRADE A



3201 DITSY TURQUOISE
OUTDURA®
GRADE A



5083 CAST SHALE
SUNBRELLA®
GRADE A




5087 CAST LAGOON
SUNBRELLA®
GRADE A




5138 HAMPTON STRIPE
SUNBRELLA®
GRADE A



5156 EXPAND-CITRONELLE
SUNBRELLA®
GRADE A




5159 CHESTERFIELD SKY
OUTDURA®
GRADE A



5160 CHESTERFIELD RUBY
SUNBRELLA®
GRADE A



5161 CHESTERFIELD TAMALE
OUTDURA®
GRADE A




5162 CHESTERFIELD HONEY
OUTDURA®
GRADE A




5164 KINZIE STEEL
OUTDURA®
GRADE A



5165 KINZIE COAL
OUTDURA®
GRADE A




5401 CANVAS PACIFIC BLUE
SUNBRELLA®
GRADE A




5403 JOCKEY RED
SUNBRELLA®
GRADE A


Woven Acrylics - Grade A Cushion and Umbrella Not available for padded sling.




5404 CANVAS NATURAL
SUNBRELLA®
GRADE A



5408 CANVAS BLACK
SUNBRELLA®
GRADE A




5415 CANVAS MELON
SUNBRELLA®
GRADE A




5416 CANVAS ARUBA
SUNBRELLA®
GRADE A




5417 CANVAS TUSCAN
SUNBRELLA®
GRADE A




5421 CANVAS PALM
SUNBRELLA®
GRADE A




5422 CANVAS ANTIQUE BEIGE
SUNBRELLA®
GRADE A



5424 CANVAS SKY
SUNBRELLA®
GRADE A




5425 CANVAS COCOA
SUNBRELLA®
GRADE A




5426 CANVAS CAPRI
SUNBRELLA®
GRADE A




5436 CANVAS BURGUNDY
SUNBRELLA®
GRADE A




5438 CANVAS BUTTERCUP
SUNBRELLA®
GRADE A



5439 CANVAS NAVY
SUNBRELLA®
GRADE A



5446 CANVAS FOREST GREEN
SUNBRELLA®
GRADE A



5452 CANVAS - SAPPHIRE
SUNBRELLA®
GRADE A




5461 CANVAS TAUPE
SUNBRELLA®
GRADE A


Woven Acrylics - Grade A Cushion and Umbrella Not available for padded sling.




5518 FLANNEL
SUNBRELLA®
GRADE A



5549 LUXE CITRON
SUNBRELLA®
GRADE A



5550 LUXE GREY
SUNBRELLA®
GRADE A




5551 LUXE SILVER
SUNBRELLA®
GRADE A




5556 SUNSET PLAID
SUNBRELLA®
GRADE A



5561 ESCAPE PEWTER
SUNBRELLA®
GRADE A



5601 BRAVADA SALSA
SUNBRELLA®
GRADE A



5608 SEVILLE SEASIDE
SUNBRELLA®
GRADE A



5612 BRANNON REDWOOD
SUNBRELLA®
GRADE A



8011 DUPIONE SAND
SUNBRELLA®
GRADE A



8318 LINEN SESAME
SUNBRELLA®
GRADE A

Woven Acrylics - Grade B Cushion and Umbrella Not available for padded sling.




*****253** SUNRAY SEASALT
BELLA DURA®
GRADE B



*****254** SUNRAY SAFFRON
BELLA DURA®
GRADE B




900 DAZZLE WREN
SUNBRELLA®
GRADE B




902 DAZZLE CADET
SUNBRELLA®
GRADE B

***** Not Acrylic** - This is a commercial grade textile created from a proprietary polyolefin solution dyed blended fiber.


Woven Acrylics - Grade B Cushion and Umbrella Not available for padded sling.




2265 JINGA CAPRI
OUTDURA®
GRADE B




2266 JINGA ROYAL
OUTDURA®
GRADE B




2270 NOTION BALTIC
OUTDURA®
GRADE B



5131 PIXEL
SUNBRELLA®
GRADE B



5134 DEEP WATER
SUNBRELLA®
GRADE B



5135 BRIDGE WATER
SUNBRELLA®
GRADE B



5157 SAIL AWAY AQUA
OUTDURA®
GRADE B




5163 STATIC CASHEW
OUTDURA®
GRADE B



5520 MISTY
SUNBRELLA®
GRADE B




5524 SUNSET STRIP
SUNBRELLA®
GRADE B




***5525 BREAKERS SUNSET
BELLA DURA®
GRADE B




5527 CLOONEY BLUEGRASS
OUTDURA®
GRADE B



5528 CLOONEY SULFER
OUTDURA®
GRADE B



5547 DIRECTION STONE
SUNBRELLA®
GRADE B



5548 DIRECTION INDIGO
SUNBRELLA®
GRADE B



5562 DENIM STRIPE
SUNBRELLA®
GRADE B

Woven Acrylics - Grade B
Cushion and Umbrella
Not available for padded sling.



5564 GREY MULTI
OUTDURA®
GRADE B

Woven Acrylics - Grade C Cushion and Umbrella Not available for padded sling.




*****260 ASHWAY**
BELLA DURA®
GRADE C




356 DUPIONE HENNA
SUNBRELLA®
GRADE C




2247 MYSTERY STONE
SUNBRELLA®
GRADE C




2255 METRIX INDIGO
SUNBRELLA®
GRADE C



2257 CONVERSION CITRON
SUNBRELLA®
GRADE C



2261 LACED LAGOON
SUNBRELLA®
GRADE C



2272 RUMOR TURQUOISE
OUTDURA®
GRADE C



3199 PEBBLE BEACH
OUTDURA®
GRADE C



5125 FLURY ONYX
OUTDURA®
GRADE C



5127 PADDOCK PAPRIKA
OUTDURA®
GRADE C



5128 PADDOCK SKY
OUTDURA®
GRADE C



5133 DIVERGE
OUTDURA®
GRADE C



*****5139 BLOSSOM**
BELLA DURA®
GRADE C




*****5140 SHAKER RED**
BELLA DURA®
GRADE C




*****5141 WEATHERLY**
BELLA DURA®
GRADE C

*** Not Acrylic - This is a commercial grade textile created from a proprietary polyolefin solution dyed blended fiber.


Woven Acrylics - Grade C Cushion and Umbrella Not available for padded sling.




5149 LINEN LACE
SUNBRELLA®
GRADE C



5150 LINEN TWEED
SUNBRELLA®
GRADE C



5151 DEPTH-FOSSIL
SUNBRELLA®
GRADE C



5152 DEPTH-PUMICE
SUNBRELLA®
GRADE C



5153 RANDOM CLAY
SUNBRELLA®
GRADE C




5154 RANDOM MINERAL
SUNBRELLA®
GRADE C




5158 ICE SCREEN
OUTDURA®
GRADE C




5554 PRISM PEWTER
SUNBRELLA®
GRADE C




5555 PRISM INDIGO
SUNBRELLA®
GRADE C



5557 CONNECTION
SUNBRELLA®
GRADE C




5565 CARIBBEAN TEAL
OUTDURA®
GRADE C



5566 TEXTURED CORAL
OUTDURA®
GRADE C

Woven Acrylics - Grade D Cushion and Umbrella Not available for padded sling.



5568 BLUE SCREEN
OUTDURA®
GRADE C



*****256** HULA BORAGE
BELLA DURA®
GRADE D




*****257** BLOCKS
BELLA DURA®
GRADE D




2249 INDIGO RAIN
SUNBRELLA®
GRADE D

***** Not Acrylic** - This is a commercial grade textile created from a proprietary polyolefin solution dyed blended fiber.

Woven Acrylics - Grade D Cushion and Umbrella Not available for padded sling.




2250 REVEAL SMOKE
SUNBRELLA®
GRADE D




2251 REVEAL INDIGO
SUNBRELLA®
GRADE D



2252 GEO HEMP
SUNBRELLA®
GRADE D




2253 TREK HEMP
SUNBRELLA®
GRADE D




2254 CRISSCROSS LIME
SUNBRELLA®
GRADE D



2256 CONNECT BLUE
SUNBRELLA®
GRADE D



2263 TOBAGO SEAGLASS
OUTDURA®
GRADE D




2264 ORION AQUA
OUTDURA®
GRADE D



2308 ACCORD JADE
SUNBRELLA®
GRADE D




2309 ACCORD KOI
SUNBRELLA®
GRADE D




3194 GEO NAVY
OUTDURA®
GRADE D




3198 LATTICE NOIRE
OUTDURA®
GRADE D



5126 SPIRO CARBON
OUTDURA®
GRADE D



5129 MELODY SAPPHIRE
OUTDURA®
GRADE D




5130 SPIRO INDIGO
OUTDURA®
GRADE D



5132 FAÇADE BRICK
SUNBRELLA®
GRADE D

*** Not Acrylic - This is a commercial grade textile created from a proprietary polyolefin solution dyed blended fiber.


Woven Acrylics - Grade D Cushion and Umbrella Not available for padded sling.




*****5142 ARIA**
BELLA DURA®
GRADE D



5147 COBBLE INDIGO
SUNBRELLA®
GRADE D



5148 COBBLE GREY
SUNBRELLA®
GRADE D




5155 WEATHERED INDIGO
SUNBRELLA®
GRADE D



5166 DUSTY MIRAGE
OUTDURA®
GRADE D



5529 LUMINARY POTTERY
OUTDURA®
GRADE D



5558 SPIRAL STONE
OUTDURA®
GRADE D




5559 SPIRAL FLAME
OUTDURA®
GRADE D


Stamskin® Zen from Serge Ferrari Only available for premium cushion construction

Faux' leather indoor/outdoor fabric made with Swiss technology.


Vinyl/Imitation Leather - Grade D Cushion Only Not available for padded sling.



5143 WHITE MARBLE
SERGE FERRARI®
GRADE D



5144 LIGHT BEIGE
SERGE FERRARI®
GRADE D



5145 DARK TAUPE
SERGE FERRARI®
GRADE D



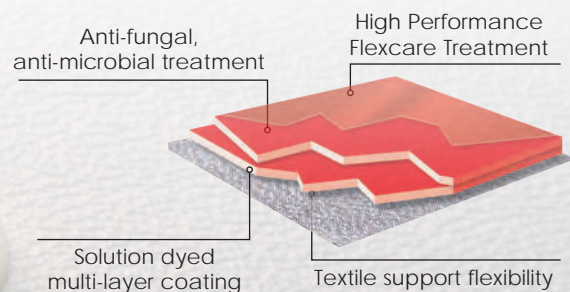
5146 CONCRETE
SERGE FERRARI®
GRADE D

Characteristics

- Waterproof •Very flexible composite structure •Multi-layer coating
- Solution dyed •High performance Flexcare treatment

Benefits

- Protection of foam & fiber from the elements, seat hygiene and durability
- Ease of fabrication, excellent deformation resistance, no folds
- Durability and abrasion resistance - intensive usage
- UV resistance •High resistance to dirt and easy to clean



REPLACEMENT CUSHIONS AND OPTIONAL PADS

ALON



M10011P Premium Dining Chair Pad
20.5" x 39.5" x 1.25"
Fits M81001, M81007, M81014, M81014B



M10012P Premium Lounge Chair Pad
27" x 41.75" x 1.25"
Fits M81002, M18003, M81022



M10009P Premium Chaise Pad
27.5" x 84.75" x 1.25"
Fits M81009



M1881P Premium Seat Pad
20.5" x 19.5" x 1.25"
Fits M81001, M81007, M81014, M81014B



M1882P Premium Lounge Chair Seat Pad
27" x 20.25" x 1.25"
Fits M81002, M18003, M81022



M1888P Premium Ottoman Seat Pad
24" x 21" x 1.25"
Fits M81008

*ARRAY



M1309 Lounge Chair Cushion Set
M1307 Seat
24.5" x 26.5" x 7"
M1306 Back
9.5" x 32.25" x 13.5"
M1308 Arm (one arm - takes two per chair)
23.75" x 4.25" x 14"
Fits M31004
M1307P Premium Seat Cushion



M1312 Armless Sectional Set
M1311 Seat
26.5" x 27" x 7"
M1310 Back
9" x 27.5" x 9.5"
Fits M31002
M1311P Premium Seat Cushion



M1313 Quarter Round Ottoman
33.5" x 33.5" x 7"
Fits M31038
M1313P Premium Ottoman Cushion




M1314 Square Ottoman Cushion
33.5" x 33.5" x 7"
Fits M31008
M1314P Premium Ottoman Cushion



M1319 Square Corner Cushion Set
M1316 Back Right Cushion
9.5" x 31" x 9.5"
M1317 Square Corner Seat
27" x 27.5" x 7"
M1315 Back Left Cushion
9.5" x 31" x 9.5"
Fits M31032
M1317P Premium Seat Cushion



M1320 Lounge Chair Ottoman Cushion
20" x 23.5" x 7"
Fits M31028
M1320P Premium Seat Cushion



M1323 Circular Corner Cushion Set
M1322 Seat
27" x 27" x 7"
M1321 Back
9" x 48" x 9.5"
Fits M31033
M1322P Premium Seat Cushion



M1324 Circular Ottoman Cushion
33.5" x 59.5" x 7"
Fits M31058
M1324P Premium Ottoman Cushion



M1328 Curved Double Segment Cushion Set
M1327 Seat
27.5" x 54.5" x 7"
M1325 Back Right Cushion
7.5" x 30" x 9.5"
M1326 Back Left Cushion
7.5" x 30" x 9.5"
Fits M31052
M1327P Premium Seat Cushion



M1329 Double Left/Right Arm Segment Cushion Set
M1317 Seat
27" x 27.5" x 9.5"
M1315 Back Left Cushion
9.5" x 31" x 9.5"
M1316 Back Right Cushion
9.5" x 31" x 9.5"
M1317P Premium Seat Cushion



M1304 Double Chaise Cushion 3-Piece Set
M1301 Seat
48.5" x 50.5" x 4"
M1303 Back Left Cushion
24.5" x 4" x 31.5"
M1302 Back Right Cushion
24.5" x 4" x 31.5"
Fits M31085CS
M1301P Premium Seat Cushion

*To order a Premium Replacement Cushion Set add "P" at the end of the replacement set SKU. Example M1707P

***BISTRO BELLANO**



M1826 Seat Pad
20.5" x 18.25" x 3.25"
Fits M5001, M5001A,
M5014, M5014A,
M5014B, M5014BA
M1826P Premium Seat Pad



M1845 Chair Pad
19.5" x 20" x 3.5"
Fits M5601, M5601A,
M5605, M5605B,
M5607
M1845P Premium Chair Pad



M1849 Stool Pad
19" x 16" x 2"
Fits M5694, M5694B
M1849P Premium Stool Pad



M1846 Side Bench Pad
64" x 18.5" x 3.5"
Fits M9665-BE
M1846P Premium Side
Bench Pad



M1847 End Bench Pad
29.5" x 18.5" x 3.5"
Fits M9630-BE
M1847P Premium End Bench Pad

***COEUR D'ALENE**

M1916 Sofa Set (8 pieces) Set equals (2) M1863, (1) M1852



M1852 Armless Chair
and Sofa Center Set
M1850 Seat 25" x 31.5" x 7.5"
M1851 Back 20.5" x 31" x 6"
Fits M74002C (Also fits M74003C
center seat and back)
M1850P Premium Seat Cushion



M1863 Left/Right End Chair & Sofa Set
M1853 Seat 25" x 25" x 7.5"
M1851 Back 20.5" x 31" x 6"
M1855 Arm 17" x 25" x 6"
Fits M74035C, M74003C, M74022C
M1915 Stationary Love Seat
Set (6 pieces)
A set equals (2) M1863
M1853P Premium Seat Cushion



M1859 Square Corner Set
M1853 Seat 25" x 25" x 7.5"
M1858 Back 20.5" x 30" x 6"
Fits M74032C
M1853P Premium Seat Cushion



M1862 Curved Corner Set
M1860 Seat 24.5" x 24.5" x 7.5"
M1861 Back 20.5" x 40.5" x 6"
Fits M74033C
M1860P Premium Seat Cushion



M1856 Lounge Chair Set
M1853 Seat 25" x 25" x 7.5"
Fits M74004C, M74032C,
M74035C
M1854 Back 20.5" x 31" x 6"
M1855 Arm 17" x 25" x 6"
Fits M74004C
M1853P Premium Seat Cushion



M1867 Dining Chair -
Two Piece Set
M1865 Seat 19.5" x 20" x 2"
M1866 Back 20" x 14" x 2"
Fits M74001C, M74001AC,
M74014C, M74014AC,
M74014BC, M74014BAC
M1865P Premium Seat Pad



M1857 Square Ottoman
32" x 32" x 7.5"
Fits M74008C
M1857P Premium Ottoman
Cushion



M1864 Curved Ottoman
32" x 32" x 7.5"
Fits M74038C
M1857P Premium Curved
Ottoman Cushion



M1869 Garden Stool Pad
18.5" x 16.5" x 2.5"
Fits M74061C
M1869P Premium Garden
Stool Pad



M1870 Bench Pad (Single)
28.5" x 16.5" x 2.5"
Fits M74065C
M1870P Premium Bench Pad

***To order a Premium Replacement Cushion Set add "P" at the end of the replacement set SKU. Example M1707P**

***EDGE**



M1959 Circular Corner Chair Cushion Set
M1957 Armless Single Unit - Two Piece Set
 Seat 36.5" x 36.5" x 9"
M1958 Back 52" x 17" x 25"
 Fits M34033
M1957P Premium Seat Cushion



M1961 Armless Chair Cushion Set
M1953 Seat 36.5" x 36.5" x 9"
M1960 Back 37" x 10.5" x 25"
 Fits M34002
M1953P Premium Seat Cushion



M1962 Square Ottoman Cushion
 36.5" x 36.5" x 9"
 Fits M34008
M1962P Premium Ottoman Cushion



M1956 Square Corner Chair Cushion Set
M1953 Seat 36.5" x 36.5" x 9"
M1955 Left Back 37" x 10.5" x 25"
M1954 Right Back 37" x 10.5" x 25"
 Fits M34032
M1953P Premium Seat Cushion



M1957 Circular Ottoman Cushion
 36.5" x 36.5" x 9"
 Fits M34038
M1957P Premium Ottoman Cushion



M1965 Circular Outside Corner Cushion Set
M1963 Seat 62.5" x 37.5" x 9"
M1964 Back 23.5" x 12.5" x 25"
 Fits M34034
M1963P Premium Seat Cushion

***LANTANA**



M1927 Lounge Chair
 Two Piece Set
M1925 Seat 24.5" x 25.5" x 7"
M1926 Back 24.5" x 17" x 7.5"
 Fits M75004
M1925P Premium Seat Cushion



M1928 Ottoman Cushion
 23.5" x 23" x 6"
 Fits M75008
M1928P Premium Ottoman Cushion



M1934 Armless/Arm Chair,
 L/R Two Piece Set
M1932 Seat 28.5" x 26" x 7"
M1933 Back 28.5" x 17" x 7.5"
 Fits M75002, M75035L, M75035R
M1932P Premium Seat Cushion



M1938 Corner Chair Square
 Three Piece Set
M1935 Seat 26" x 26" x 7"
M1936 Back (Long) 32.5" x 17" x 7.5"
M1937 Back (Short) 27" x 17" x 7.5"
 Fits M75032
M1935P Premium Seat Cushion



M1947 Optional Dining Chair Pads Set
 Two Piece Set
M1945 Seat 18" x 19" x 2"
M1946 Back 18" x 17" x 2"
 Fits M75001, M75014, M75014B
M1945P Premium Pad



M1952 Grande Lounger
 Ottoman Cushion
 60.5" x 30" x 7.5"
 Fits M75068
M1952P Premium Cushion



M1951 Grande Lounger Cushion
 Two Piece Set
M1949 Seat 60" x 26.5" x 7.5"
M1950 Back 59.5" x 7.5" x 18"
 Fits M75062
M1949P Premium Cushion



M1948 Lantana Chaise
 Pad Lounge
 79.5" x 23.5" x 4"
 Fits M75009
M1948P Premium Cushion



M1966 Chaise Lounge
 Head Pillow
 10" x 19.5" x 5"
 Fits M75009

M1924 Sofa Set (2)M1929, (2)M1930, (1)M1922, (1)M1923
M1931 Love Seat (2)M1929, (2)M1930



M1931 Love Seat - Two Piece Set
M1929 Seat 24.5" x 24.5" x 7"
M1930 Back 24.5" x 17" x 7.5"
 Fits M75003, M75022
M1929P Premium Cushion



M1922 Center Seat 24.5" x 23" x 7"
M1923 Center Back 24.5" x 17" x 7.5"
 Fits M75003
M1922P Premium Cushion

***To order a Premium Replacement Cushion Set add "P" at the end of the replacement set SKU. Example M1707P**

***MADERO**



M1504 H.B. Dining Cushion - Two Piece Set
M1502 Seat 22" x 23.5" x 7"
M1503 Back 25" x 23.5" x 6.5"
 Fits M26001, M26014, M26014B
M1502P Premium Cushion



M1507 Lounge Cushion - Two Piece Set
M1505 Seat 24" x 24.5" x 7.5"
M1506 Back 22.5" x 24" x 6"
 Fits M26002, M26003, M26022
M1505P Premium Cushion



M1509 Chaise Cushion
 77.5" x 26" x 6.5", 51" Hinge
 Fits M26009R
M1509P Premium Cushion




M1508 Ottoman Cushion
 23" x 25" x 6"
 Fits M26008
M1508P Premium Cushion



M1638 Double Chaise Cushion - Three Piece Set
M1635 Seat 51" x 50" x 8"
M1636 Right Back 25" x 26" x 6.5"
M1637 Left Back 25" x 26" x 6.5"
 Fits M26069R
M1635P Premium Cushion

MAGNOLIA



M1122P Club Chair Cushion - Two Piece Set
M1110P Premium Seat 23.5" x 23" x 4"
M1111 Back 23.5" x 17" x 3.5"
 Fits 7023W8-CCP, 7023W8-LCP, 7023W8-SFP



M1113P Premium Ottoman Cushion
 23.5" x 23" x 4"
 Fits 7023W-OTP



M1891P Premium Seat Pad
 19.5" x 20.5" x 1.25"
 Fits M82001, M82007, M82010, M82014, M82014B



M10013P Premium Chaise Pad
 25" x 83" x 1.25"
 Fits M82009

SEASCAPE

***NEXUS**



M1701 Seat Pad
 21" x 19.5" x 3.5"
 Fits M77001, M77001D, M77093, M77093B, M77093BD
M1701P Premium Cushion



M1710 Chaise Head Pillow
 27" x 9.5" x 5"
 Fits M77009, M77069, M77009D, M77069D



M1972 Barrel Chair Cushion
 25" dia. x 3.5"
 Fits M77081, M77081D
M1972P Premium Cushion



M1971 Side Table/Stool Cushion
 17.5" dia. x 2.5"
 Fits M77086, M77086D
M1971P Premium Cushion

***To order a Premium Replacement Cushion Set add "P" at the end of the replacement set SKU. Example M1707P**



- M1707** Corner Sectional Set
- M1760** Corner Sectional Seat
26.5" x 26.5" x 5"
- M1705** Corner Sectional Long Back
14" x 31.25" x 4"
- M1706** Corner Sectional Short Back
14" x 28" x 4"
- Fits M77032, M77032D
- M1760P** Premium Cushion



- M1704** Armless Sectional Set
- M1702** Armless Sectional Seat
26.5" x 26.5" x 5"
- M1703** Armless Sectional Back
26.5" x 14" x 4"
- Fits M77002, M77022, M77022A, M77004, M77002D, M77022D, M77022AD, M77004D, M77003, M77003D
- M1702P** Premium Cushion



- M1708** Ottoman Sectional Seat
26.5" x 26.5" x 5"
- Fits M77008, M77008D
- M1708P** Premium Cushion



- M1709** Chaise Lounge Pad - One Piece
80" x 27" x 3.5", 51" Hinge
- Fits M77009, M77009D, M77069, M77069D
- M1709P** Premium Cushion



- M1970** Backless Bar Stool Seat Pad
21.5" x 18.5" x 3.5"
- Fits M77094, M77094B, M77094D, M77094BD
- M1970P** Premium Cushion



- M1944** Ultra Ottoman Cushion
51" x 28" x 5.5"
- Fits M77088, M77088D
- M1944P** Premium Cushion



- M1943** Ultra Lounge Cushion
51" x 29" x 5.5"
- Fits M77082, M77085, M77082D, M77085D
- M1943P** Premium Cushion



- M1942** Grande Lounger Ottoman
51" x 34" x 5.5"
- Fits M77068
- M1942R** Grande Lounger Ottoman
52" x 34" x 5.5"
- Fits M77068D, M77068R
- M1942P** Premium Cushion
- M1942RP** Premium Cushion



- M1941R** Grand Lounger Cushions Set
- M1939R** Seat 52" x 27" x 5.5"
- M1940R** Back 51.5" x 15" x 5"
- Fits M77062R, M77062D
- M1939RP** Premium Cushion



- M1941** Grand Lounger Cushions Set
- M1939** Seat 51" x 27" x 5.5"
- M1940** Back 50.5" x 15" x 5"
- Fits M77062
- M1939P** Premium Cushion



- M1711** Quarter Ottoman Cushion
34" x 34" x 4.5"
- Fits M77038
- M1711P** Premium Cushion



- M1716** Quarter Circle with Back Cushion Set
- M1713** Seat Left Cushion
25.5" x 45.5" x 4.5"
- M1712** Back Left Cushion
7.5" x 48" x 14.5"
- M1715** Seat Right Cushion
4.5" x 45.5" x 25.5"
- M1714** Back Right Cushion
7.5" x 48" x 14.5"
- Fits M77033
- M1713P** Premium Cushion
- M1715P** Premium Cushion



- M1720** Quarter Circle without Back Cushion Set
- M1717** Seat Left
34" x 49" x 27"
- M1719** Seat Right
34" x 49" x 27"
- Fits M77030
- M1717P** Premium Cushion
- M1719P** Premium Cushion

*To order a Premium Replacement Cushion Set add "P" at the end of the replacement set SKU. Example M1707P

*SOUTHERN CAY



- M1752** Dining Cushion - Two Piece Set
M1750 Seat 22" x 23" x 4"
M1751 Back 19.5" x 23" x 4"
 Fits M36001
M1750P Premium Cushion



- M1755** Lounge Cushion - Two Piece Set
M1753 Seat 25" x 26" x 5"
M1754 Back 19.5" x 26" x 5"
 Fits M36002, M36003, M36022
M1753P Premium Cushion



- M1759** Ottoman Cushion
 22.5" x 23" x 4"
 Fits M36008
M1759P Premium Cushion



- M1758** Chaise Lounge Cushion - Two Piece Set
M1756 Seat 50.5" x 25" x 3.5"
M1757 Back 33" x 25" x 3.5"
 Fits M36009
M1756P Premium Cushion

*SOUTHERN CAY MODULAR



- M1804** Armless Single Unit - Two Piece Set
M1802 Seat 33.5" x 35" x 7"
M1803 Back 10" x 35" x 12"
 Fits M35002, M35022
M1802P Premium Cushion




- M1807** Lounge Cushion with Arms - Two Piece Set
M1805 Seat 30" x 30" x 6"
M1806 Back 10" x 31" x 12"
 Fits M35004
M1805P Premium Cushion



- M1811** Corner Unit - Three Piece Set
M1816 Seat 33.5" x 35.5" x 7"
M1809 Right Back 10" x 35" x 12"
M1810 Left Back 10" x 35" x 12"
 Fits M35032
M1816P Premium Cushion



- M1814** Circular Corner Unit - Two Piece Set
M1812 Seat 33.5" x 33.5" x 6"
M1813 Back 10.5" x 46" x 12"
 Fits M35033
M1812P Premium Cushion



- M1808** Square Ottoman
 35" x 35" x 6"
 Fits M35008
M1808P Premium Cushion



- M1815** Circular Ottoman
 35" x 35" x 6"
 Fits M35038
M1815P Premium Cushion



- M1819** Quarter Circle with Back Cushion Set
M1817 Seat 52.5" x 33" x 6"
M1818 Back 50.5" x 8.25" x 12"
 Fits M35034
M1817P Premium Cushion

STRUCTURE



- M1342** Lounge Chair Cushion Set
M1340 Seat 23.375" x 24.75" x 5.75"
M1341 Back 20.5" x 24.75" x 7.5"
 Fits M28002, M28022, M28003
M1340P Premium Cushion



- M1343** Lounge Ottoman Cushion
 25.5" x 24.75" x 5.75"
 Fits M28008
M1343P Premium Cushion



- M1344P** Chaise Lounge Cushion Set
 79" x 29" x 4.5"
 Fits M28009
M1344P Premium Cushion

*To order a Premium Replacement Cushion Set add "P" at the end of the replacement set SKU. Example M1707P

***VIBE**



M1244 Lounge Cushion Set
M1243 Seat 26" x 26" x 6"
M1242 Back 12" x 26" x 6"
 Fits M32004, M32002, M32003
 M32022, M32035L, M32035R
M1243P Premium Cushion



M1252 Right Corner Unit Cushion Set
M1251 Seat cushion 26" x 26" x 6"
M1250 Arm cushion 12" x 25.5" x 6.5"
M1249 Back cushion 12" x 25.5" x 6.5"
 Fits M32032R
M1251P Premium Cushion



M1256 Left Corner Unit Cushion Set
M1255 Seat cushion 26" x 26" x 6"
M1254 Arm cushion 12" x 25.5" x 6.5"
M1253 Back cushion 12" x 25.5" x 6.5"
 Fits M32032L
M1255P Premium Cushion



M1245 Chaise Lounge Cushion Set
 78" x 25.5" x 3.5"
 49.5" Hinge
 Fits M32009
M1245P Premium Cushion



M1248 Ottoman
 26.5" x 27.5" x 5.5"
 Fits M32008
M1248P Premium Cushion

UNIVERSAL PILLOWS



M985 Throw Pillow
 18" Square
 with Welt
 18" x 18" x 6"



M987 Throw Pillow
 16" Square
 with Welt
 16" x 16" x 6"



M991 Throw Pillow
 14" Square
 with Welt
 14" x 14" x 6"



M993 Throw Pillow
 24" Square
 with Welt
 24" x 24" x 10"



M984 Throw Pillow
 18" Square
 without Welt
 18" x 18" x 6"



M986 Throw Pillow
 16" Square
 without Welt
 16" x 16" x 6"



M990 Throw Pillow
 14" Square
 without Welt
 14" x 14" x 6"



M992 Throw Pillow
 24" Square
 without Welt
 24" x 24" x 10"



M988 Lumbar Pillow
 10" x 24" Lumbar
 without Welt
 10" x 24" x 6"



M989 Lumbar Pillow
 10" x 24" Lumbar
 with Welt
 10" x 24" x 6"



M999 Chaise Lounge Head Pillow
 10" x 24" x 6"
 Two wrap-around velcro straps
 For sling and strap Chaises only

*To order a Premium Replacement Cushion Set add "P" at the end of the replacement set SKU. Example M1707P

REGULAR FURNITURE MAINTENANCE

Fine outdoor furniture deserves exceptional care. Texacraft aluminum outdoor furniture can be enjoyed for many years when well maintained. Wash the furniture with a solution of mild detergent and water, rinse with clear water and dry thoroughly. A clear automobile wax can be applied to smooth frame finishes to provide better protection against harmful ultraviolet exposure and salt air. DO NOT use any kind of wax, abrasive materials or strong detergents on select finishes.

To vinyl, strap and sling seating surfaces, apply a quality vinyl protectant to guard against the effects of air pollution, salt air build-up, and mildew growth. Wash outdoor cushions with a solution of mild detergent and water and thoroughly rinse with clear water. Allow cushions to air dry completely.

For best protection, perform this maintenance two to three times a year, although these durable materials can be safely cleaned as often as desired.

Light stains can be removed with a solution of mild detergent and water, rinsed with clear water and dried thoroughly. Mildew and heavy stains can be removed with a quality commercial outdoor furniture cleaner and protectant.

Note: Some suntan and sun block products may be harmful to cushions, sling and vinyl and straps. Do not allow such products to come in contact with any seating surfaces to avoid deep penetrating stains, which are not covered under warranty.

Do not steam or use water at temperatures above 100°F when washing.

Note: Be careful to keep the cleaner from contact with the cushions of your furniture, as it will cause discoloration. Do not use bleach on printed acrylic fabrics. Do not use solvent-type materials on woven vinyl, woven blend or ultra woven blend fabrics as they will damage the yarns. Do not use chlorine based cleaners.

TERMS AND CONDITIONS

Prices

All unit prices and discounts are subject to change without notice.

Routing

Unless specific routing is requested, all shipments will be routed at the discretion of our traffic department.

Claims

If there is apparent damage to the containers and furniture, this must be noted on the freight bill at the time of delivery. If concealed damage and/or shortages to containers is discovered when cartons are unpacked, the common carrier must be notified immediately and a claim form filed to collect damages. All damages and/or shortages must be reported within fifteen (15) days of delivery.

Returns

No returns will be accepted unless authorized in advance by the factory and returned freight prepaid. Special return authorization labels must be utilized on all returns.

Rights Reserved

We may, from time to time, make changes in some items we offer. Texacraft® reserves the right to make product changes in design, material and specification or to make product changes without incurring liability or obligation with reference to similar products previously manufactured.

WARRANTY

Refer to website or contact your sales representative for further information.

GREEN STATEMENT

As global awareness grows in the importance of protecting our planet, Texacraft®, as part of Brown Jordan International, Inc., is continually seeking opportunities to move forward in our efforts of environmental responsibility. Refer to website or contact your sales representative for further information.

Texacraft® reserves the right to make minor design changes or modifications and to discontinue finish color, strap color, fabrics or styles without notice. Measurements given are approximate.

©2020 Winston Furniture Company of Alabama. All rights reserved.



Select Locations Photography

The Ogden Luxury Condominiums, Downtown Las Vegas, Nevada
Foundation Room, Las Vegas, Nevada • The Revere Golf Club, Henderson, Nevada
The LINQ Promenade, Las Vegas, Nevada

Hotel Valley Ho, Scottsdale, Arizona • Mountain Shadows, Paradise Valley, Arizona
Andaz Scottsdale Resort and Spa, Scottsdale, Arizona.

Villa Serena at Blue Sea, Private Residence, San Jose del Cabo, Mexico
Marquis Los Cabos, San Jose del Cabo, Baja California Sur, Mexico
Tesoro Resort, Los Cabos, Baja California Sur, Mexico
Villa Pacific West, Private Residence, Pedregal, Cabo San Lucas, Mexico
Welk Resort Cabo Sirena del Mar, Cabo San Lucas, Baja California Sur, Mexico
Pueblo Bonito Rose Golf & Spa, Cabo San Lucas, Baja California Sur, Mexico
JUHL Private Residences, Las Vegas, Nevada

Coeur d'Alene Resort - Coeur d'Alene, Idaho SouthShore Golf Club - Lake Las Vegas, Nevada
Cleveland Clinic Lou Ruvo Center for Brain Health, Keep Memory Alive Event Center - Las Vegas, Nevada
Viera Condominiums - Lake Las Vegas, Henderson, Nevada The Lake Club - Lake Las Vegas, Henderson, Nevada
VideoPoker.com - Las Vegas, Nevada Southern Highlands Golf Club - Las Vegas, Nevada
Dragon Ridge Golf Club - Henderson, Nevada The Smith Center for Performing Arts - Las Vegas, Nevada
SkyHouse Houston - Houston, Texas SkyHouse Orlando - Orlando, Florida
Loews Don CeSar Hotel - St. Pete Beach, Florida
Tivoli Village - Las Vegas, Nevada Mathews Manor - Springville, Alabama

Los Veneros Residences, Pacifico Building, Punta Mita, Nay., Mexico
Alamar, in the town of La Cruz de Huanacaxtle at the Riviera Nayarit, Mexico
www.Alamar-Vallarta.com
La Tranquila Breath Taking Resort & Spa, Punta de Mita-Litibu, Punta Mita, Mexico
Four Seasons Resort, Punta Mita, Mexico • Restaurant, Sayulita, Mexico
Bolongo Premium Beach Properties, Punta De Mita, Mexico
Aura Arena Blanca, La Cruz de Huanacaxtle, Nayarit, Mexico
Casa China Blanca, Private Residence, Punta De Mita, Mexico

Special Thanks to North Shore Realty, Punta Mita, Mexico. NorthShoreRealty.com

The information in this catalog is presented as accurately as possible.
Any information deemed incorrect is the result of human error and was unintentional.



Main Sales Office
1396 NE 20th Avenue #300 Ocala FL 34470
Phone 800.327.1541 Fax 352.368.2471

8600 Gateway East Unit D El Paso, TX 79907
Phone 800.231.9790

texacraft.com

