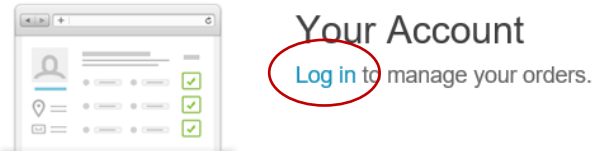




Eventbrite: Ticket Type Modification Instructions


INSTRUCTIONS

1. Open the registration confirmation email, scroll to the bottom and log into your account:

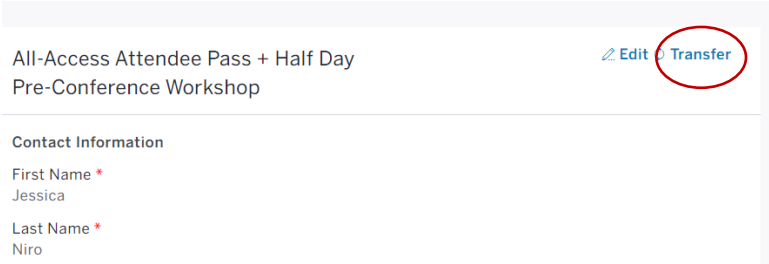


If you can't locate your confirmation email, you can login through [Eventbrite.com](https://www.eventbrite.com).

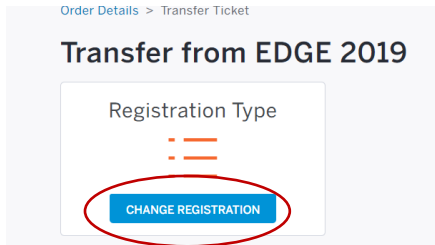
2. Click on EDGE 2019 event:



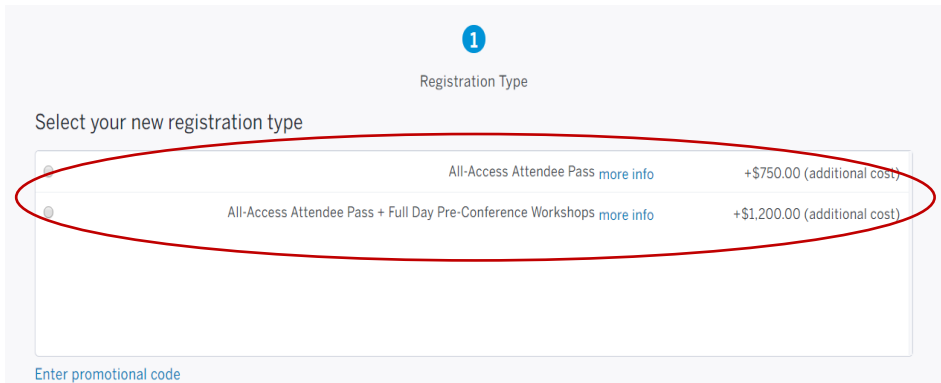
3. Click "transfer" next to the ticket you'd like to make changes to:



4. Click "Change Registration"



5. Select session you would like to update



6. Pay difference between ticket type