

PORCELAIN SLABS AND SURFACES



YOUR LIGHT WEIGHT, STAIN PROOF, UV RESISTANT,
PORCELAIN SOLUTION FOR ANY APPLICATION



Bathroom



Kitchen



Outdoor Furniture



Indoor Furniture



Boat Interiors



Wall Cladding



Hospitality



Elevator



RV



Planters



Floors



Walls



Thin porcelain material is so innovative that it breaks down the barriers between surfaces for architecture and furnishing. This stunning collection is a technical ceramic featuring large sizes and low thickness slabs and large format tiles with the characteristics of porcelain stoneware.

These large size slabs and tile formats are suitable for any flooring or walls, but also for dressing a design. It can be used in a wide range of surfaces, from the walls of a skyscraper to a garden table. These slabs of exceptional beauty and versatility do not fear the ravages of time. Applicable both for Indoor and Outdoor surfaces, it's physical properties are resistant to wear, frost, stain and weather.

Slabs are offered in a very rich variety of textural effects so as to always find the right uncompromising inspiration. Each material is a prototype of beauty: marble, onyx, metal, stone, wood, concrete.

The freedom to design grows with the wide variety of options and solutions offered such as 30x30 large format tiles or foam backed and mitred slabs to recreate the look of a 3cm thick countertop.

The mission of these products is to reproduce the beauty of natural surfaces adding limitless creativity and design solutions such as Book-Matching. The Book-Matching technique is a unique effect of mirroring the veins of certain marble surfaces into two separate slabs. This effect is definitely rare in nature and precious as it requires special processing, starting out from particular selected blocks. These prototypes of "ideal" beauty, set aside so far for luxury buildings, are now available on a continuous basis thanks to our avant-garde technology.



index

Fabrication 03

Marble Inspiration 04

Roads Inspiration 46

Metal Inspiration 88

Stone Inspiration 122

Wood Inspiration 142



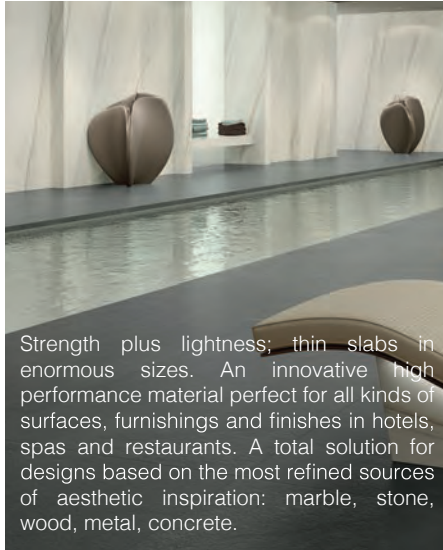
APPLICATIONS

WALL CLADING




The high aesthetic and technical qualities of UNLIMITED make the slabs particularly suitable for the covering of ventilated facades, guaranteeing the utmost resistance and respect for the environment even in large sizes.

HOTEL AND WELLNESS



Strength plus lightness; thin slabs in enormous sizes. An innovative high performance material perfect for all kinds of surfaces, furnishings and finishes in hotels, spas and restaurants. A total solution for designs based on the most refined sources of aesthetic inspiration: marble, stone, wood, metal, concrete.

INDOORS/OUTDOOR FURNITURE




Extraordinary surfaces: to cover worktops and kitchens of any shape and size, for bathroom vanity top, also with washbasin covering. For visible surfaces of drawers, furniture doors, cabinets and tables. Can be machined on the edges. Matching floors, coverings and stairs.

BOAT INTERIORS




Lightness and strength: thin slabs in huge sizes. An innovative, dependable high performance material perfect for coordinating floors, walls and furnishings on prestigious boats and cruise ships. Extraordinarily beautiful big slabs are perfect for bathrooms, living rooms, bedrooms, restaurants and public spaces. An extraordinary variety of aesthetic motifs offers a choice of top quality interpretations of the material: marble, stone, wood, metal and concrete looks.

FLOORS AND WALLS



Versatile and multi-functional thanks to the broad range of available sizes and colours, with a thickness of just 6 mm, UNLIMITED is the perfect solution for floors and walls.

DOORS



Slim and strong, versatile and unique, the broad range of UNLIMITED products is perfect to cover even flush-fit doors in refined and prestigious venues, offering a continuous effect with the surrounding surfaces.

KITCHEN AND BATHROOM



Strength plus lightness, thin slabs in huge sizes. An innovative high performance material perfect for covering custom-designed and mass-produced furnishings: benches, indoor and outdoor plant pots, tables, doors, closets, reception desks, all perfectly coordinated with floor and wall coverings. A dependable, high quality solution offering the added value of inspiration by a vast choice of prestigious materials: marble, stone, wood, metal and cement looks.

SERVICES

Floor + Wall Fabrication



Counter Top Fabrication



Top Zero Sinks



Foam Backed Slabs

fabrication



Trusted manufacturers globally sourced by

 oceanside | A+D
GLASS & TILE

foam-backed 6mm porcelain slabs

manufacturing process

SAWING

The slabs are loaded on a bridge saw, that was previously equipped with a porcelain diamond blade, and cut to shape into individual pieces. At this stage, the slabs still have the material for the aprons attached, to allow for book - matching of the veins from the surface of the counter into the front apron.

MITERING

The individual pieces are mitered using a special mitering saw. The aprons are detached from the main pieces.

WATER-JET

All pieces that need holes or cut-outs are moved to the water-jet cutting machine, where they get recut using a high pressure stream of water and abrasive.

LAMINATING AND FINISHING













All aprons are laminated to their correspondent piece. Pieces are checked and re-finished where and when needed. At the end of this stage, all pieces are ready to be delivered and installed.







MARBLE INSPIRATION

MARBLE INSPIRATION | COLOR RANGE



BOOK-MATCHED SLABS





THASSOS

Size	Special Order Sizes	Thickness	Finish
120x60	120x40 / 60x60 / 60x40 / 60x30 / 40x40 / 30x30 / 30x15	6 mm	Polished / Honed



Foam-Backed Slabs



Thassos - 120x60 Full Slab



CALACATTA

Size	Special Order Sizes	Thickness	Finish
120x60	120x40 / 60x60 / 60x40 / 60x30 / 40x40 / 30x30 / 30x15	6 mm	Polished / Honed



Bookmatched



Foam-Backed Slabs



Slight Variation




Calacatta - 120x60 Full Slab

CALACATTA

BOOKMATCHED

SLAB
A






SLAB
B



BLUE DE SAVOIE

Size	Special Order Sizes	Thickness	Finish
120x60	120x40 / 60x60 / 60x30 / 30x30 / 30x15	6 mm	Polished / Honed





Blue de Savoie - 120x60 Full Slab



TRAVERTINO

Size	Special Order Sizes	Thickness	Finish
120x60	60x60 / 60x30 / 30x30 / 30x15	6 mm	Polished



Foam-Backed Slabs



Slight Variation



Travertino - 120x60 Full Slab



CREMA MARFIL

Size	Special Order Sizes	Thickness	Finish
120x60	120x40 / 60x60 / 60x40 / 60x30 / 40x40 / 30x30 / 30x15	6 mm	Polished / Honed



Foam-Backed Slabs



Slight Variation



Crema Marfil - 120x60 Full Slab



ONICE ORO

Size	Special Order Sizes	Thickness	Finish
120x60	60x60 / 60x30 / 30x30 / 30x15	6 mm	Polished



Foam-Backed Slabs



Slight Variation



Onice Oro - 120x60 Full Slab

ONICE PERLA

Size	Special Order Sizes	Thickness	Finish
120x60	60x60 / 60x30 / 30x30 / 30x15	6 mm	Polished



Foam-Backed Slabs



Slight Variation



Onice Perla - 120x60 Full Slab

BIANCO VENATO

Size	Special Order Sizes	Thickness	Finish
120x60	60x60 / 60x30 / 30x30 / 30x15	6 mm	Polished



Bookmatched



Foam-Backed Slabs



Slight Variation



Bianco Venato - 120x60 Full Slab

BIANCO VENATO

BOOKMATCHED

SLAB
A





SLAB
B



MARBLETECH WHITE

Size	Thickness	Finish
48x96	6.5 mm	Polished



Foam-Backed Slabs



Slight Variation



Marbletech White - 48x96 Full Slab



CALACATTA 6.5

Size	Thickness	Finish
48x96	6.5 mm	Polished



Foam-Backed Slabs



Slight Variation



Calacatta - 48x96 Full Slab



WHITE GREY

Size	Thickness	Finish
60x120	6 mm	Polished / Honed

DYNAMIC **HD** IMAGING®
HIGH DEFINITION INKJET PORCELAIN



Foam-Backed Slabs



Slight Variation



White Grey - 60x120 Full Slab



OPTIMUM WHITE

Size	Thickness	Finish
60x120	6 mm	Polished / Honed

DYNAMIC **HD** IMAGING®
HIGH DEFINITION INKJET PORCELAIN



Foam-Backed Slabs



Slight Variation



Optimum White - 60x120 Full Slab



ESSENTIAL GREY

Size	Thickness	Finish
60x120	6 mm	Polished / Honed

DYNAMIC **HD** IMAGING®
HIGH DEFINITION INKJET PORCELAIN



Foam-Backed Slabs



Slight Variation



Essential Grey - 60x120 Full Slab



TRAVERTINO CLASSICO

Note: Special Order Item

Sizes	Thickness	Finish
120x60 / 60x60 / 60x30 / 30x30 / 30x15	6 mm	Polished / Honed



Foam-Backed Slabs



Slight Variation



Travertino Classico - 120x60 Full Slab



BIANCO LASA

Note: Special Order Item

Sizes	Thickness	Finish
120x60 / 60x60 / 60x30 / 30x30 / 30x15	6 mm	Polished / Honed



Foam-Backed Slabs



Slight Variation



Bianco Lasa - 120x60 Full Slab



ARABESCATO

Note: Special Order Item

Sizes	Thickness	Finish
120x60* / 60x60 / 60x30 / 30x30 / 30x15	6 mm	Polished / Honed



*Bookmatched



Foam-Backed Slabs



Slight Variation



Arabescato - 120x60 Full Slab

ARABESCATO

BOOKMATCHED

SLAB
A





SLAB
B



ARABESCATO LIGHT

Note: Special Order Item

Sizes	Thickness	Finish
120x60 / 60x60 / 60x30 / 30x30 / 30x15	6 mm	Polished



Foam-Backed Slabs



Slight Variation



Arabescato Light - 120x60 Full Slab



BLACK VENATO

Note: Special Order Item

Sizes	Thickness	Finish
120x60 / 60x60 / 60x30 / 30x30 / 30x15	6 mm	Polished



Foam-Backed Slabs



Slight Variation



Black Venato - 120x60 Full Slab



STATUARIO LIGHT

Note: Special Order Item

Sizes	Thickness	Finish
120x60 / 60x60 / 60x30 / 30x30 / 30x15	6 mm	Polished



Foam-Backed Slabs



Slight Variation



Statuario Light - 120x60 Full Slab



EXTRA WHITE

Note: Special Order Item

Sizes	Thickness	Finish			
120x60* / 60x60 / 60x30 / 30x30 / 30x15	6 mm	Polished / Honed	*Bookmatched	Foam-Backed Slabs	Slight Variation



Extra White - 120x60 Full Slab

EXTRA WHITE

BOOKMATCHED

SLAB
A












SLAB
B



CEMENT INSPIRATIONS

CEMENT INSPIRATION | COLOR RANGE





TABOR

Size	Thickness	Finish
48x96	6.5 mm	Natural



Foam-Backed Slabs



Slight Variation



Tabor - 48x96 Full Slab



SILVER


Size	Thickness	Finish
48x96	6.5 mm	Natural



Foam-Backed Slabs



Moderate Variation



Silver - 48x96 Full Slab



LIGHT

Size	Thickness	Finish
48x96	6.5 mm	Natural



Foam-Backed Slabs



Moderate Variation



Light - 48x96 Full Slab



LIGHT WHITE PAINTED

Size	Thickness	Finish
48x48	6.5 mm	Natural




Foam-Backed Slabs



Moderate Variation



SUN
MON
TUE
WED
THU
FRI
SAT



Light White Painted - 48x48 Full Slab



LASSEN

Size	Thickness	Finish
48x96	6.5 mm	Natural



Foam-Backed Slabs



Slight Variation



Lassen - 48x96 Full Slab



HOOD

Size	Thickness	Finish
48x96	6.5 mm	Natural



Foam-Backed Slabs



Slight Variation



Hood - 48x96 Full Slab



HELEN

Size	Thickness	Finish
48x96	6.5 mm	Natural




Foam-Backed Slabs



Moderate Variation



Helen - 48x96 Full Slab



DARK

Size	Thickness	Finish
48x96	6.5 mm	Natural



Foam-Backed Slabs



Moderate Variation



Dark - 48x96 Full Slab



DARK WHITE PAINTED

Size	Thickness	Finish
48x96	6.5 mm	Natural



Foam-Backed Slabs



Moderate Variation



Dark White Painted - 48x48 Full Slab



COFFEE TRUTH

Note: Special Order Item

Size	Thickness	Finish
120x60 / 120x40 / 60x60 / 60x40 / 60x30 / 40x40 / 30x30 / 30x15	6 mm	Natural



Foam-Backed Slabs



Slight Variation



Coffee Truth - 120x60 Full Slab



PEARL MIND

Note: Special Order Item

Size	Thickness	Finish
120x60 / 60x60 / 60x40 / 30x30 / 30x15	6 mm	Natural



Foam-Backed Slabs



Slight Variation



Pearl Mind - 120x60 Full Slab



GREY CALM

Note: Special Order Item

Size

120x60 / 120x40 / 60x60 / 60x40 / 60x30 / 40x40 / 30x30 / 30x15

Thickness

6 mm

Finish

Natural



Foam-Backed Slabs



Slight Variation



Grey Calm - 120x60 Full Slab



DARK DEPTH

Note: Special Order Item

Size	Thickness	Finish
120x60 / 120x40 / 60x60 / 60x40 / 60x30 / 40x40 / 30x30 / 30x15	6 mm	Natural



Foam-Backed Slabs



Slight Variation



Dark Depth - 120x60 Full Slab



CITYSTONE GREY

Note: Special Order Item

Size	Thickness	Finish
120x40 / 40x40	6 mm	Natural



Foam-Backed Slabs



Slight Variation



Citystone Grey - 120x40 Full Slab



CITYSTONE BROWN

Note: Special Order Item

Size	Thickness	Finish
120x40 / 40x40	6 mm	Natural



Foam-Backed Slabs



Slight Variation



Citystone Brown - 120x40 Full Slab



CITYSTONE DOVE

Note: Special Order Item

Size	Thickness	Finish
120x40 / 40x40	6 mm	Natural



Foam-Backed Slabs



Slight Variation



Citystone Dove - 120x40 Full Slab



AVENUE XXL AMBER

Note: Special Order Item

Size	Thickness	Finish
120x40 / 40x40 / 60x40	6 mm	Natural



Foam-Backed Slabs



Slight Variation



Avenue XXL Amber - 120x40 Full Slab



AVENUE XXL SILVER

Note: Special Order Item


Size	Thickness	Finish
120x40 / 40x40	6 mm	Natural



Foam-Backed Slabs



Slight Variation






Avenue XXL Silver - 120x40 Full Slab



METAL INSPIRATION

METAL INSPIRATION | COLOR RANGE



METAL

Size	Thickness	Finish
48x96	6.5 mm	Polished



Foam-Backed Slabs



Substantial Variation



Metal - 48x96 Full Slab

IRON

Size	Thickness	Finish
48x96	6.5 mm	Natural



Foam-Backed Slabs



Moderate Variation



Iron - 48x96 Full Slab

CORTEN

Size	Thickness	Finish
120x60	6 mm	Polished / Honed

DYNAMIC **HD** IMAGING®
HIGH DEFINITION INKJET PORCELAIN



Foam-Backed Slabs



Slight Variation



Corten - 120x60 Full Slab



IRON BRONZE

Note: Special Order Item

Size	Thickness	Finish
120x60 / 60x60 / 60x30 / 40x40 / 30x30 / 30x15	6 mm	Natural



Foam-Backed Slabs



Moderate Variation



Bronze Iron - 12x60 Full Slab



IRON BLACK

Note: Special Order Item

Size	Thickness	Finish
120x60 / 60x60 / 60x30 / 40x40 / 30x30 / 30x15	6 mm	Natural



Foam-Backed Slabs



Moderate Variation



Black Iron - 120x60 Full Slab



IRON GREY

Note: Special Order Item

Size	Thickness	Finish
120x60 / 60x60 / 60x30 / 40x40 / 30x30 / 30x15	6 mm	Natural



Foam-Backed Slabs



Moderate Variation



Grey Iron - 120x60 Full Slab



METAL XXL WHITE PATCH

Note: Special Order Item

Size	Thickness	Finish
120x60 / 60x60 / 60x30	6 mm	Polished / Natural



Foam-Backed Slabs



Slight Variation



Metal XXL White Patch - 120x60 Full Slab



METAL XXL WHITE METAL

Note: Special Order Item

Size	Thickness	Finish
120x60 / 60x30 / 60x60 / 30x30 / 30x15	6 mm	Natural / Polished



Foam-Backed Slabs



Slight Variation



Metal XXL White Metal - 120x60 Full Slab



METAL XXL WHITE CINIS

Note: Special Order Item

Size	Thickness	Finish
120x60 / 60x30 / 60x60	6 mm	Natural / Polished



Foam-Backed Slabs



Slight Variation



Metal XXL White Cinis -120x60 Full Slab

METAL XXL GREY PATCH

Note: Special Order Item

Size	Thickness	Finish
120x60 / 60x30 / 60x60	6 mm	Natural / Polished



Foam-Backed Slabs



Slight Variation



Metal XXL Grey Patch - 120x60 Full Slab



METAL XXL GREY METAL

Note: Special Order Item

Size	Thickness	Finish
120x60 / 60x30 / 60x60 / 30x30 / 30x15	6 mm	Natural / Polished



Foam-Backed Slabs



Slight Variation



Metal XXL Grey Metal - 120x60 Full Slab



METAL XXL GREY CINIS

Note: Special Order Item

Size	Thickness	Finish
120x60 / 60x30 / 60x60	6 mm	Natural / Polished



Foam-Backed Slabs



Slight Variation



Metal XXL Grey Cinis - 120x60 Full Slab



METAL XXL BLACK PATCH

Note: Special Order Item

Size	Thickness	Finish
120x60 / 60x30 / 60x60	6 mm	Natural / Polished



Foam-Backed Slabs



Slight Variation



Metal XXL Black Patch - 120x60 Full Slab

METAL XXL BLACK METAL

Note: Special Order Item

Size	Thickness	Finish
120x60 / 60x30 / 60x60 / 30x30 / 30x15	6 mm	Natural / Polished



Foam-Backed Slabs



Slight Variation



Metal XXL Black Metal - 120x60 Full Slab



METAL XXL BLACK CINIS

Note: Special Order Item


Size	Thickness	Finish
120x60 / 60x30 / 60x60	6 mm	Natural / Polished



Foam-Backed Slabs



Slight Variation



Metal XXL Black Cinis - 120x60 Full Slab



STEELWAY GRIGIO

Note: Special Order Item

Size	Thickness	Finish
120x40 / 60x40 / 30x30	6 mm	Natural / Polished



Foam-Backed Slabs



Slight Variation



Steelway Grigio - 120x40 Full Slab



STEELWAY PELTRO

Note: Special Order Item

Size	Thickness	Finish
120x40 / 60x40 / 40x40	6 mm	Twist



Foam-Backed Slabs



Slight Variation



Steelway Peltro - 120x40 Full Slab



STEELWAY RAME

Note: Special Order Item

Size	Thickness	Finish
120x40 / 60x40 / 40x40	6 mm	Twist




Foam-Backed Slabs



Slight Variation



Steelway Rame - 120x40 Full Slab



STONE INSPIRATION

STONE INSPIRATION | COLOR RANGE





LAVICA PEARL

Note: Special Order Item

Size	Thickness	Finish
120x40 / 60x40 / 40x40	6 mm	Polished / Natural



Foam-Backed Slabs



Slight Variation



Lavica Pearl - 120x40 Full Slab



LAVICA BEIGE

Note: Special Order Item

Size	Thickness	Finish
120x40 / 60x40 / 40x40	6 mm	Polished / Natural



Foam-Backed Slabs



Slight Variation



Lavica Beige - 120x40 Full Slab



LAVICA BLACK

Note: Special Order Item

Size	Thickness	Finish
120x40 / 60x40 / 40x40	6 mm	Honed



Foam-Backed Slabs



Slight Variation



Lavica Black - 120x40 Full Slab



LAVICA DARK

Note: Special Order Item


Size	Thickness	Finish
120x40 / 60x40 / 40x40	6 mm	Polished / Natural



Foam-Backed Slabs



Slight Variation



Lavica Dark - 120x40 Full Slab



LIMESTONE MOON

Note: Special Order Item

Size	Thickness	Finish
120x40 / 60x40 / 40x40	6 mm	Honed



Foam-Backed Slabs



Slight Variation



Limestone Moon - 120x40 Full Slab



LIMESTONE ASH

Note: Special Order Item


Size	Thickness	Finish
120x40 / 60x40 / 40x40	6 mm	Honed



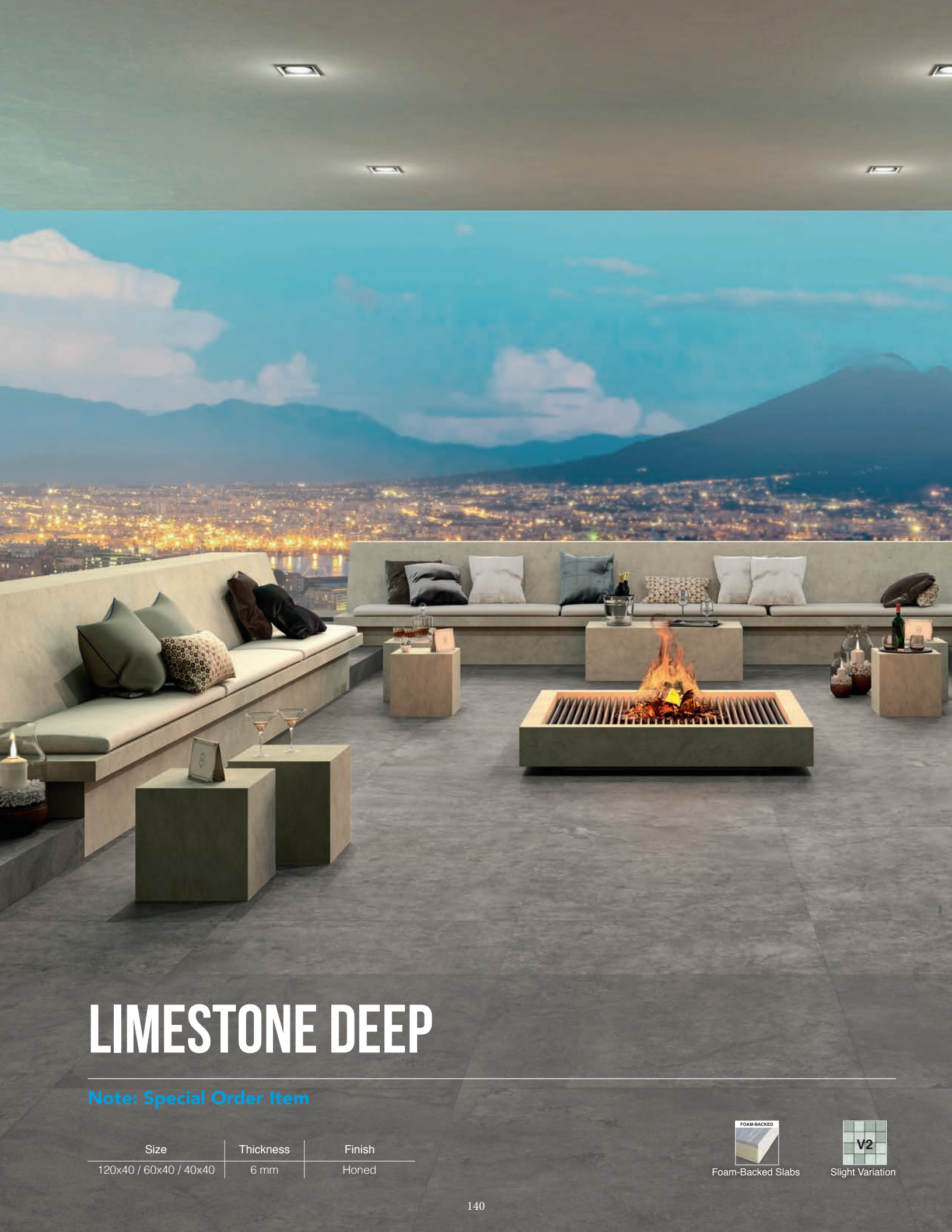
Foam-Backed Slabs



Slight Variation



Limestone Ash - 120x40 Full Slab



LIMESTONE DEEP

Note: Special Order Item

Size	Thickness	Finish
120x40 / 60x40 / 40x40	6 mm	Honed



Foam-Backed Slabs



Slight Variation




Limestone Deep - 120x40 Full Slab



WHITE PURITY

Note: Special Order Item

Size	Thickness	Finish		
120x60 / 120x40 / 60x60 / 60x40 / 60x30 / 40x40 / 30x30 / 30x15	6 mm	Natural	Foam-Backed Slabs	Slight Variation



White Purity - 120x60 Full Slab



SAND HEART

Note: Special Order Item

Size	Thickness	Finish
120x60 / 120x40 / 60x60 / 60x40 / 60x30 / 40x40 / 30x30 / 30x15	6 mm	Natural



Foam-Backed Slabs



Slight Variation



Sand Heart - 120x60 Full Slab

handling

These slabs open a new dimensions for contemporary architecture because it combines low thickness with large formats, guaranteeing high technical performances, a lower load on the floors, and an aesthetic quality never seen before. The slabs, which can be laid with a minimum joint, enhance the rooms with unique effects of visual continuity.

Handling and storage

For the correct handling of the pallets, a fork lift truck must be used, at least 8 Ft long, with the forks positioned in the maximum width position. Under normal conditions, the forks are positioned in the middle of the long side of the pallet, as they must grip the whole depth of the pallet. To allow the extraction of the slabs easily and safely, it is recommended to position the pallets in a suitable area where the lift truck can be moved around all sides of the pallet.

For manual handling and subsequent laying of the slabs, in order to guarantee the operators' safety and the integrity of the slabs, it is strongly recommended to use a frame with suction cups, available upon request, particularly suitable for large dimension formats (e.g. 120x60 in - 60x60 in) whereas on smaller formats (e.g. 60x30 in) two double suction cups are sufficient.



Instruments required

The instruments for lifting and handling the slabs can be chosen according to the size of the slab and the activities to be performed on the site, in particular:

- Fork lift truck with forks 8 Ft long;
- Frame with suction cups for handling large format slabs;
- Double suction cups for handling slabs with format up to 60x30 in.



installation

PROCESSING

It is necessary to use suitable, professional tools, always checking their cutting capacity and replacing worn parts when necessary. For accurate cutting use a traditional cutter, checking the state of the cutting wheel before starting. For circular cutting, after having made a template (that is to say a pattern of the part to be cut), lay it on the part in question and transfer the shape with a pencil. Using a diamond-cutting disk, cut without exerting excessive pressure

HOLE CUTTING

Use a water milling cutter or a continuous crown diamond-cutting disk for porcelain tile and granite tiles.

After having pencilled - on the back of the slab - the perimeter of a square within which the hole must be made, use the cutting tool to cut perpendicular and diagonal lines and then concentric circles towards the outside.

When the central thickness of the hole has become very thin, turn the slab over and open up the hole by tapping lightly.

For holes in tiles a diamond points drill for granite must be used. It is important to remember to cool the points often while working.

LAYING

Laying these porcelain slabs requires similar laying conditions to those required for traditional format slabs. This porcelain requires the adhesive to be applied both on the setting bed and on the back of the slab. These porcelain slabs for flooring require the following conditions:

- A flat surface;
- Clean and free from dust, scraps and any lumps of cement;
- The setting bed must be uniform and have already undergone the drying shrinkage process;
- Repair of any cracks;
- Any uneven parts on the surface must be filled with suitable levelling compounds.

Instruments required

- Cement-based powder adhesive for full spread, class “C2E according to EN12004 and S1 according to EN12002 standards”;
- 3x3 mm square toothed trowel and 15 mm round toothed trowel;
- Frame with suction cups for handling or double suction cups;
- Non-bounce plastic mallet 170x370 mm;
- Levelling system: base clip + wedge + pliers.



Processing stages

BONDING TO THE FLOOR

- Ensure that the surface to be covered is solid, flat and free from dust and oil/grease.
- Use the adhesives described above mixed according to the specifications indicated in the technical data sheet of the chosen adhesive.
- Spread the adhesive onto the surface to be covered with a 15 mm round toothed trowel across an area of 5/10 cm more than the dimensions of the slab.
- With the slab in a vertical position on the handling frame, spread the adhesive onto the back of the slab with a 3x3 mm square toothed trowel.
- Using the frame with suction cups, bring the slab into a horizontal position and lay it.
- To guarantee uniform bonding of the slab, the special 170x370 mm non-bounce plastic mallet must be used, tapping from the middle towards the edges so as to remove any air pockets between the back of the slab, the adhesive and the surface to be tiled.
- Use levelling system.

Levelling System

The levelling system aims to guarantee perfectly levelled floors simply and quickly, eliminating any unevenness between the slabs. The levelling system is strongly recommended for laying these porcelain slabs.

Instruments required

- Base clip;
- Wedge;
- Adjustable pliers for installing floors/wall tiles.

Application of the levelling system

Positioning the base clip:

- After spreading the adhesive, insert the base clip below the porcelain slab on the 4 sides.
- Depending on the format of the slab, position one or more supports for each side of the slab.
- Position the slab.

Inserting the wedge:

- Insert the wedge in the slot of the support, taking care not to exceed the breaking point.
- To make inserting the wedge easier, it is recommended to use the adjustable pliers.

Removing the support

Once the adhesive has dried, the protruding part of the support can be separated from the base clip by tapping with your foot in line with the joint.

Grouting

After about 24/48 hours you can proceed to grout. The laid floor must be cleaned carefully and then grouted all over its surface using a rubber spatula. It is advisable to use colours similar to the floor, in order to obtain a harmonious end result.



TECHNICAL SPECIFICATIONS













LASTRE IN CERAMICA TECNICA CON LE CARATTERISTICHE DEL PORCELLANATO FULL-TECHNICAL CERAMIC SLABS WITH THE CHARACTERISTICS OF PORCELAIN

Classificazione secondo le norme UNI EN 14411 gruppo BIa o ISO 13006 Allegato G gruppo BI a UGL

Classification in accordance with UNI EN 14411 standards BIa group or ISO 13006 Annex G standards BI a UGL group

- * I prodotti con assorbimento < 0,5 sono classificati secondo le norme UNI CEN "Fully vitrified tiles" e secondo le norme ASTM "Impervious tiles"
- The products having an absorption < 0,5 are classified according to the UNI CEN standards "Fully vitrified tiles" and according to the ASTM standards "Impervious tiles"

** Varia secondo la finitura di superficie
It can vary according to the surface finish

PROPRIETÀ FISICO-CHIMICHE PHYSICAL-CHEMICAL PROPERTIES	TIPO DI PROVA STANDARD OF TEST	VALORE PRESCRITTO REQUIRED VALUE	VALORE Porcelain Porcelain VALUE	ASTM STANDARD OF TEST	ASTM INDUSTRY STANDARDS	ASTM PMG RESULTS (as tested by Smith Envery laboratory)
 Dimensioni Sizes	ISO 10545.2	Lunghezza e larghezza Length and width Spessore Thickness Pendenza spigoli Edges bevel Ortogonalità Squareness Wedgeing Warpage	± 0,5 mm ± 0,6% max ± 5% ± 0,5% max ± 0,5 mm ± 0,1% ± 0,6% max ± 0,2%	ASTM C-499	Average facial dimension < 1,5% Wedgeing ±1% - Warpage ±1% of any edge Range of thickness (inch) < 0,04%	0,15% 0,014% - 0,33% 0,17%
 Assorbimento d'acqua Water absorption	ISO 10545.3	≤ 0,5%	≥ 0,06% *	ASTM C-373	Tile shall be impervious	< 0,05%
 Resistenza alla flessione Flexion resistance	ISO 10545.4	Modulo di rottura Breaking Modulus	≥ 35 N/mm ²			
 Resistenza all'abrasione profonda Deep abrasion resistance	ISO 10545.6	Volume ≤ 175 mm ³	≤ 142 mm ³	ASTM C-501	≥ 100	217
 Coefficiente di dilatazione termica lineare Coefficient of linear thermal-expansion	ISO 10545.8	≤ 9x10 ⁻⁶ °C ⁻¹	6 MK ⁻¹	ASTM C-1028		Meets or exceeds requirements (Please ask for individual test reports)
 Resistenza al gelo Frost resistance	ISO 10545.12	Non devono presentare rotture o alterazioni apprezzabili della superficie Must not produce noticeable alteration to surface	Non gelive Frost-Proof	ASTM C-1026	No sample must show alterations to surface	Resistant
 Resistenza ai prodotti chimici Chemical resistance	ISO 10545.13	Non devono presentare apprezzabili segni d'attacco chimico Must not produce noticeable signs of chemical attack	Non attaccate Not attacked	ASTM C-650 ASTM C-648	To 10% HCl Acid - No sample must show visible signs of chemical attack to 10% KOH/Alkali 250 PSI or greater	Unaffected
 Resistenza alle macchie Stain resistance	ISO 10545.14	1 < X < 5	CLASSE 5 - CLASS 5 ** Macchie rimosse con acqua corrente calda (senza detergente) Stains removed by hot running water (without detergent)			
 Resistenza dei colori alla luce Color resistance to light	DN 51094	Non devono presentare apprezzabili variazioni di colore Must not produce noticeable colour variation	Campioni indicati in brillantezza e colore No change in brightness or colour of samples			
 Coefficiente di attrito (scivolosità) Friction coefficient (slipperiness)	DN 51130	Metodo disponibile Test method available	P9 Superficie prepolida Pre-polished surface			
 Coefficiente di attrito (scivolosità) Friction coefficient (slipperiness)	BCRA RFP CEC 6/81	Attrito soddisfacente Satisfactory friction 0,40 ≤ μ ≤ 0,74	≥ 0,40 Superficie prepolida Pre-polished surface			
 Resistenza al fuoco Fire resistance		96/603/CE	A1			