



www.glasstile.com

COMPREHENSIVE PRODUCT CATALOG



"CHEERS!" It's the first word our glass hears before beginning its journey to up-cycled glory. Recycling is in our DNA, along with an artisan spirit of crafting a gem-like substance into gorgeous tile. **Color. Shape. Texture...** works of art limited only by the imagination. A transformation that begins with curbside recycling, sustains through our molten magic, and then finally manifests in its home -- **your creation.**

Simply stunning. Responsibly made. *Bringing joy to the journey.*

Here's a toast to your personal expression of inspired design.

SALUD!



MOSAICS


Copyright 2013© Oceanside Glasstile | All Rights Reserved.

IMAGES SHOWN MAY NOT BE USED WITHOUT THE EXPRESSED WRITTEN PERMISSION OF OCEANSIDE GLASSTILE


COVER: Project: GREEN IDEA HOUSE - HERMOSA, CA ~ Designer: Cathy Aroz ~ PHOTO: Chipper Hatter

ITEM #: 114630


MOSAIC COLOR PALETTE




Cane #006




Harvest #008




Amber #009




Cane #106




Harvest #108




Amber #109




Cane #306




Harvest #308




Amber #309




Canary #012




Equator #037




Olive #038




Canary #112




Equator #137




Olive #138



Canary #312




Equator #337



Olive #338

MOSAIC FIELD SIZES


For color Tessera is shown at left in 1"x1" (25 x 25mm). Facets is shown at right in 1/2" x 1/2" (12 x 12mm).




Recycled glass content varies by color. For detailed information visit www.glasstile.com




Henna #010




Truffle #052




Red #077




Henna #110




Truffle #152




Red #777




Henna #310




Truffle #352




Red #377




Platinum #046




Shadow #051




Pewter #047




Platinum #146




Shadow #151




Black #150



Platinum #346




Shadow #351




Black #350


IRIDESCENT ONLY




Sandstone #005



Bronze #048




Incense #957




Rainbow #049

Tessera and Facets mosaics are face-mounted on paper. All sizes nominal.


MOSAIC COLOR PALETTE



White #001




Oxygen #007




Clear #000




White #101




Oxygen #107




Clear #100




White #301




Oxygen #307



Clear #300




Tide #035




Tropical Reef #042




Tahoe #028




Tide #135




Tropical Reef #142




Tahoe #128



Tide #335




Tropical Reef #342




Tahoe #328


MOSAIC FIELD SIZES

For color Tessera is shown at left in 1" x 1" (25 x 25mm). Facets is shown at right in 1/2" x 1/2" (12 x 12mm).







Pearl #002




Fleet Blue #027




Pacific #024




Moonstone #102




Fleet Blue #127




Pacific #124




Moonstone #302



Fleet Blue #327




Pacific #324




Aqua #025




Bondi #032




Cobalt #029




Sapphire #030




Aqua #125




Bondi #132




Cobalt #129




Sapphire #130




Aqua #325




Bondi #332



Cobalt #329




Sapphire #330




Tourmaline #926

Tessera and Facets mosaics are face-mounted on paper. All sizes nominal.


MOSAIC BLENDS



Pamper
Oxygen Irid, Oxygen Matte,
Oxygen Non-Irid




Crème Brûlée
Oxygen Irid, Sandstone Irid,
White Irid



Beach Blonde
Clear Irid, Moonstone Non-
Irid, Sandstone Irid




Escape
Cane Irid, Clear Irid,
Fleet Blue Irid




Breathe
Clear Matte, Tide Irid,
Tide Matte




Cool Waters
Bondi Irid, Pacific Non-Irid,
White Irid, Oxygen Matte



Crystals
Platinum Irid, Sapphire Irid,
Oxygen Matte, Pacific Irid



Indigo
Sapphire Irid, Sapphire
Non-Irid, Bondi Irid, Bondi
Non-Irid



Veil
Oxygen Irid, Oxygen Matte,
White Irid, White Matte




Blue Eyes
Pacific Irid, Pacific Matte,
Clear Irid, Pearl Irid




Lagoon
Tropical Reef Irid, Tropical
Reef Matte, Tropical Reef Non-
Irid, Tide Irid, Tide Matte, Tide
Non-Irid, Tourmaline Irid



Cypress Bay
Bondi Irid, Tide Irid,
Tropical Reef Irid




Promise
White Irid, White Matte,
Oxygen Irid, Oxygen Matte,
Platinum Irid




Summer Isle
Clear Non-Irid, Equator Non-
Irid, Oxygen Non-Irid



Puget Sound
Clear Irid, Equator Irid,
Fleet Blue Irid, Oxygen Irid




Sundowner
Harvest Irid, Fleet Irid, Fleet
Non-Irid, Bondi Matte,
Bondi Irid



Whisper
Oxygen Non-Irid, Platinum
Irid, Platinum Matte



Sultry
Platinum Irid, Platinum Matte,
Shadow Irid, Shadow Matte




Obsidian
Black Matte, Pewter Irid,
Shadow Matte, Shadow Non-Irid




Bossanova
Sapphire Irid, Truffle
Non-Irid, Cane Matte,
Platinum Irid


For each blend, Tessera is shown in 1" x 1" (25 x 25mm) mosaic field. Facets is shown at right in 1/2" x 1/2" (12 x 12mm) mosaic field. Tessera and Facets mosaics are face-mounted on paper.




Meringue
Canary Matte, Oxygen Matte, Canary Non-Irid, White Non-Irid



Spring Fling
Platinum Matte, Oxygen Irid, Canary Matte, Canary Non-Irid



Suede
Cane Irid, Cane Matte, Harvest Irid, Harvest Matte




Ice Tea
Cane Irid, Harvest Irid, Oxygen Irid



Frontier
Cane Irid, Harvest Irid, Sandstone Irid




Mendocino
Cane Irid, Harvest Irid, Tahoe Irid



Candlelight
Platinum Irid, Cane Irid, Shadow Irid




Paloma
Cane Irid, Tahoe Irid, Truffle Matte




Copper Tone
Cane Irid, Harvest Irid, Incense Irid




Enchantment
Cane Irid, Incense Irid, Olive Non-Irid




Tapenade
Bronze Irid, Olive Irid, Olive Non-Irid




Tiger's Eye
Harvest Irid, Truffle Irid, Truffle Matte, Truffle Non-Irid




Moroccan Desert
Black Non-Irid, Bronze Irid, Pewter Irid




Northern Lights
Black Non-Irid, Incense Irid, Tourmaline Irid




Tortoiseshell
Shadow Non-Irid, Truffle Irid, Truffle Non-Irid



Rave
Black Non-Irid, Pewter Irid, Red Non-Irid



Disco Inferno
Incense Irid, Red Irid, Red Non-Irid



Cinnabar
Henna Irid, Henna Matte, Henna Non-Irid

Create your own custom blend by combining any of the colors and finishes from our Tessera or Facets lines. Custom blends available in mosaic field, patterns, and Tessera gradients.

MOSAIC SIZES + PATTERNS

Mosaic patterns can be customized using any combination of colors and finishes from the Tessera product offering. Sheet measurements vary depending on pattern. All sizes nominal. Sultry blend shown on page 8.

Customize these Tessera patterns at www.glasstile.com



1" x 1" (25 x 25mm) Offset Joint
 (Also available in Straight set)
 Nominal Sheet Size: 11 3/4" x 11 3/4"
 (299 x 299mm)
 Shown in Sultry blend




1" x 2" (25 x 50mm) Offset Joint
 Nominal Sheet Size: 10 5/8" x 11 3/4"
 (270 x 299mm)
 Shown in Sultry blend



2" x 2" (50 x 50mm) Offset Joint
 Nominal Sheet Size: 10 5/8" x 12 7/8"
 (270 x 327mm)
 Shown in Sultry blend




Random Modular
 Nominal Sheet Size: 11 3/4" x 11 3/4"
 (299 x 299mm)
 Shown in Sultry blend



1" x 2" (25 x 50mm) Straight Set
 Nominal Sheet Size: 11 3/4" x 12 7/8"
 (299 x 327mm)
 Shown in Sultry blend



2" x 2" (50 x 50mm) Straight Set
 Nominal Sheet Size: 12 7/8" x 12 7/8"
 (327 x 327mm)
 Shown in Sultry blend



Fez
 Nominal Sheet Size: 8 3/8" x 9 5/8"
 (213 x 244mm)
 Shown in Platinum Irid, Shadow Irid
 and Platinum Matte




1 3/4" (44mm) Hexagon
 Nominal Sheet Size: 11 3/4" x 11 3/4"
 (299 x 299mm)
 Shown in Sultry blend



Meridian
 Nominal Sheet Size: 11 3/4" x 12 3/8"
 (299 x 314mm)
 Shown in Shadow Irid, Platinum Matte
 and Platinum Irid



River
 Nominal Sheet Size: 12 7/8" x 12 7/8"
 (327 x 327mm)
 Shown in Sultry blend



Kaleidoscope
 Nominal Sheet Size: 8 1/2" x 14 7/8"
 (216 x 378mm)
 Shown in Platinum Irid, Shadow Irid
 and Platinum Matte



Pave
 Nominal Sheet Size: 10 1/8" x 11 1/4"
 (257 x 286mm)
 Shown in Platinum Irid and
 Shadow Irid

GRADIENT BLENDS

Mosaic patterns and gradients are made to order, using any combination of colors and finishes from our Tessera or Muse line. **Try our custom blend tools to personalize patterns, blends and gradients at: www.glasstile.com**



2-Color Gradient
Shown in Harvest Irid,
Henna Non-Irid



3-Color Gradient
Shown in Cane Irid, Truffle
Irid, Truffle Matte



Gradate from Center
Shown in Cane Irid, Oxygen
Irid, Tahoe Irid, Truffle Non-Irid




Gradate from Center
Shown in Black Matte,
Shadow Irid, Truffle Irid


Tessera 1"x1" (25 x 25 mm) gradient blends are scaled to demonstrate the full range of color movement.

MOSAIC FIELD SIZES + PATTERNS

Facets field tile patterns can be customized using any combination of colors and finishes from our Facets line. Facets field tile patterns are face-mounted on paper. Sheet measurements vary depending on pattern. All sizes nominal. **Try our custom blend tool at www.glasstile.com**




1/2" x 1/2" (12 x 12mm) Mosaic
 Nominal Sheet Size: 11 3/4" x 11 3/4"
 (299 x 299mm)
 Shown in Sultry Blend



1/2" x 1" (12 x 25mm) Offset Joint
 Nominal Sheet Size: 11 3/4" x 11 3/4"
 (299 x 299mm)
 Shown in Sultry Blend




Random Modular
 Nominal Sheet Size: 11 3/4" x 11 3/4"
 (299 x 299mm)
 Shown in Sultry Blend



Running Bond
 Nominal Sheet Size: 11 1/4" x 11 3/4"
 (286 x 299mm)
 Shown in Shadow Irid and Platinum Irid



Pinwheel
 Nominal Sheet Size: 10 5/8" x 11 1/8"
 (270 x 282mm)
 Shown in Shadow Irid and Platinum Irid



Super Lattice
 Nominal Sheet Size: 12 7/8" x 12 7/8"
 (327 x 327mm)
 Shown in Platinum Irid and Shadow Irid

Sultry blend consists of Shadow Irid, Shadow Matte, Platinum Matte and Platinum Irid

Trim is available in the standard color palette. Shown in Platinum Irid. All sizes nominal.



1" x 1" Quarter Round
25 x 25mm



1" x 2" V-Cap
25 x 50mm



2" x 2" V-Cap
50 x 50mm




1" x 1" Cove
25 x 25mm



1" x 2" Cove
25 x 50mm



2" x 2" Cove
50 x 50mm




Tessera 1x1 Offset Gradient in Platinum Irid,
White Non-Irid
1x2 V-Cap in Platinum Irid
PHOTO: CHIPPER HATTER

TWILIGHT SOLIDS

Muse's Twilight finish is a specialty finish with a distinctive metallic texture that sets itself apart from the rest of the mosaic color palette.



Silver Lining #284



Torrey Pines #288




Eclipse #289



Sun Kiss #285




Alpenglow #282




Midnight Love #281



Tide Pool #283



Kismet #280




Moonstruck #287



Shown here Muse Ovation Pattern in Tide Pool
PHOTO: CHIPPER HATTER

TWILIGHT BLENDS


All Twilight blends shown in 7/8" x 7/8" (22 x 22mm) mosaic field. Blends are also available in 7/8 x 1 3/8" (22 x 35mm) and 1 3/8" x 1 3/8" (35 x 35mm), and Muse patterns. Muse mosaics are face-mounted on paper. Sheet measurements vary depending on pattern.



Summer Affair
Kismet, Cane Irid, Oxygen Irid, Oxygen Matte




Purity
Oxygen Irid, Sun Kiss, White Non-Irid




Adoration
Clear Irid, Oxygen Matte, Tide Pool




Flirt
Oxygen Irid, Oxygen Matte, Platinum Irid, Silver Lining




Soul Mate
Cane Irid, Eclipse, Shadow Irid, Truffle Matte



Sixth Sense
Cane Irid, Cane Matte, Sun Kiss



Love Potion
Clear Irid, Fleet Blue Irid, Torrey Pines




Fascination
Moonstruck, Shadow Irid, Shadow Matte



Encounter
Eclipse, Sandstone, Shadow Irid



Rendezvous
Alpenglow, Harvest Irid, Midnight Love, Truffle Non-Irid, Truffle Matte



Love at First Sight
Clear Irid, Equator Irid, Silver Lining



Transfix
Black Non-Irid, Midnight Love, Shadow Irid

CUSTOMIZATION

Create your own custom blend by combining any of the colors and finishes from our mosaic color palette with the unique metallic look of the Twilight finish at www.glasstile.com



Smokey Blues
Sapphire Irid, Sapphire Non-Irid, Black Matte, Moonstruck

MOSAIC FIELD SIZES + PATTERNS

Mosaic patterns can be customized using any combination of colors and finishes from our standard color palette. All sizes nominal. Try our custom blend tool at www.glasstile.com



7/8" x 7/8" (22 x 22mm) Straight Set
Nominal Sheet Size: 12 1/8" x 12 1/8"
(308 x 308mm)



7/8" x 1 3/8" (22 x 35mm) Straight Set
Nominal Sheet Size: 12 1/8" x 12 5/8"
(308 x 321mm)



1 3/8" x 1 3/8" (35 x 35mm) Straight Set
Nominal Sheet Size: 12 5/8" x 12 5/8"
(321 x 321mm)



7/8" x 7/8" (22 x 22mm) Offset Joint
Nominal Sheet Size: 11 1/8" x 11 1/8"
(282 x 282mm)



7/8" x 1 3/8" (22 x 35mm) Offset Joint
Nominal Sheet Size: 11 1/8" x 11 1/8"
(282 x 282mm)



1 3/8" x 1 3/8" (35 x 35mm) Offset Joint
Nominal Sheet Size: 11 1/8" x 11 1/8"
(282 x 282mm)



1/2" x 4" (12.7 x 102mm) Prose
Nominal Sheet Size: 8 3/8" x 12 1/8"
(213 x 308mm)




5/8" x 4 3/8" (16 x 111mm) Vibrato
Nominal Sheet Size: 11 1/8" x 11 7/8"
(282 x 302mm)



Cadence
Nominal Sheet Size: 11 7/8" x 11 7/8"
(302 x 302mm)



Crescendo
Nominal Sheet Size: 11 5/8" x 12"
(295 x 305mm)



1" x 4" (25 x 100mm) Interlude
Nominal Sheet Size: 11 1/8" x 12 1/8"
(282 x 308mm)



Ovation
Nominal Sheet Size: 13" x 13"
(330 x 330mm)

All samples shown in the Sultry blend. Sultry blend consists of Shadow Irid, Shadow Matte, Platinum Irid and Platinum Matte.

MUSE TRIM

Trim is available in the standard color palette. Shown in Platinum Irid. All sizes nominal.



7/8" x 7/8" Quarter Round
(22 x 22mm)



7/8" x 1 3/8" V-Cap
(22 x 35mm)



1 3/8" x 1 3/8" V-Cap
(35 x 35mm)




7/8" x 7/8" Cove
(22 x 22mm)



7/8" x 1 3/8" Cove
(22 x 35mm)



1 3/8" x 1 3/8" Cove
(35 x 35mm)



Muse Prose Pattern Copper Tone Blend
Quarter Round in Incense Irid, Cane Irid, Harvest Irid
Tessera 1x1 in Tourmaline Irid
Quarter Round in Rainbow Irid
PHOTO: MICHAEL WOODALL

MOSAIC BLENDS

Geologie mosaics are face-mounted on paper. Sheet measurements vary depending on pattern. All sizes nominal.



Fossil Walk
Glass: Sandstone Irid
Slate: Mint Fossil



High Desert
Glass: Cane Irid
Slate: Indian Autumn



Sand Dune
Glass: Cane Matte, Oxygen Irid
Slate: California Gold, Mint Fossil



Silver Peak
Glass: Fleet Blue Matte, Oxygen Irid, Oxygen Matte
Slate: Silver Shine



Wildlands
Glass: Equator Irid, Sandstone Irid
Slate: Kota Brown, Mint



Zion
Glass: Cane Irid, Platinum Matte
Slate: Mint Fossil



Grand Canyon
Glass: Cane Matte, Harvest Matte, Oxygen Matte
Slate: Copper Quartz



Whistler
Glass: Platinum Irid, Platinum Matte, Oxygen Irid
Slate: Silver Shine




Sahara
Glass: Harvest Irid
Slate: Mint



Barrier Reef
Glass: Cane Matte, Tahoe Irid
Slate: Indian Autumn



Denali
Glass: Cane Irid, Truffle Matte
Slate: California Gold



Caldera
Glass: Shadow Matte, Shadow Non-Irid
Slate: Silver Shine




Sedona
Glass: Harvest Matte, Henna Matte
Slate: Mint Fossil



Rocky Mountain
Glass: Fleet Blue Irid, Fleet Blue Matte
Slate: California Gold



Painted Desert
Glass: Bronze Irid, Incense Irid
Slate: Copper Quartz, Multi Jack



Black Hills
Glass: Black Non-Irid, Pewter Irid
Slate: Silver Shine

MOSAIC PATTERNS

CUSTOMIZATION

Geologie is customized using any Tessera color and finish, in combination with your choice of eight slates. Slate is available in 1" x 1", 1" x 2" and 2" x 2" to allow you to create custom blends in these 4 patterns. *Try our custom blend tool at www.glasstile.com*



1" x 2" (25 x 50mm) Offset Joint
Nominal Sheet Size: 10 5/8" x 11 3/4"
(270 x 298mm)
Shown in Platinum Irid, Platinum Matte,
and Silver Shine Slate



Random Modular
Nominal Sheet Size: 11 3/4" x 11 3/4"
(298 x 298mm)
Shown in Platinum Irid, Platinum
Matte, and Silver Shine Slate




Merge Offset
Nominal Sheet Size: 12 7/8" x 12 7/8"
(327 x 327mm)
Shown in Silver Shine Slate and Platinum
Non-Irid



Lattice
Nominal Sheet Size: 12 7/8" x 12 7/8"
(327 x 327mm)
Shown in Silver Shine Slate and
Platinum Irid

Geologie Merge Pattern
1x2 Tahoe Irid
2x2 Silver Shine Slate
PHOTO: BRADLEY GIRARD



MOSAIC PATTERNS

Travertine stone is available in 7/8" x 7/8" (22 x 22mm), and 7/8" x 1 3/8" (22 x 35mm) to allow you to create custom blends in the patterns below. Harmonia mosaic patterns are face-mounted on paper. Sheet measurements vary depending on pattern. All sizes nominal.



7/8" x 7/8" (22 x 22mm) Mosaic
 Nominal Sheet Size: 12 1/8" x 12 1/8"
 (308 x 308mm)
 Shown in Glee Blend



7/8" x 1 3/8" (22 x 35mm) Straight Set
 Nominal Sheet Size: 11 1/8" x 11 1/8"
 (282 x 282mm)
 Shown in Glee Blend



7/8" x 1 3/8" (22 x 35mm) Offset Joint
 Nominal Sheet Size: 11 1/8" x 11 1/8"
 (282 x 282mm)
 Shown in Glee Blend

MOSAIC BLENDS


Harmonia is available in 7/8" x 7/8" (22 x 22mm) mosaic field. All sizes and patterns and can be customized using any Muse color and finish in combination with your choice of five travertine blends. **Try our custom blend tool at www.glasstile.com**



Levity
 Glass: Oxygen Irid, Oxygen Matte
 Travertine: Cream Blend



Glee
 Glass: Oxygen Irid, Oxygen Matte,
 Platinum Irid
 Travertine: Cream Blend



Revel
 Glass: Amber Irid, Henna Irid
 Travertine: Golden Blend, Light Brown Blend



Delight
 Glass: Clear Irid, Pacific Irid
 Travertine: Cream Blend, Light Brown Blend



Gala
 Glass: Shadow Irid, Platinum Irid,
 Pewter Irid
 Travertine: Grey Blend



Entice
 Glass: Harvest Irid, Truffle Irid
 Travertine: Dark Brown Blend, Golden Blend



Private Residence
Harmonia 7/8" x 1 3/8" Custom Blend: Tahoe Irid, Truffle Irid, Cream Blend Travertine
PHOTO: CHIPPER HATTER



Private Residence
Shown here Elevations 1 1/4" x 10" and 2 1/2" x 10"
in Platinum Irid, Platinum Non-Irid and Platinum Matte.
PHOTO: Chipper Hatter

LARGE MODULE

LARGE MODULE COLOR PALETTE



Cane #006



Harvest #008



Amber #009



Cane #106



Harvest #108



Amber #109



Cane #306




Harvest #308



Amber #309



Canary #012



Equator #037




Olive #038



Canary #112




Equator #137




Olive #138



Canary #312



Equator #337



Olive #338


 Recycled glass content varies by color. For detailed information see page 34.



Henna #010




Truffle #052



Red #077




Henna #110



Truffle #152




Red #777



Henna #310



Truffle #352



Red #377




Platinum #046




Shadow #051




Pewter #047*




Platinum #146




Shadow #151




Black #150*



Platinum #346



Shadow #351



Black #350*

IRIDESCENT ONLY



Bronze #048*



Incense #957*



Rainbow #049*



Sandstone #005*

*Large Module pieces 4x8 (102 x 152mm), 5x7 (127 x 178mm) (Cherry Blossom + Bamboo Grove), 5x10 (127 x 254mm), 8x8 (203 x 203mm) and 10x10 (254 x 254mm) field sizes are only available in these colors. Elevations field is shown on the left, and Casa California field is shown on the right.


LARGE MODULE COLOR PALETTE



White #001*



Oxygen #007



Clear #000



White #101*



Oxygen #107



Clear #100



White #301*




Oxygen #307



Clear #300




Tide #035



Tropical Reef #042



Tahoe #028



Tide #135




Tropical Reef #142




Tahoe #128



Tide #335




Tropical Reef #342



Tahoe #328

 Recycled glass content varies by color. For detailed information see page 34.



Pearl #002*



Fleet Blue #027




Pacific #024




Tourmaline #926*



Moonstone #102*




Fleet Blue #127




Pacific #124




Moonstone #302*



Fleet Blue #327




Pacific #324



Aqua #025




Bondi #032




Cobalt #029




Sapphire #030*



Aqua #125




Bondi #132



Cobalt #129




Sapphire #130*




Aqua #325



Bondi #332



Cobalt #329



Sapphire #330*

*Large Module pieces 4x8 (102 x 152mm), 5x7 (127 x 178mm) (Cherry Blossom + Bamboo Grove), 5x10 (127 x 254mm), 8x8 (203 x 203mm) and 10x10 (254 x 254mm) field sizes are only available in these colors. Elevations field is shown on the left, and Casa California field is shown on the right.

FIELD SIZES

The Casa California Collection is a large format, 4" modulating tile. The flat field and dimensional field are sold by the piece. All sizes are nominal.



2 x 2
2" x 2" (50 x 50mm)
Shown in Platinum Irid



2 x 4
2" x 4" (50 x 102mm)
Shown in Platinum Irid




4 x 4
4" x 4" (102 x 102mm)
Shown in Platinum Irid



4 x 8*
4" x 8" (102 x 203mm)
Shown in Pewter Irid



8 x 8*
8" x 8" (203 x 203mm)
Shown in Pewter Irid



4x8 (102 x 203mm) and 8x8 (203 x 203mm) field sizes are available in select colors as noted with an asterisk () on pages 22 to 25.


DIMENSIONAL FIELD SIZES

Dimensional field sizes can be arranged into various patterns to create a unique and beautiful space. Be inspired by the inherent movement and texture that these pieces have to offer.



Blink
 4 1/4" x 7 3/8" (108 x 187mm)
 Shown in Platinum Irid

Shown in Oxygen Irid





Shown in Platinum Irid




Shown in Pewter Irid




Syncopation
 4" x 4" (102 x 102mm)
 Shown in Platinum Irid



Lune
 4" x 4" (102 x 102mm)
 Shown in Platinum Irid



Keystone
 5" x 4" (127 x 102mm)
 Shown in Platinum Irid



LINERS

Casa California liners are sold by the piece. Shown in Platinum Irid. All sizes nominal.



Baby Bar
3/4" x 7 7/8"
(19 x 200mm)



Ridge
1" x 7 7/8"
(25 x 200mm)



Traverse
7/8" x 7 7/8"
(22 x 200mm)



Bead
3/4" x 7 7/8"
(19 x 200mm)



Domo
3/4" x 7 7/8"
(19 x 200mm)



Bamboo
5/8" x 7 7/8"
(16 x 200mm)



Bar
1 1/4" x 7 7/8"
(32 x 200mm)



Braid
7/8" x 7 7/8"
(22 x 200mm)



Flat
1 1/4" x 7 7/8"
(32 x 200mm)




Canyon
1 3/8" x 7 7/8"
(35 x 200mm)



Onda
2 1/2" x 7 7/8"
(63 x 200mm)




Twin Peaks
2" x 7 7/8"
(50 x 200mm)



Surf
2 1/2" x 7 7/8"
(63 x 200mm)




Minoan
2 3/8" x 7 7/8"
(60 x 200mm)



Cascade
3" x 7 7/8"
(75 x 200mm)



Tsunami
2 1/2" x 7 7/8"
(63 x 200mm)



Casa California Surf liner in Bronze Irid
PHOTO: Chipper Hatter

TRIM

Shown in Platinum Irid. All sizes nominal.



4" V-Cap
4" x 4"
(102 x 102mm)



2" Baby Crown Cap
2" x 3 1/2"
(50 x 88mm)



8" Quarter Round
1 1/4" x 8"
(32 x 203mm)



8" V-Cap
4" x 8"
(102 x 203mm)




8" Crown Cap
3 1/2" x 8"
(88 x 203mm)



8" Cove
1 1/4" x 8"
(32 x 203mm)



4" Corner Bullnose
4" x 4"
(102 x 102mm)



4" Surface Bullnose
4" x 4"
(102 x 102mm)



4" Radius Bullnose
4" x 4"
(102 x 102mm)

FIELD SIZES

The Elevations Collection is a large format, 5" modulating tile. The flat field, dimensional field, decos, liners and trim are sold by the piece. All sizes nominal.



2 1/2" x 2 1/2" (63 x 63mm)
Shown in Platinum Irid



2 1/2" x 5" (63 x 127mm)
Shown in Platinum Irid



5" x 5" (127 x 127mm)
Shown in Platinum Irid



1 1/4" x 10" (32 x 254mm)
Shown in Platinum Irid



2 1/2" x 10" (63 x 254mm)
Shown in Platinum Irid



5" x 10" (127 x 254mm)
Shown in Pewter Irid



10" x 10" (254 x 254mm)
Shown in Pewter Irid

LINERS

Liners shown in Platinum Irid. All pieces sold separately. All sizes nominal.



Absolute
5/8" x 9 3/4" (19 x 248mm)



Mirage
2 3/8" x 9 3/4" (60 x 248mm)



Freehand
2 3/8" x 9 3/4" (60 x 248mm)

DECORATIVE FIELD

Decorative field shown in Pewter Irid. All pieces sold separately. All sizes nominal.



Bamboo Grove*
4 7/8" x 7 1/8" (124 x 181 mm)
Shown in Pewter Irid



Cherry Blossom*
4 7/8" x 7 1/8" (124 x 181 mm)
Shown in Pewter Irid


Bamboo Grove, Cherry Blossom, 5x10 (127 x 254mm) and 10x10 (254 x 254mm) field sizes are available in select color as shown with an asterick () on pages 22-25.

DIMENSIONAL FIELD SIZES

Dimensional field sizes can be arranged into various patterns to create a unique and beautiful space. Be inspired by the inherent movement and texture that these pieces have to offer.




Tango
4 3/4" x 4 7/8" (120 x 124mm)
Shown in Platinum Irid




Flight
7 7/8" x 4" (203 x 101mm)
Shown in Platinum Irid





Apex
9 5/8" x 3 1/8" (244 x 79mm)
Shown in Platinum Irid



Shown in Oxygen Irid



Shown in Platinum Irid



Shown in Pewter Irid

DIMENSIONAL FIELD SIZES Continued. . .

Dimensional field and liners shown in Platinum Irid. All pieces sold separately. All sizes nominal.




Mini Extrados
1 1/4" x 5" (32 x 127mm)



Pendulum
1 1/4" x 5" (32 x 127mm)




Extrados
1 1/4" x 10" (32 x 254mm)



Stratus
9 5/8" x 4 3/4" (244 x 121mm)
Shown in Platinum Irid



Pleats
2 1/2" x 2 1/2" (63 x 63mm)
Shown in Platinum Irid



Crescent
2 1/2" x 2 1/2" (63 x 63mm)
Shown in Platinum Irid



Shown in Pewter Irid and Black Matte





Shown in Stratus Set in Shadow Irid, Shadow Matte,
Shadow Non-Irid, Pewter Irid
Designer: Cathy Aroz
PHOTO: Chipper Hatter

Private Residence

Shown here Tessera 1" x 1" Tourmaline Irid, Tessera 1" Quarter Round in Tourmaline Irid, Muse Prose in Copper Tone Blend, Muse Vibrato in Copper Tone Blend.

Designed by: Alpentile

PHOTO: MICHAEL WOODALL



A thing of beauty is a joy forever.

~John Keats

Our company philosophy has always been centered in sustainable processes and dedication to environmental health. Today, these same values reside in all our business practices and pervade the organization. We recycle over two million pounds of post consumer bottle glass each year in our manufacturing.

Along with many other initiatives that continually improve our sustainability efforts, we implemented a co-processing partnership to almost completely eliminate any of our manufacturing waste from going to a landfill. As is evident in our product design and company values, we are committed to ongoing process advancements and environmental stewardship.

MONOCHROMATIC COLORS			
Color Name	Pre-Consumer*	Post-Consumer**	Total Recycled Content
AMBER	30%	0%	30%
AQUA	30%	0%	30%
BLACK	98%	0%	98%
BONDI	15%	82%	97%
BRONZE	98%	0%	98%
CANARY	0%	30%	30%
CANE	30%	0%	30%
CLEAR	30%	0%	30%
COBALT	15%	82%	97%
ECLIPSE	30%	0%	30%
EQUATOR	30%	0%	30%
FLEET BLUE	30%	0%	30%
HARVEST	30%	0%	30%
HENNA	30%	0%	30%
INCENSE	98%	0%	98%
MOONSTONE	30%	20%	50%
MOONSTRUCK	98%	0%	98%
OLIVE	30%	0%	30%
OXYGEN	30%	0%	30%
PACIFIC	30%	40%	70%
PEARL	30%	20%	50%
PEWTER	98%	0%	98%
PLATINUM	30%	40%	70%
RAINBOW	98%	0%	98%
RED	55%	0%	55%
SANDSTONE	30%	20%	50%
SAPPHIRE	40%	40%	80%
SHADOW	30%	0%	30%
TAHOE	30%	0%	30%
TIDE	15%	82%	97%
TIDE POOL	30%	0%	30%
TOURMALINE	98%	0%	98%
TROPICAL REEF	15%	82%	97%
TRUFFLE	30%	40%	70%
WHITE	30%	0%	30%

BLENDS			
Blend Name	Pre-Consumer*	Post-Consumer**	Total Recycled Content
BEACH BLONDE	30%	13%	43%
BLUE EYES	30%	30%	60%
BOSSANOVA	32%	30%	62%
BREATHE	20%	55%	75%
CANDLELIGHT	30%	13%	43%
CINNABAR	30%	0%	30%
COOL WATERS	26%	31%	57%
COPPERTONE	53%	0%	53%
CRÈME BRÛLÉE	30%	7%	37%
CRYSTALS	32%	30%	62%
CYPRESS BAY	15%	82%	97%
DISCO INFERNO	49%	27%	76%
ENCHANTMENT	53%	0%	53%
ESCAPE	30%	0%	30%
ICE TEA	30%	0%	30%
FRONTIER	30%	7%	37%
INDIGO	8%	61%	69%
LAGOON	28%	69%	97%
MENDOCINO	30%	0%	30%
MERINGUE	15%	15%	30%
MOROCCAN DESERT	98%	0%	98%
NORTHERN LIGHTS	98%	0%	98%
OBSIDIAN	64%	0%	64%
PAMPER	30%	0%	30%
PALOMA	30%	13%	43%
PROMISE	30%	8%	38%
PUGET SOUND	30%	0%	30%
RAVE	65%	18%	83%
SPRING FLING	15%	15%	30%
SUMMER ISLE	30%	0%	30%
SUEDE	30%	0%	30%
SUNDOWNER	24%	33%	57%
SULTRY	30%	20%	50%
TAPENADE	30%	16%	46%
TIGER'S EYE	30%	30%	60%
TORTOISESHELL	30%	27%	57%
VEIL	30%	0%	30%
WHISPER	30%	26%	56%

*Pre-consumer materials are generated during our manufacturing process and may consist of scrap and trimmings that were never used in the consumer market.

**Post-consumer material is an end product that has completed its life cycle as a consumer item and would otherwise have been disposed of as a solid waste. Oceanside Glasstile's post-consumer material is recycled bottle glass (cullet) from curbside recycling programs.

RECOMMENDED APPLICATIONS														
LOCATION		WALLS		SHOWERS		COUNTERTOPS		SUBMERGED	FLOORS		FLOOR USAGE LEVEL			
		Interior	Exterior	Walls	Floors	Powder Room	Kitchen	Pools, Spas & Water Features	Interior	Exterior	Light Residential	Residential	Heavy Residential	Light Commercial
MUSE	Irid	•	•	•	•	•	•	•	•	•	•	•	•	
	Non-Irid	•	•	•		•		•						
	Matte	•	•	•	•	•	•	•	•	•	•	•	•	•
	Twilight	•	•	•		•	•							
HARMONIA*	Irid	•	•	•	•	•			•		•	•	•	
	Non-Irid	•	•	•		•								
	Matte	•	•	•	•	•			•		•	•	•	
	Twilight	•	•	•		•								
TESSERA -AND- FACETS	Irid	•	•	•	•	•	•	•	•	•	•	•	•	
	Non-Irid	•	•	•		•		•						
	Matte	•	•	•	•	•	•	•	•	•	•	•	•	•
GEOLOGIE*	Irid	•	•	•		•			•		•	•	•	
	Non-Irid	•	•	•		•								
	Matte	•	•	•	•	•			•		•	•	•	
CASA CALIFORNIA**	Irid	•	•	•	•	•	•	•	•	•	•	•	•	
	Non-Irid	•	•	•		•		•						
	Matte	•	•	•	•	•	•	•	•	•	•	•	•	•
ELEVATIONS**	Irid	•	•	•		•	•	•	•	•	•	•	•	
	Non-Irid	•	•	•		•		•						
	Matte	•	•	•		•	•	•	•	•	•	•	•	•

* Not recommended for exterior use in freeze-thaw climates.

** Tiles with any edge longer than 5" are not recommended for submerged applications, e.g. pools, spas and water features.

NOTE: Irid = Iridescent, Non-Irid = Non-Iridescent

Light Residential	Residential flooring areas subject to soft-soled footwear or normal footwear traffic without heavy dirt. Some examples would be: interior rooms such as bathrooms and bedrooms without exterior access.
Residential	Residential flooring areas that are subject to soft-soled footwear or normal footwear traffic with small amounts of abrasive soil. Some examples would be: living or dining rooms.
Heavy Residential	Residential flooring areas that are subject to normal footwear traffic with occasional amounts of abrasive soil. Some examples would be: halls, kitchens and corridors.
Light Commercial	Non-industrial, commercial flooring areas that are subject to normal footwear traffic (less than 50 people per hour) with occasional amounts of abrasive soil. Some examples would be: boutique showrooms and corporate office spaces.

TEST RESULTS										
TEST NUMBER	C1028		C648	ISO 10545-4		C424	C650	C373	C1026	
Test Name	Static Coefficient of Friction Dry	Wet	Breaking Strength*	Breaking Strength	Modulus of Rupture	Cracking Resistance	Chemical Resistance	Water Absorption	Freeze-Thaw Resistance	
MUSE	Irid	.77	.55	≥ 350 lbf	N/A	N/A	No Affect 1 Cycle @150 PSI	No Affect	< .5%, Impervious	Pass
	Non-Irid	.84	.45							
	Matte	.86	.81							
	Twilight	.78	.49							
HARMONIA	Irid	.77	.55	≥ 350 lbf	N/A	N/A	N/A	N/A	N/A	N/A
	Non-Irid	.84	.45							
	Matte	.86	.81							
	Twilight	.78	.49							
TESSERA -AND- FACETS	Irid	.76	.60	≥ 350 lbf	N/A	N/A	No Affect 1 Cycle @150 PSI	No Affect	< .5%, Impervious	Pass
	Non-Irid	.76	.30							
	Matte	.77	.65							
GEOLOGIE	Irid	.80	.60	≥ 350 lbf	N/A	N/A	N/A	N/A	N/A	N/A
	Non-Irid	.79	.59							
	Matte	.77	.65							
CASA CALIFORNIA -AND- ELEVATIONS	Irid	.76	.48	N/A	≥ 1500 N	≥ 35 N/mm ²	No Affect 1 Cycle @150 PSI	No Affect	< .5%, Impervious	Pass
	Non-Irid	.81	.36							
	Matte	.77	.65							

* Test is only performed on glass tile and does not include test results for glass tile with any one side which is less than 1".



CURBSIDE TO OCEANSIDE

Our products are beginning a new life after serving as things like juice containers, pickle jars and Corona bottles. The glass has been sorted, cleaned and crushed to precise specifications. The recycled glass is combined with raw materials that have been filtered through extensive quality assurance processes. All in all, we are working responsibly to bring you an “up-cycled” product with an absolute commitment to sustainable practices.

LEED CERTIFICATION

Oceanside Glasstile uses more than two million pounds of bottle glass from curbside recycling programs each year. Increased use of recycled materials is a criterion in our ongoing manufacturing improvements. We are able to collaborate easily with our glass art center (manufacturing plant), which is just 10 minutes south of the U.S. border. These two elements lend to LEED Points: MRC 4, 4.1 and 4.2 (pertaining to recycled content) and MRC 5, 5.1 and 5.2 (pertaining to location).

DEDICATED SERVICES

As the manufacturer of such distinctive lines of tile, we stand behind our products with unwavering confidence. Being an innovation leader and expert in glass tile manufacturing we understand the importance of providing the most comprehensive service in order to support your architectural project. We offer the most dedicated and knowledgeable technical services support in the industry. Our team has developed detailed installation instructions that are backed up with personal guidance for both contractors and homeowners at any stage of the construction process. From the original inspiration to the final installation, Oceanside Glasstile delivers seamless service for a gratifying tile experience as you fulfill your own design dreams.

Feel free to contact our Technical Support team at 877-648-8222 or e-mail at techsupport@glasstile.com.

2 DECADES OF EXPERIENCE

Dating back to the 1960's our artisan heritage is wed with two decades of pioneering the green market; the result being authentic design coupled with sustainable manufacturing. Oceanside Glasstile begins with molten glass that is skillfully hand-cast, bringing out the personality and intrinsic wonders of this jewel-like substance. Once the glass is formed it continues to be finessed as hands influence its final destiny. At each stage our proprietary equipment imparts a special finish and makes sure that every product is meeting the highest quality standards; it's a magical combination of artistry and technology. We believe beauty and durability go hand-in-hand with the utmost product quality that protects your lasting investment.

