

KEY

REPLACEMENT

Catalog

- Automotive Keys
- House, Door, Cabinet & Padlock Keys
- Extensive Key Cross Reference



hykokeys.com

Welcome to Hy-Ko's Key Replacement Catalog. It's one of many elements in Hy-Ko's comprehensive Key Program that's focused on helping you unlock your key department potential through quality-manufactured key blanks, a needs-targeted line of key machines, well-designed merchandisers, attention-getting displays, when-you-need-it support, and state-of-the-art inventory management.

We're locked into providing value to you, our

customer, so that you can increase the sales and profit value of your key duplication service.

Putting the customer first has been our philosophy for over 50 years. That's why you'll find this catalog designed and organized to help you easily identify the right key blanks to use in your key duplicating service. It contains information that will quickly guide you in narrowing the options until you have the correct key blank for the job.

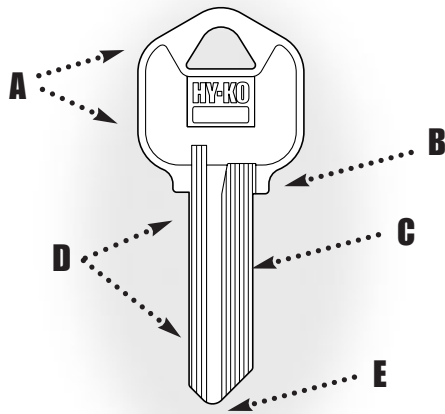
Thank you for choosing Hy-Ko – the family-business that cares about your business family.

Finding The Right Key Blank	2 - 4
Automotive Keys	5 - 48
House, Door, Cabinet & Padlock Keys	49 - 75
Key Manufacturer Cross Reference	76 - 92
Key Reverse Millings and Substitutes	93 - 95

Finding The Right Key Blank

The Basic Parts of a Key

Identification of the right key blank for a customer begins with knowing the different parts of a key (*see illustration below*).



A) Head or bow.

The key head or bow as it is frequently called is often of a design that's unique to a particular key and/or lock brand. Over time, you'll become familiar with the various head designs, which will help you select the right key blank for duplication.

All heads also have a key chain hole for attachment to a key chain or key fob.

B) Shoulder stop.

The key shoulder stop is one of the most important parts of a key. Not only does it control how much of the key blade will enter a lock, but most importantly, in many cases it is used to align a key and a key blank in a key machine for the tracing and cutting process. Making sure that the shoulder stop on a key blank matches the shoulder stop on a customer's key will prevent miscuts.

C) Millings or grooves.

Key millings or grooves as they're interchangeably called are unique and allow a key to fit into a particular key cylinder. The pattern of the millings and their length are another part of a customer's key that will lead to the selection of the right key blank for duplication.

D) Blade.


The key blade is the part of the key from the shoulder stop to the tip. The length of the blade on a customer's key is another factor in selecting the right key blank for duplication.

E) Tip.

The key tip is the bottom of the key. Some keys do not have a shoulder stop. As a result, the key tip is used to align a key and a key blank in a key machine for the tracing and cutting process.

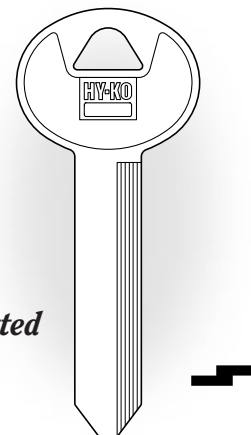
Single and Double-Bitted Keys

Single-Bitted Keys. This type of key has an asymmetrical cross section. It has only one cutting edge. If a customer's key is a single-bitted key, only one side of a key blank is cut.



KW1
Single-bitted
Key

Double-bitted Keys. This type of key has a symmetrical cross section. It has two cutting edges. If a customer's key is a double-bitted key, both sides of a key blank are cut.



(H50)
Double-bitted
Key

The Customer: A Key Information Source

The customer is your most valuable information source in narrowing the options down to arrive at the right key blank. Ask him or her how the key is used; for example, to open the door, or a cabinet, or start a car, or open the trunk of a car. Then ask if they know the brand of house lock or the make of the car. The more specific the information you can obtain from the customer, the faster you'll be able to identify the right key blank.

The Key Itself: Identifying Information

Look for identification marks on the key head (bow). You may find the manufacturer's name, a key number, or an EZ number, which is a simple alphanumeric code, such as KW1 for a Kwikset key.

Locating the Right Key Blank on a Key Display


Hy-Ko's Key Display has panels with key blanks arranged according to their use: automotive; house, door, cabinet, padlock, etc. In addition, EZ numbers appear with each kind of key blank. With the knowledge on how a customer uses a key and the EZ number that appears on the customer's key, you'll quickly locate the right key blank.

However, if you only know how the customer uses the key, and there's no information on the key, then you need to use visual identification to locate the right key blank. To do so, hold the customer's key and place it next to key blanks on the display's application panels. You have a match when the heads, shoulder stops, millings, blade lengths and tips of the customer's key and a key blank are all aligned.

Locating the Right Key Blank in this Catalog

If you can't find the correct key blank on the display panel, turn to this catalog. It is also organized according to how keys are used (automotive, house, cabinet, etc.). Go to the section that deals with how the customer uses the key, and begin placing the customer's key on top of the illustrations of the various key blanks. You have an almost-match when the heads, shoulder stops, blade lengths and tips of the customer's key and a key blank are all aligned.

But you must check if the millings match. To do so, use the milling cross section beneath each key blank illustration to determine if the millings of the customer's key are the same as those on the key blank. Raise the key vertically on its tip and place it on the cross section. If the millings match, you've identified the right key blank.



Finding The Right Key Blank

Replacement key blanks for the most popular keys are included in this catalog.

Also listed are references (where applicable) for substitute key blanks. For additional information, go to the "Key Reverse Millings and Key Substitutes" section (pp 93-95).

Many Key Styles For Your Customers

Customers can select from a wide variety of styles and materials in which to have their keys duplicated. For example, many keys can be duplicated in a number of head styles, such as nickel-plated brass, black plastic or color plastic. Be sure to ask customers for their style preferences before creating duplicate keys.



Hy-Ko has a key naming system of letters and numbers that covers all the styles it has available for key blanks. For example, here are

the key names for the various options for the Kwikset key blank:

KW1 – Standard, nickel-plated key

KW1A – Aluminum, color key

KW1FLAG – Flag-patterned key

KW1PC – Color plastic head key (pack of assorted colors)

KW1PB – Blue plastic color head key (pack of all blue plastic head keys)

KW1PG – Green plastic color head key (pack of all green plastic head keys)

KW1PR – Red plastic color head key (pack of all red plastic head keys)

KW1PDM – Translucent color head key (pack of assorted colors)

KW1PY – Yellow plastic color head key (pack of all yellow plastic head keys)

KW1S – Patterned keys (pack of 10 different styles)

KW1XL – Extra large head key

It's advisable to become familiar with the Hy-Ko key naming system so as not to make an error in duplicating keys according to customer preferences or make a mistake in ordering to replenish your stock.

Customer Service and Support

If you have questions on products, pricing, shipping, or any other purchase matter, just give our customer service representatives a call. Well trained and knowledgeable, they'll make it easy for you to do business with us. Contact us by:

Phone: 330-467-7446 • 800-896-7890
(Monday - Friday, 8:30am - 6:00pm, Eastern Time)

Fax: 330-467-7442
(24 hours a day, seven days a week)

E-Mail: cservice@hy-ko.com
(Checked frequently during the work day)

Mail: Hy-Ko Products Company
60 Meadow Lane
Northfield, OH 44067-1415

Hy-Ko's Customer Service Department is ready to help you place your order!



Vehicle Make/Model	Page	Vehicle Make/Model	Page
Acura: <i>See Honda</i>	24-26	Lamborghini: <i>See Volkswagen</i>	45-46
Alfa Romeo	6	Land Rover	32
AMC	6	Lexus: <i>See Toyota</i>	42-45
Audi: <i>See Volkswagen</i>	45-46	Lincoln: <i>See Ford</i>	10-14
BMW	6	Mack Truck	32
Buick: <i>See General Motors</i>	15-23	Mazda	33-36
Cadillac: <i>See General Motors</i>	15-23	Mercedes-Benz	36
Caterpillar	6	Mercury: <i>See Ford</i>	10-14
Chevrolet: <i>See General Motors</i>	15-23	Mitsubishi	36-37
Chrysler	7-9	Nissan	38-40
Clark Forklift	9	Oldsmobile: <i>See General Motors</i>	15-23
Club Car	9	Plymouth: <i>See Chrysler</i>	7-9
Daewoo	9	Pontiac: <i>See General Motors</i>	15-23
Datsun: <i>See Nissan</i>	38	Saab	40
Dodge, Eagle: <i>See Chrysler</i>	7-9	Saturn: <i>See General Motors</i>	15-23
E-Z Go Golf Cart	10	Subaru	40-41
Ferrari	10	Suzuki	41
Fiat	10	Suzuki Motorcycle	42
Ford	10-14	Triumph Motorcycle	42
Freightliner	14	Toyota	42-45
General Motors	15-23	Toyota Forklift	42
Geo, GMC: <i>See General Motors</i>	15-23	Volkswagen	45-46
Harley Davidson Motorcycle	24	Volvo	46
Hino Truck	24	Yamaha Motorcycle	47
Honda	24-26	Yard Tractor	48
Honda Motorcycle	26	Yugo	48
Hummer	27		
Hyundai	27-28		
Infiniti: <i>See Nissan</i>	38-40		
Isuzu	29-30		
Jeep: <i>See Chrysler</i>	7-9		
John Deere	30		
Kawasaki Motorcycle	31		
Kia	31		
Komatsu	32		
Kubota	32		



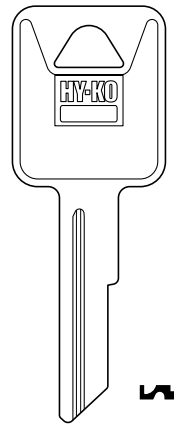
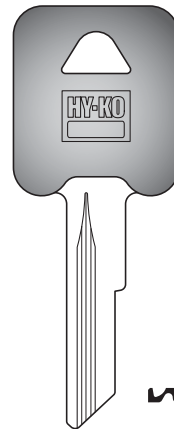
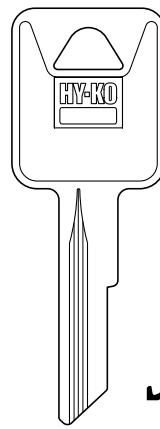
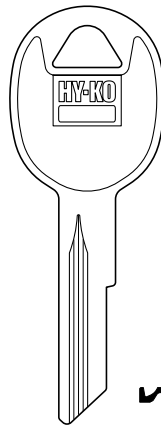
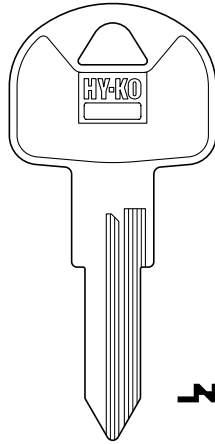
Automotive Keys

ACURA

ALFA ROMEO

AMC

See **HONDA**
Automotive
on pg 24



Hy-Ko EZ No.

FT46

RA3

RA4

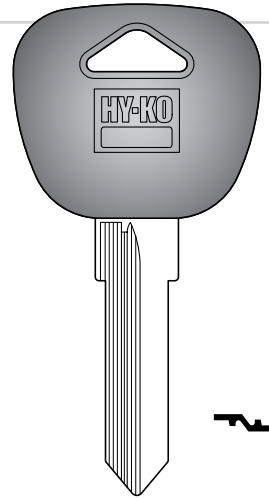
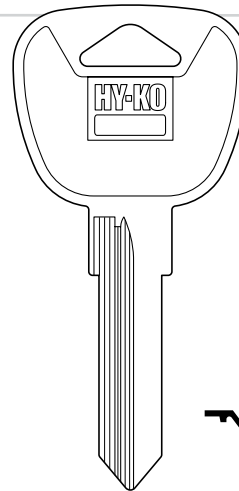
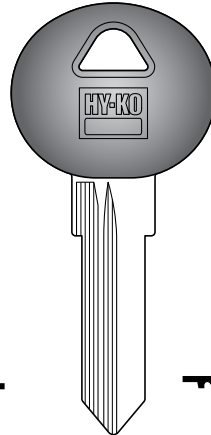
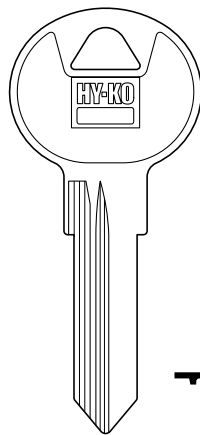
RA4P

RA7

AUDI

BMW

See **VOLKSWAGEN**
Automotive
on pg 45



Hy-Ko EZ No.

BMW2

BMW2P

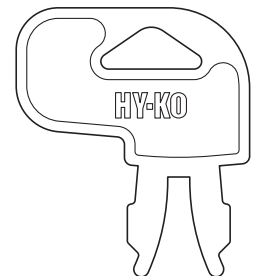
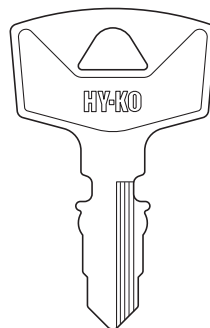
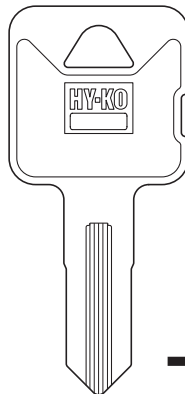
BMW3

BMW3P

BUICK, CADILLAC

CATERPILLAR

See **GENERAL MOTORS**
Automotive
on pg 15



Hy-Ko EZ No.

CAT1

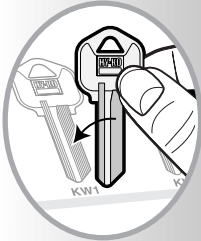
CAT2

CAT3

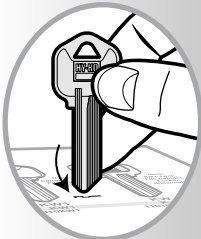
CNA2

Identifying A Key

1 Find a key similar in size, key head shape, and millings.



2 Raise key vertically on its tip and place on the key cross section.

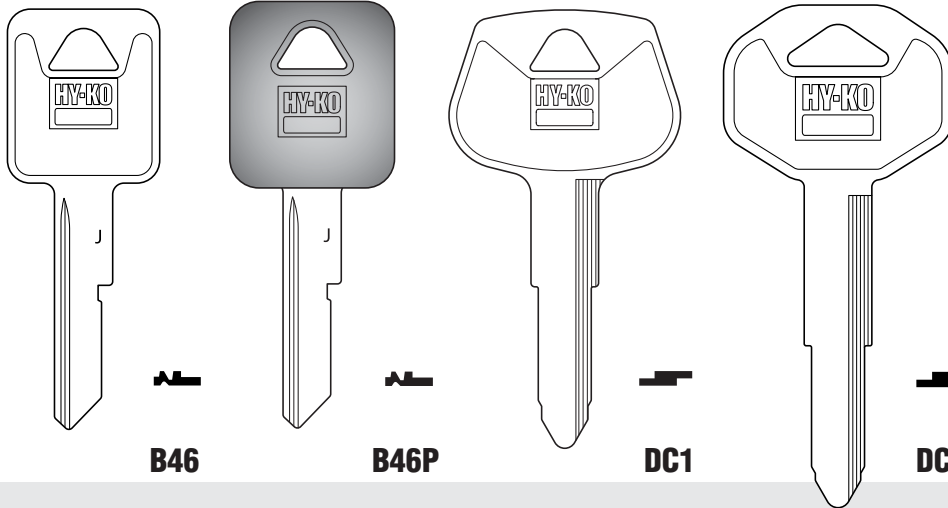


3 Match the grooves of the key to the keyway.

CHEVROLET

CHRYSLER (Includes Dodge, Eagle, Jeep, Plymouth)

See
GENERAL MOTORS
Automotive
on pg 15



Hy-Ko EZ No.

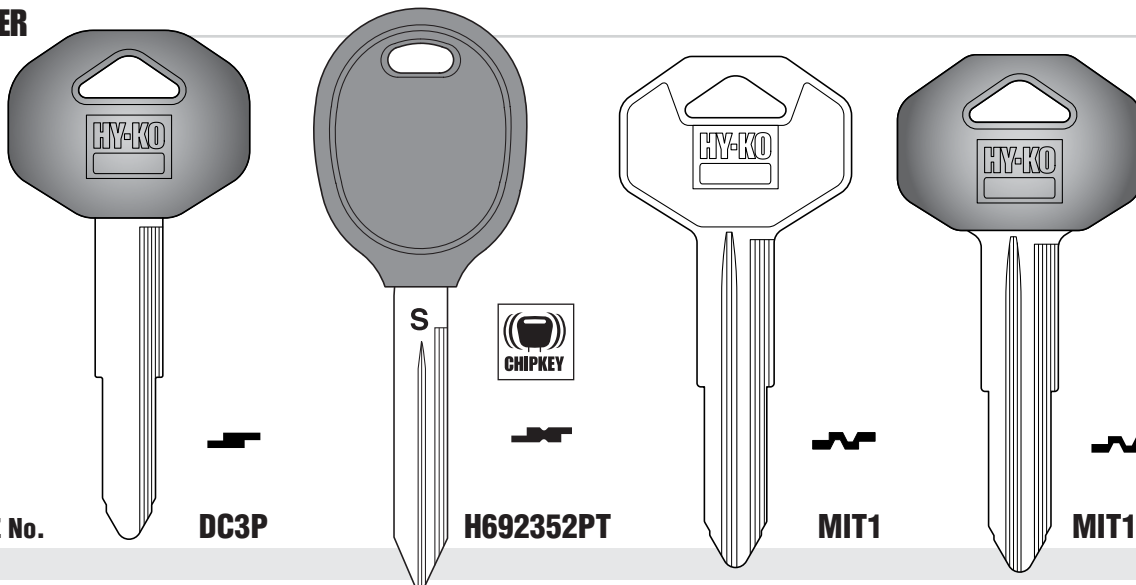
B46

B46P

DC1

DC3

CHRYSLER



Hy-Ko EZ No.


DC3P

H692352PT

MIT1

MIT1P

CHRYSLER



Hy-Ko EZ No.

MIT3

MIT4

MIT4P

MIT5

Finding A Key

1 Look for identification marks on the key head (bow).



(i.e. manufacturer's name, key name, etc.)

2 Ask the customer how the key is used.

3 See reference sections:

- Key Cross Reference pp 76-92

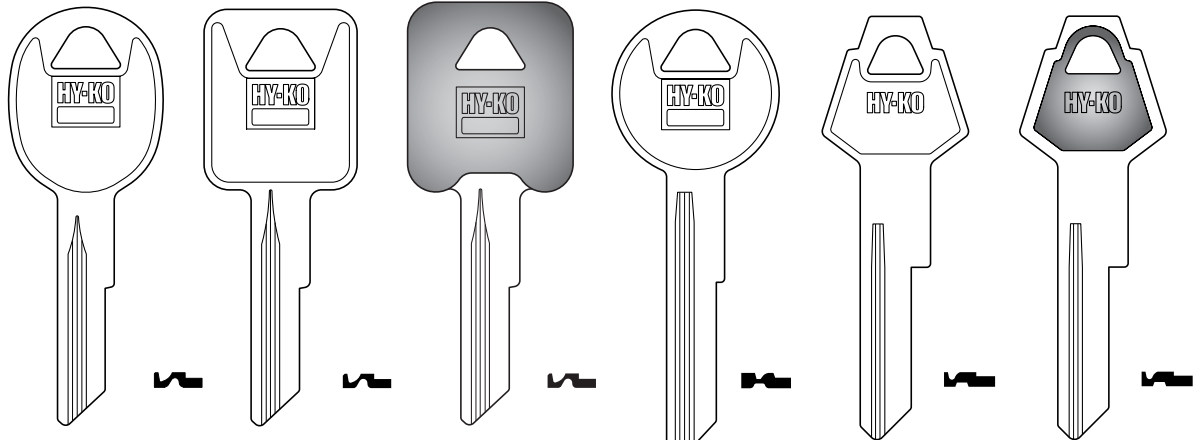
P – Black plastic head
PC – Color plastic head
See page 4 for key name explanations.

Automotive Keys

CHRYSLER

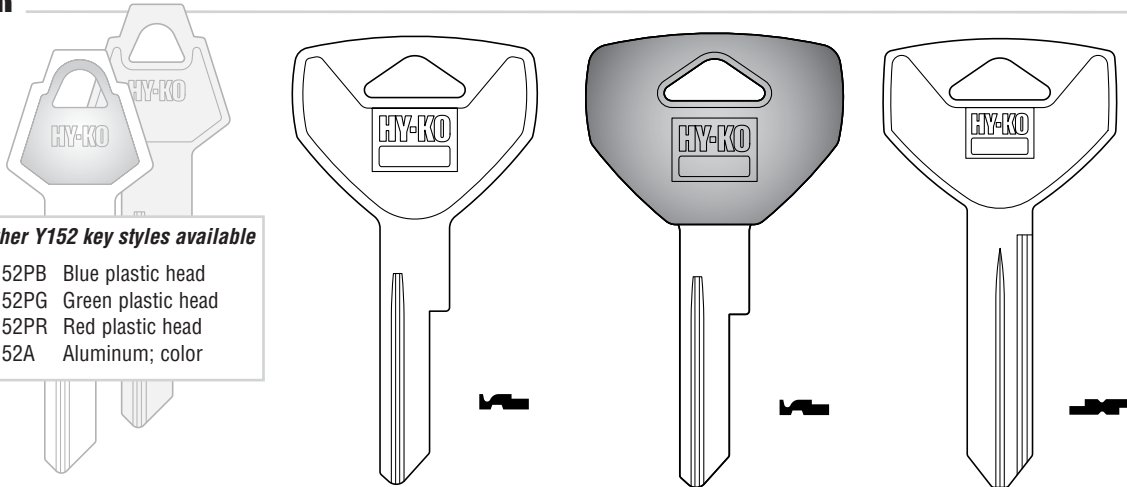
Identifying A Key

1 Find a key similar in size, key head shape, and millings.



Hy-Ko EZ No. RA3 RA4 RA4P Y149 Y152 Y152PC

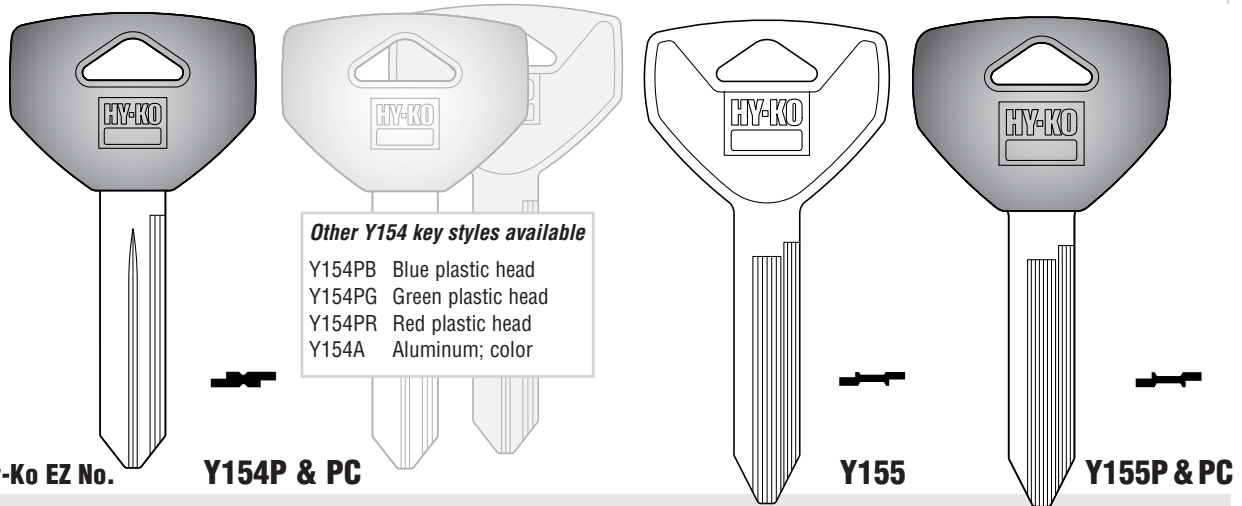
CHRYSLER



Other Y152 key styles available
 Y152PB Blue plastic head
 Y152PG Green plastic head
 Y152PR Red plastic head
 Y152A Aluminum; color


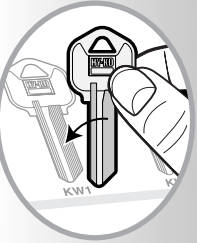
Hy-Ko EZ No. Y153 Y153P Y154

CHRYSLER




Other Y154 key styles available
 Y154PB Blue plastic head
 Y154PG Green plastic head
 Y154PR Red plastic head
 Y154A Aluminum; color

Hy-Ko EZ No. Y154P & PC Y155 Y155P & PC



3 Match the grooves of the key to the keyway.

CHRYSLER



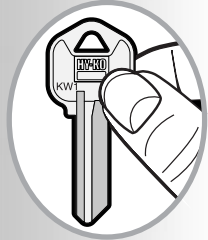
Hy-Ko EZ No.

Y157

Y157P & PC

Finding A Key

1 Look for identification marks on the key head (bow).



(i.e. manufacturer's name, key name, etc.)

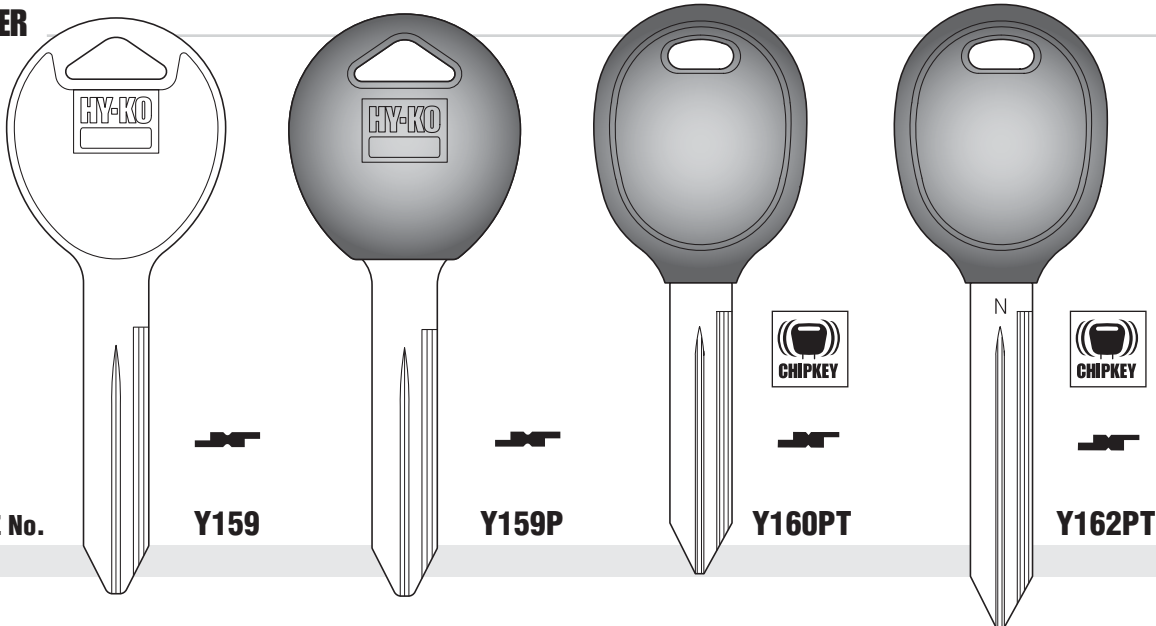
2 Ask the customer how the key is used.

3 See reference sections:

• Key Cross Reference pp 76-92

P – Black plastic head
 PC – Color plastic head
 See page 4 for key name explanations

CHRYSLER



Hy-Ko EZ No.

Y159

Y159P

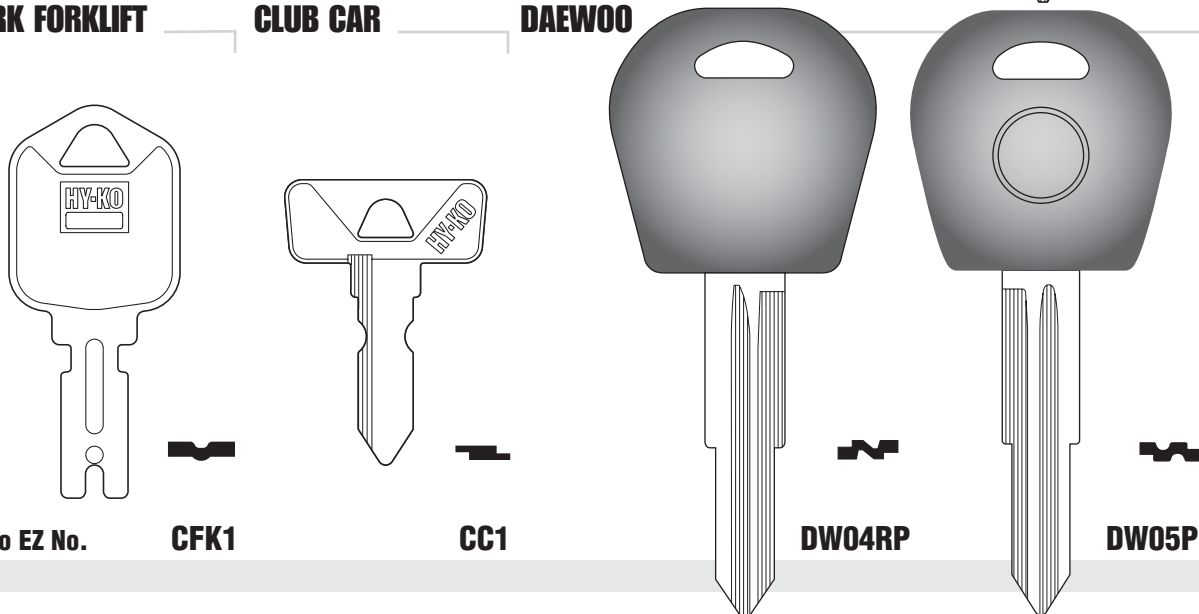
Y160PT

Y162PT

CLARK FORKLIFT

CLUB CAR

DAEWOO



Hy-Ko EZ No.

CFK1

CC1

DW04RP

DW05P

Automotive Keys

DATSUN

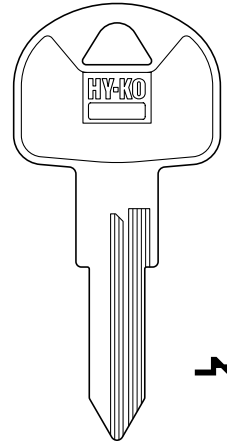

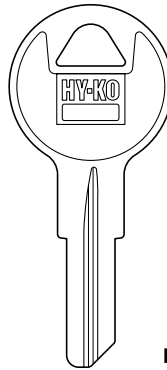
DODGE, EAGLE

E-Z GO GOLF CART

FERRARI

**See NISSAN
Automotive
on pg 38**

**See CHRYSLER
Automotive
on pg 7**



Hy-Ko EZ No.

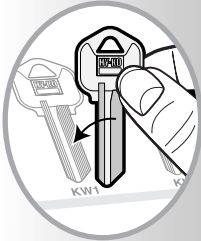
B52

B52P

FT46

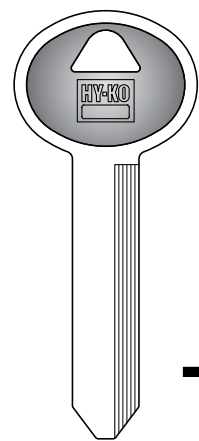
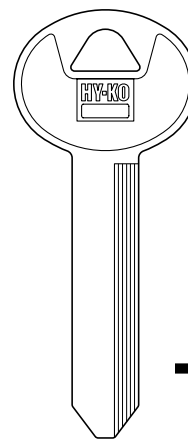
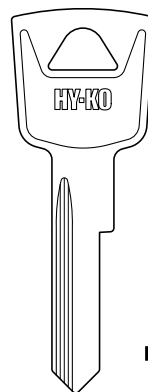
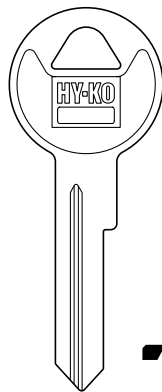
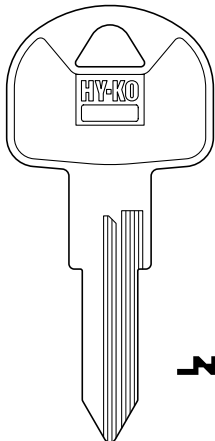
Identifying A Key

1 Find a key similar in size, key head shape, and millings.



FIAT

FORD (Includes Lincoln, Mercury)



Hy-Ko EZ No.

FT46

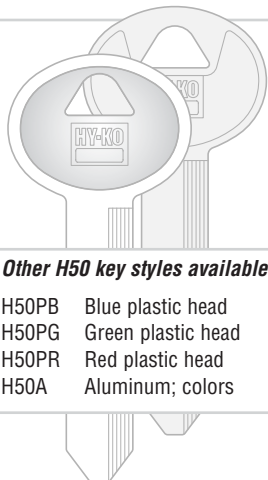
H26

H27

H50

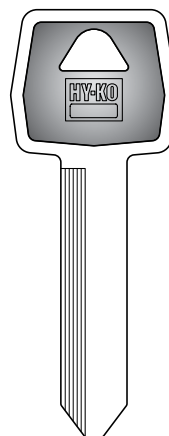
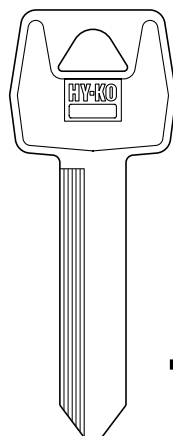
H50P & PC

FORD



Other H50 key styles available

- H50PB Blue plastic head
- H50PG Green plastic head
- H50PR Red plastic head
- H50A Aluminum; colors



Other H51 key styles available

- H51A Aluminum; colors

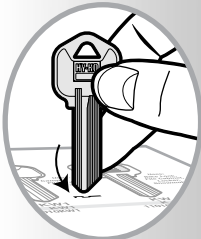
Hy-Ko EZ No.

H51

H51P & PC

2

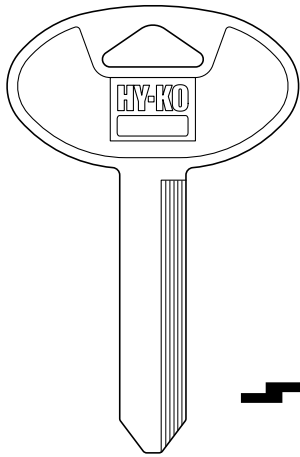
Raise key vertically on its tip and place on the key cross section.



3

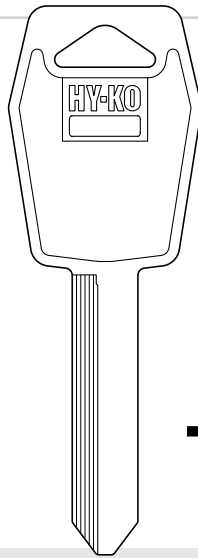
Match the grooves of the key to the keyway.

FORD

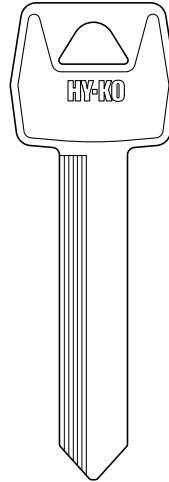


Hy-Ko EZ No.

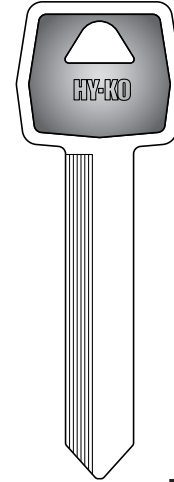
H52



H53



H54



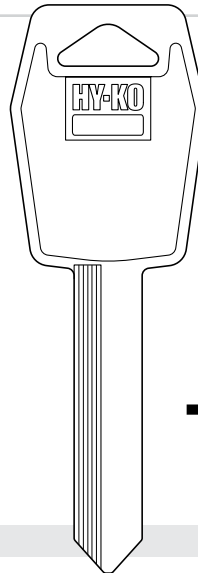
H54PC

FORD

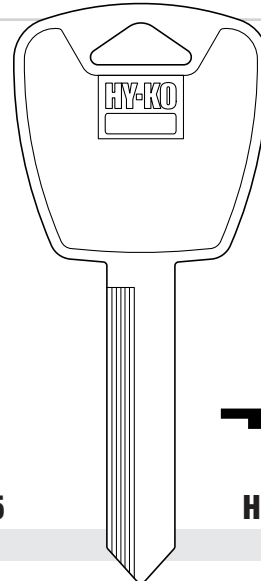


Other H54 key styles available

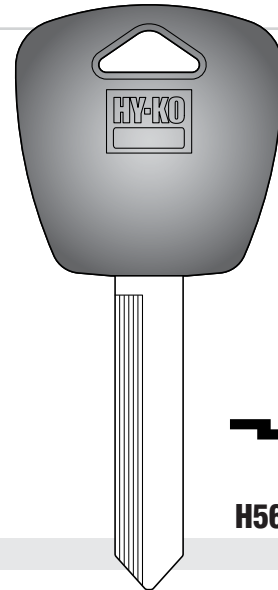
- H54PB Blue plastic head
- H54PG Green plastic head
- H54PR Red plastic head
- H54A Aluminum; colors



H55



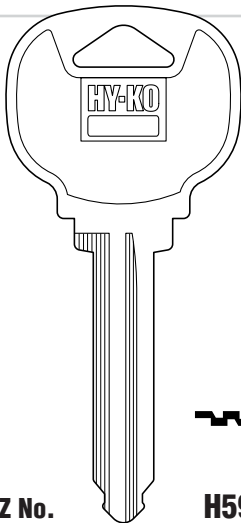
H56



H56P

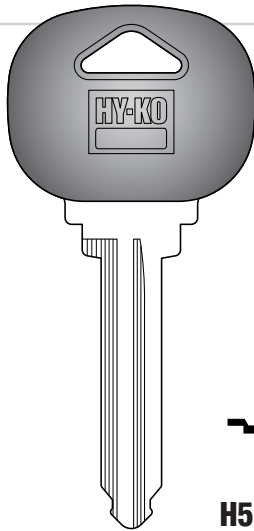
Hy-Ko EZ No.

FORD



Hy-Ko EZ No.

H59

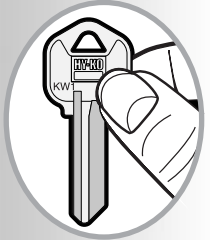


H59P



Finding A Key

1 Look for identification marks on the key head (bow).



(i.e. manufacturer's name, key name, etc.)

2 Ask the customer how the key is used.

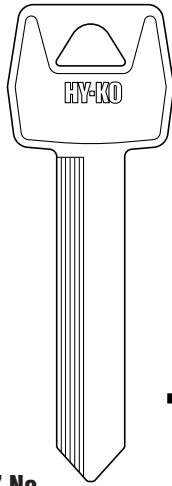
3 See reference sections:

- Key Cross Reference pp 76-92

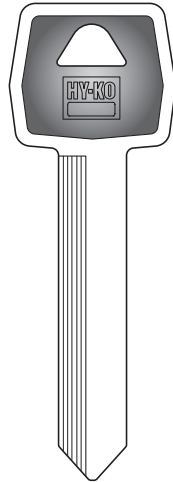
- P – Black plastic head
- PC – Color plastic head
- See page 4 for key name explanations

Automotive Keys

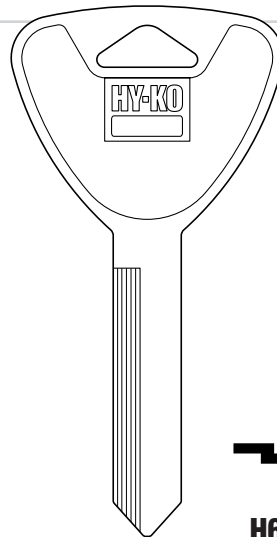
FORD



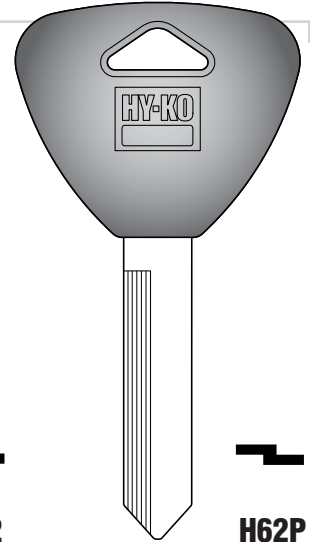
H60



H60P



H62

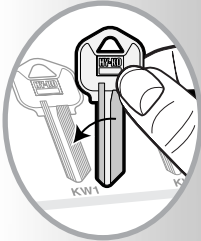


H62P

Identifying A Key

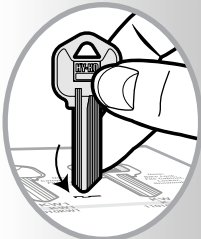
1

Find a key similar in size, key head shape, and millings.



2

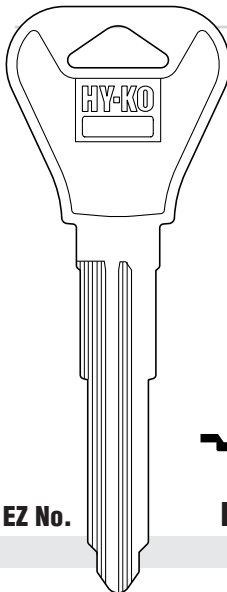
Raise key vertically on its tip and place on the key cross section.



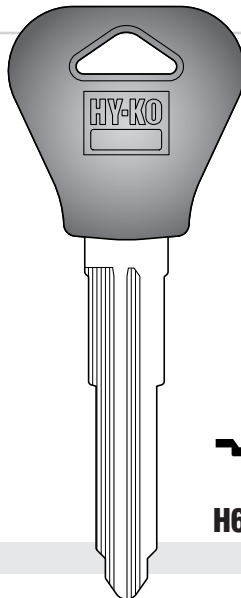
3

Match the grooves of the key to the keyway.

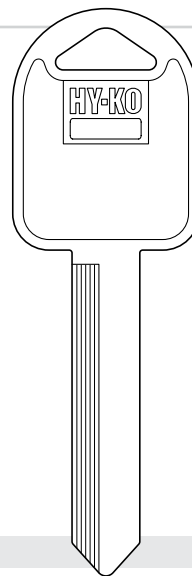
FORD



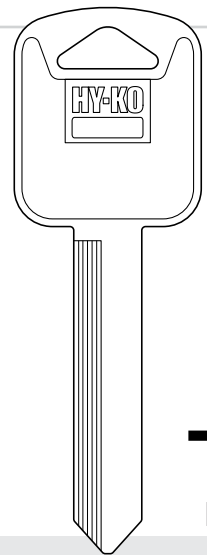
H65



H65P

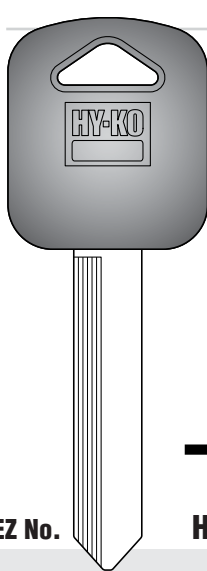


H66

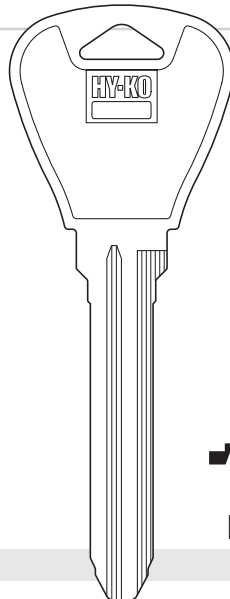


H67

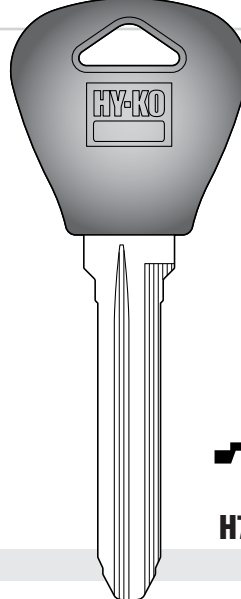
FORD



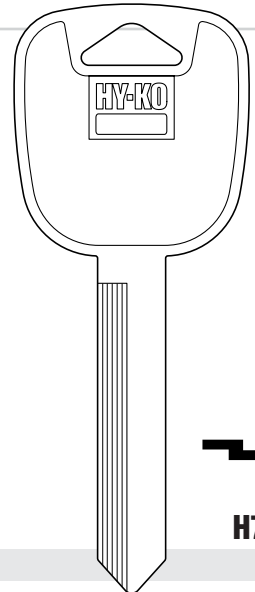
H67P



H70

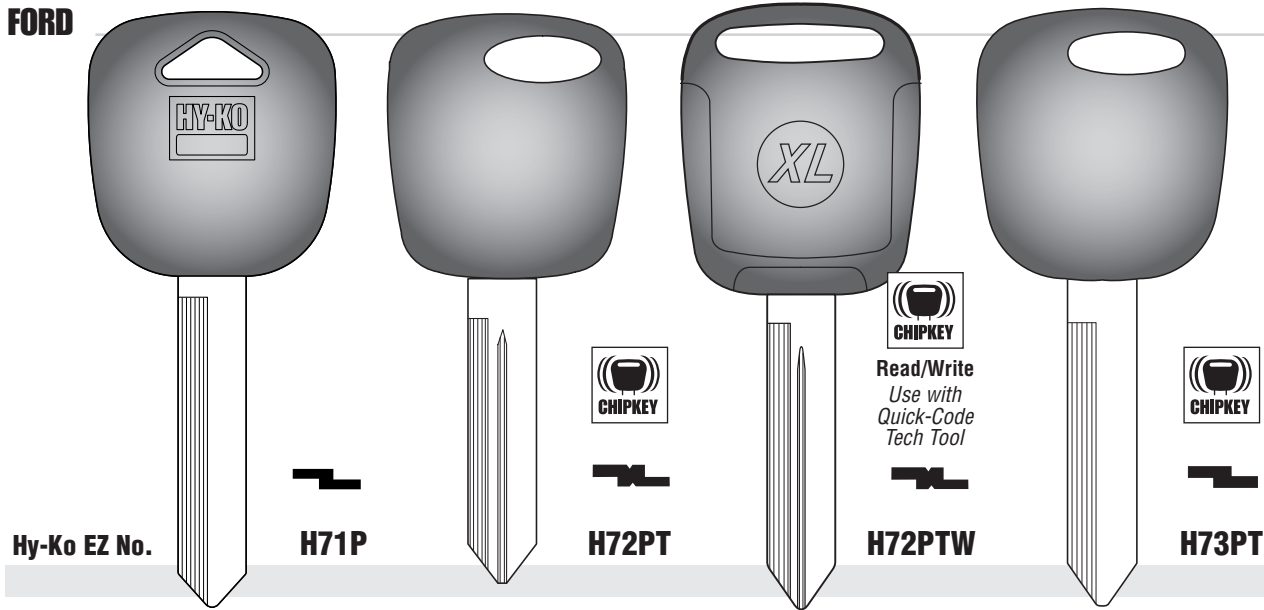


H70P



H71

FORD



Hy-Ko EZ No.

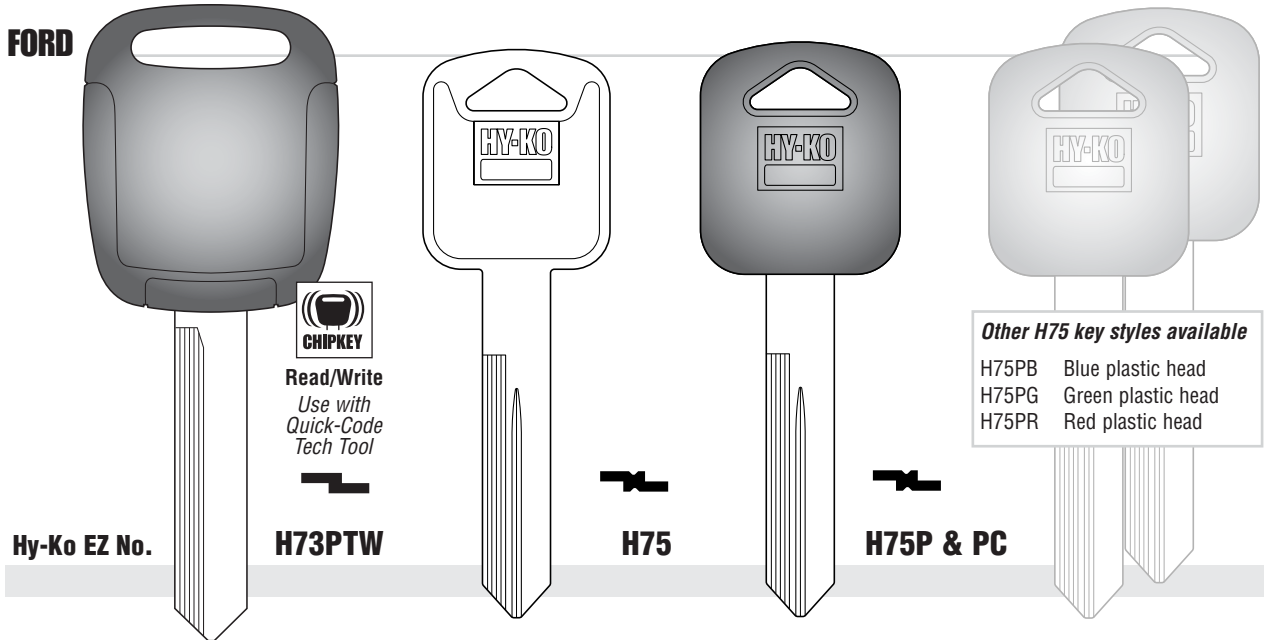
H71P

H72PT

H72PTW

H73PT

FORD



Hy-Ko EZ No.

H73PTW

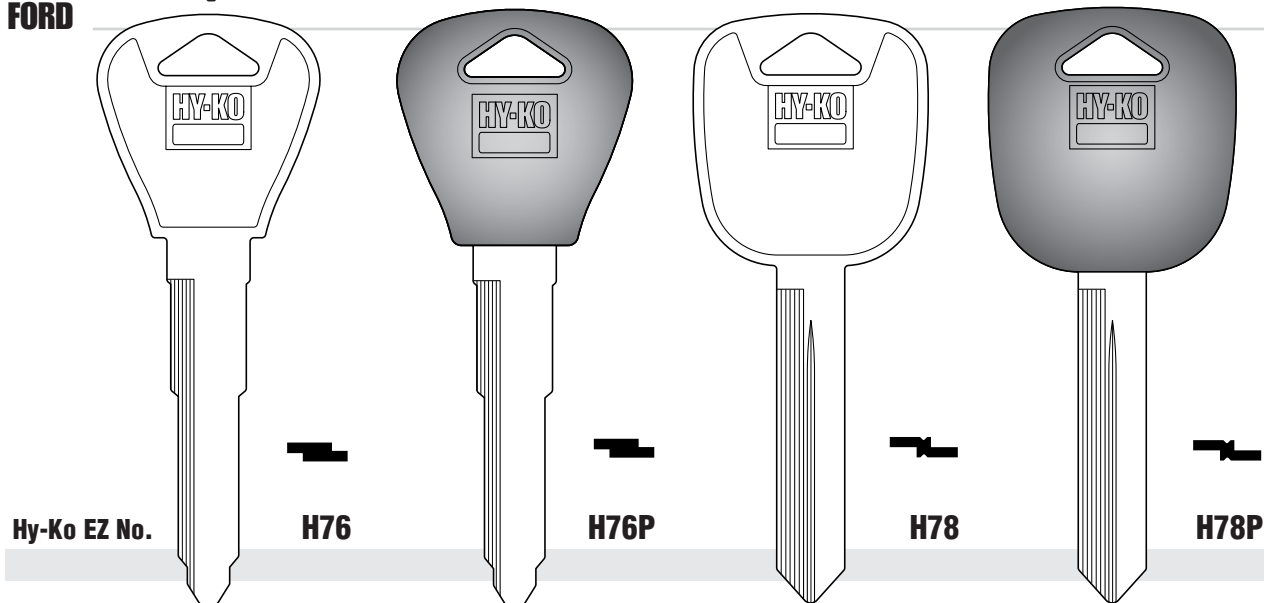
H75

H75P & PC

Other H75 key styles available

- H75PB Blue plastic head
- H75PG Green plastic head
- H75PR Red plastic head

FORD



Hy-Ko EZ No.

H76

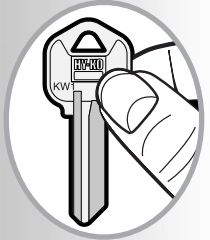
H76P

H78

H78P

Finding A Key

1 Look for identification marks on the key head (bow).



(i.e. manufacturer's name, key name, etc.)

2 Ask the customer how the key is used.

3 See reference sections:

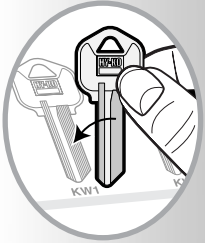
- Key Cross Reference pp 76-92

P – Black plastic head
 PC – Color plastic head
 See page 4 for key name explanations

Automotive Keys

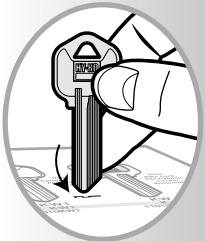
Identifying A Key

1 Find a key similar in size, key head shape, and millings.



2

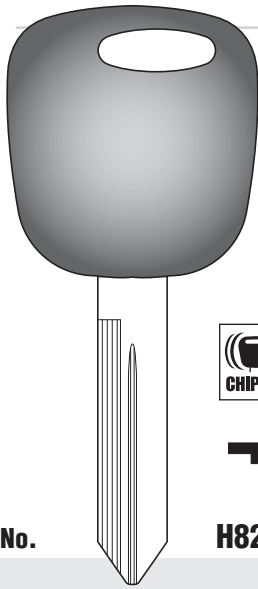
Raise key vertically on its tip and place on the key cross section.



3

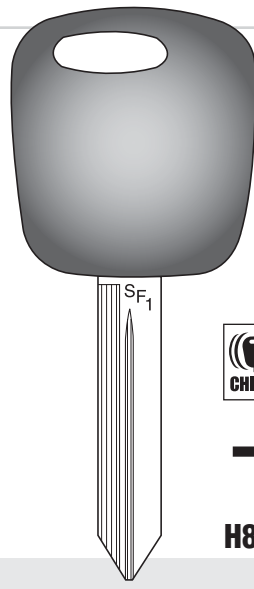
Match the grooves of the key to the keyway.

FORD




Hy-Ko EZ No.

H82PT

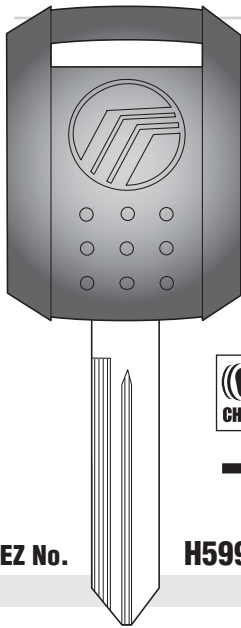


H86PT



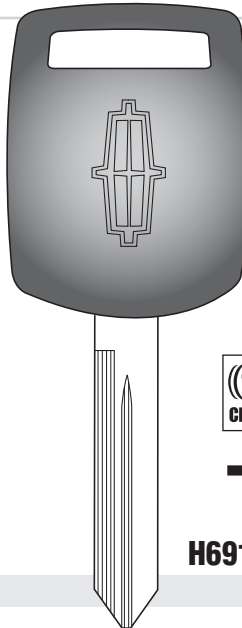
H599114PT

FORD

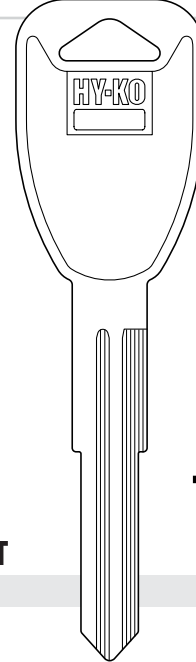


Hy-Ko EZ No.

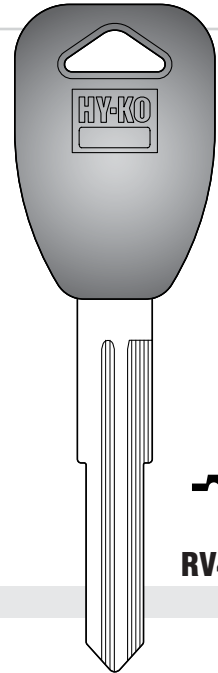
H599179PT



H691259PT

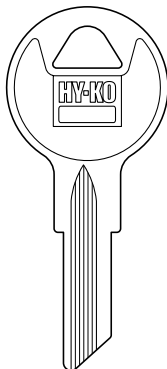


RV4



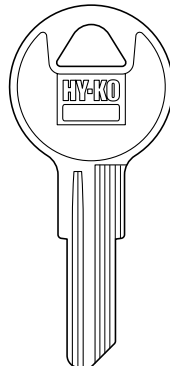
RV4P

FREIGHTLINER

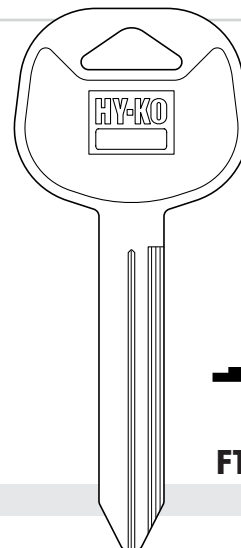


Hy-Ko EZ No.

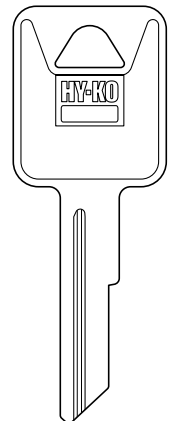
B1



CG16

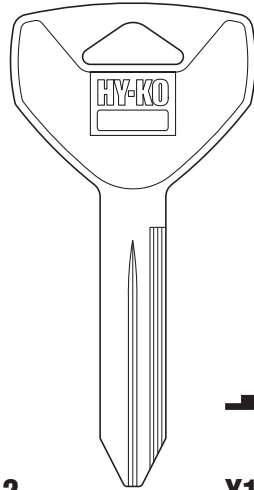


FTL1

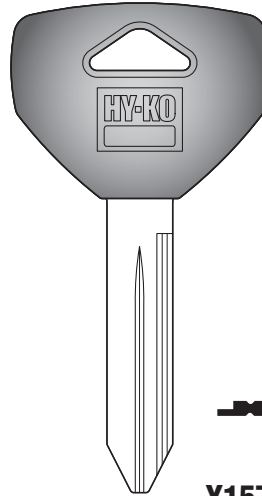


RA7

FREIGHTLINER



Y12



Y157



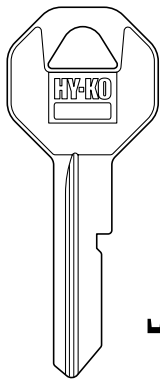
Y157P & PC

Other Y157 key styles available

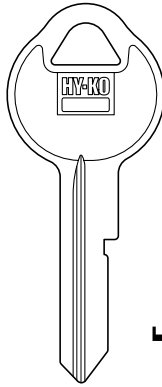
- Y157PB Blue plastic head
- Y157PG Green plastic head
- Y157PR Red plastic head

Hy-Ko EZ No.

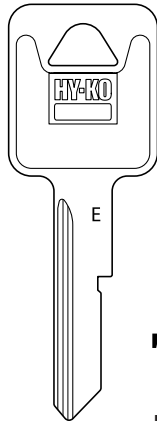
GENERAL MOTORS (Includes Buick, Cadillac, Chevrolet, Geo, GMC, Oldsmobile, Pontiac, Saturn)



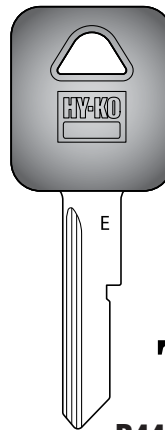
Hy-Ko EZ No. B10



B11



B44

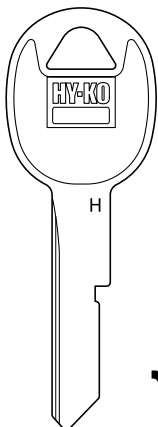


B44P & PC

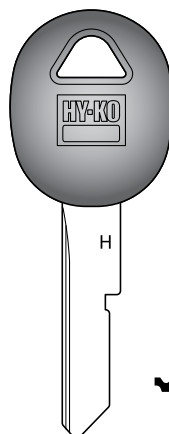
Other B44 key styles available

- B44PB Blue plastic head
- B44PG Green plastic head
- B44PR Red plastic head
- B44A Aluminum; colors

GENERAL MOTORS



Hy-Ko EZ No. B45



B45P & PC

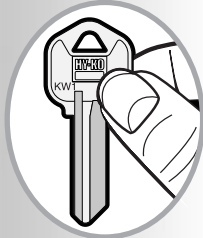
Other B45 key styles available

- B45PB Blue plastic head
- B45PG Green plastic head
- B45PR Red plastic head
- B45A Aluminum; colors



Finding A Key

1 Look for identification marks on the key head (bow).



(i.e. manufacturer's name, key name, etc.)

2 Ask the customer how the key is used.

3 See reference sections:

- Key Cross Reference pp 76-92

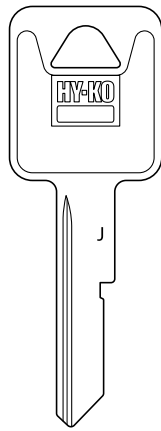
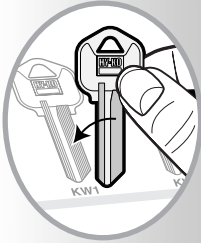
P – Black plastic head
 PC – Color plastic head
 See page 4 for key name explanations

Automotive Keys

GENERAL MOTORS

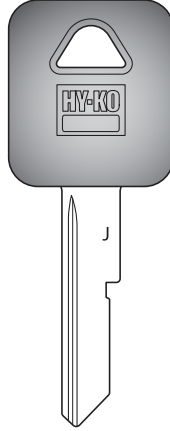
Identifying A Key

1 Find a key similar in size, key head shape, and millings.

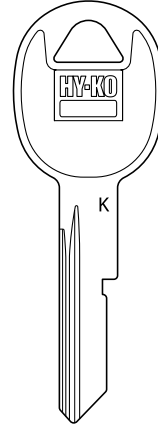


Hy-Ko EZ No.

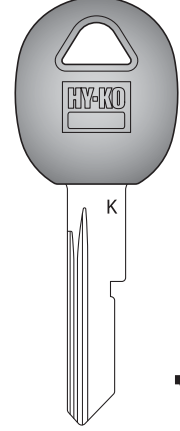
B46



B46P



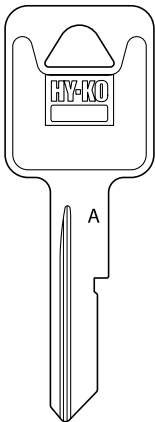

B47



B47P

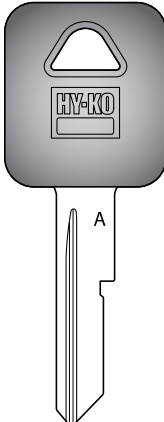
2

Raise key vertically on its tip and place on the key cross section.

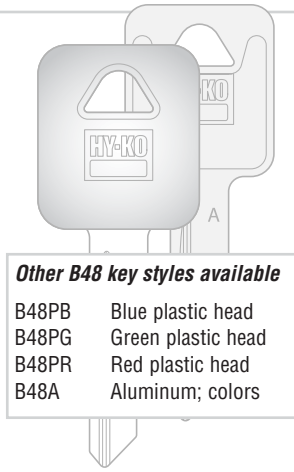


Hy-Ko EZ No.

B48

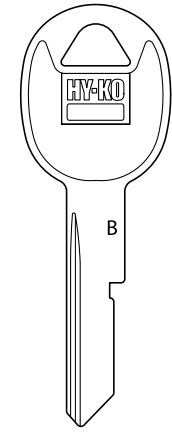


B48P & PC



Other B48 key styles available

- B48PB Blue plastic head
- B48PG Green plastic head
- B48PR Red plastic head
- B48A Aluminum; colors

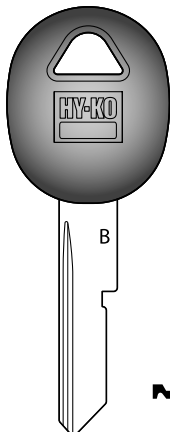


B49

3

Match the grooves of the key to the keyway.

GENERAL MOTORS



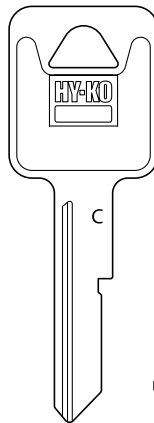
Hy-Ko EZ No.

B49P & PC

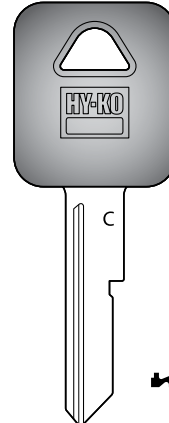


Other B49 key styles available

- B49PB Blue plastic head
- B49PG Green plastic head
- B49PR Red plastic head
- B49A Aluminum; colors



B50



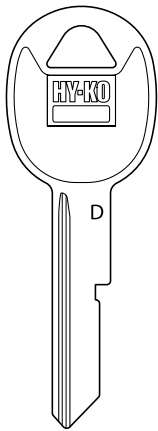
B50P & PC



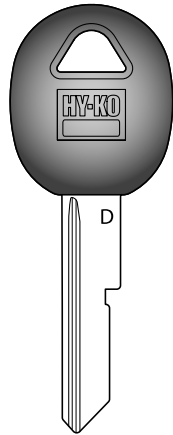
Other B50 key styles available

- B50PB Blue plastic head
- B50PG Green plastic head
- B50PR Red plastic head
- B50A Aluminum; colors

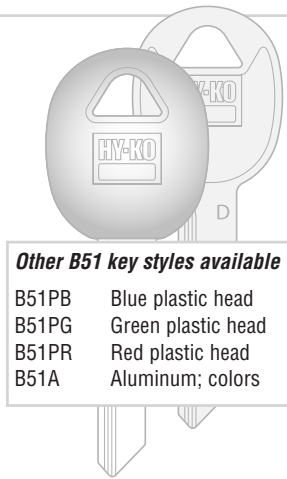
GENERAL MOTORS



B51



B51P & PC



Other B51 key styles available


- B51PB Blue plastic head
- B51PG Green plastic head
- B51PR Red plastic head
- B51A Aluminum; colors



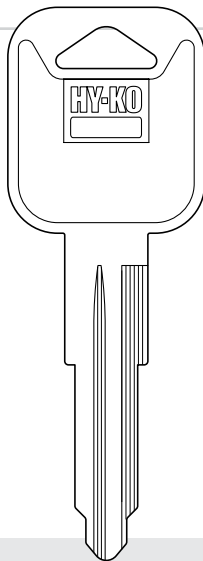
B52

Hy-Ko EZ No.

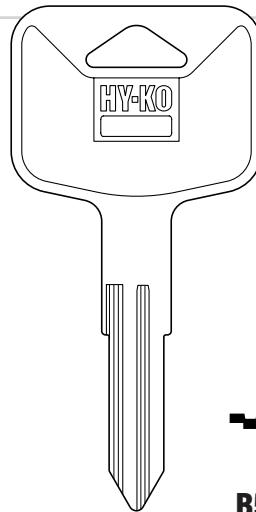
GENERAL MOTORS



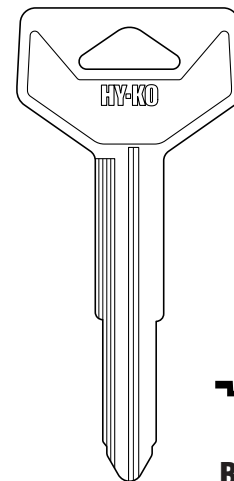
B52P



B53



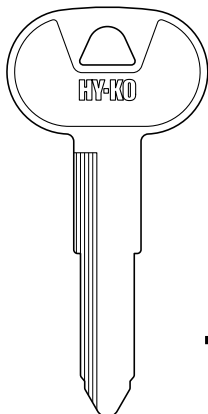
B54



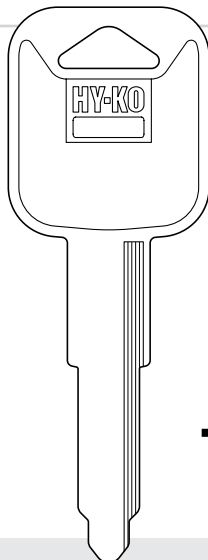
B55

Hy-Ko EZ No.

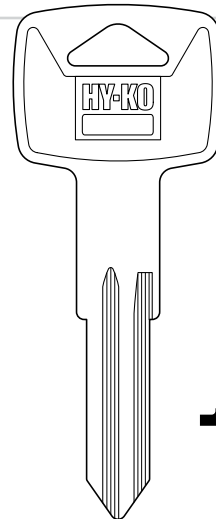
GENERAL MOTORS



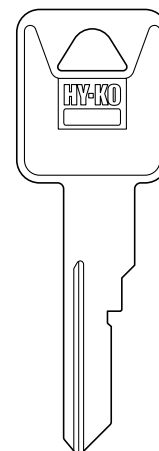
B56



B58



B61



B62

Hy-Ko EZ No.

Finding A Key

1 Look for identification marks on the key head (bow).



(i.e. manufacturer's name, key name, etc.)

2 Ask the customer how the key is used.

3 See reference sections:

- Key Cross Reference pp 76-92

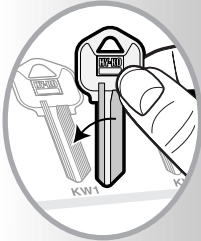
P – Black plastic head
 PC – Color plastic head
 See page 4 for key name explanations

Automotive Keys

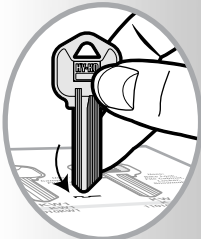
GENERAL MOTORS

Identifying A Key

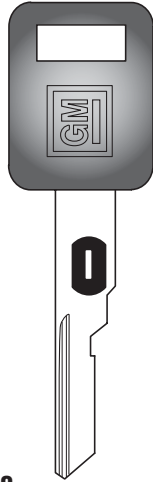
1 Find a key similar in size, key head shape, and millings.



2 Raise key vertically on its tip and place on the key cross section.



3 Match the grooves of the key to the keyway.



Hy-Ko EZ No.

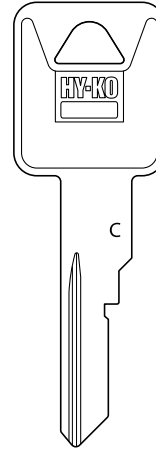
B62P1-P15
Single-sided



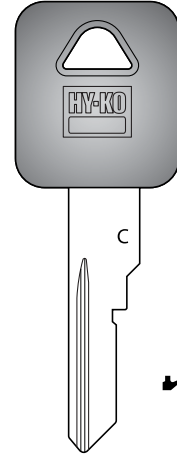
VATS

Vehicle Anti-Theft System

Keys feature resistor pellets embedded into the blade of the key. The key must match the resistor value of the ignition system for the vehicle to start.



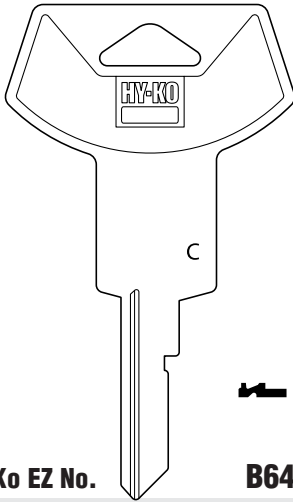
B63



B63P & PC

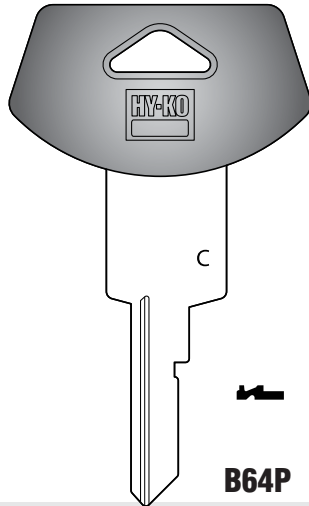


GENERAL MOTORS

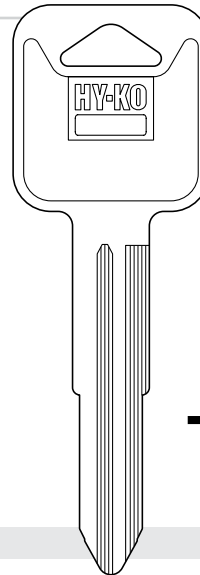


Hy-Ko EZ No.

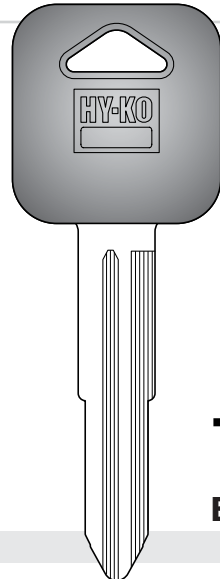
B64



B64P



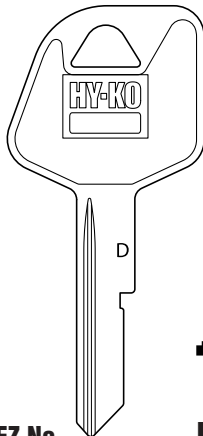
B65



B65P

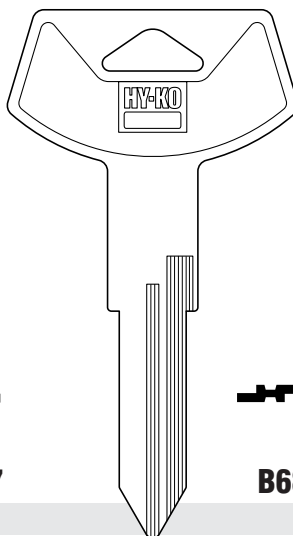


GENERAL MOTORS

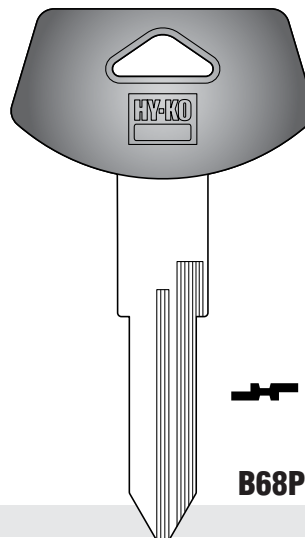


Hy-Ko EZ No.

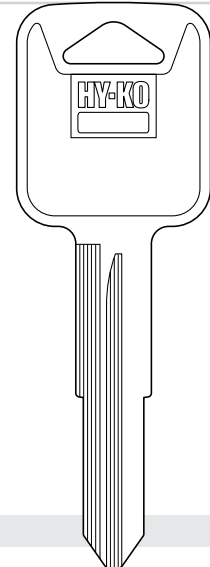
B67



B68



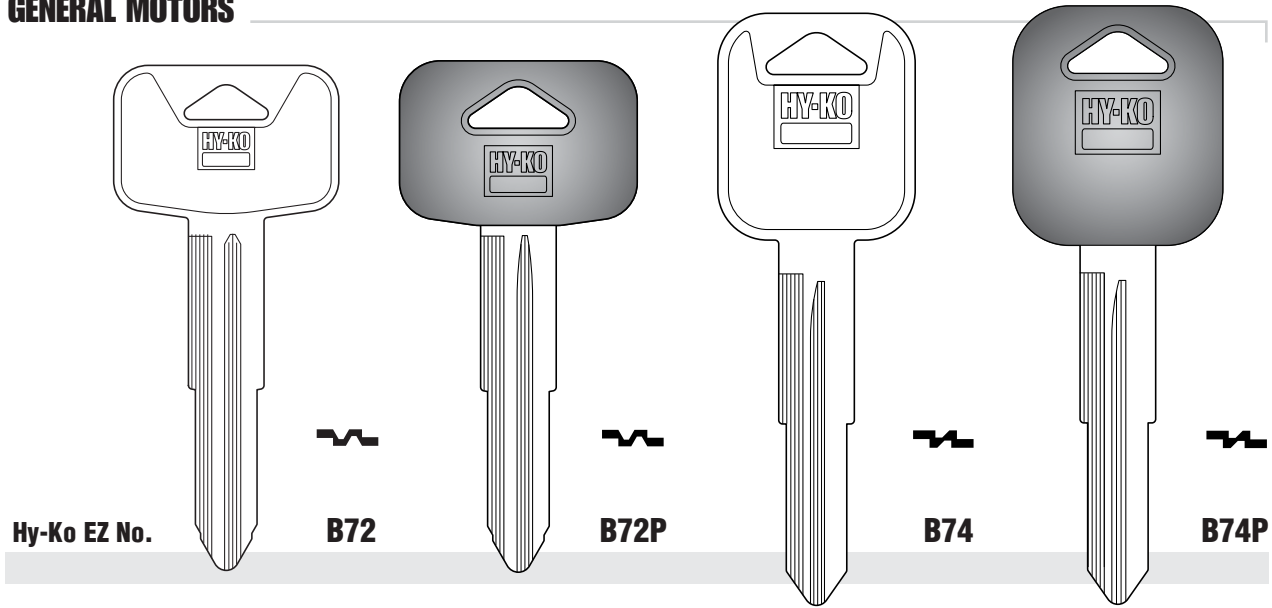
B68P



B69



GENERAL MOTORS



Hy-Ko EZ No.

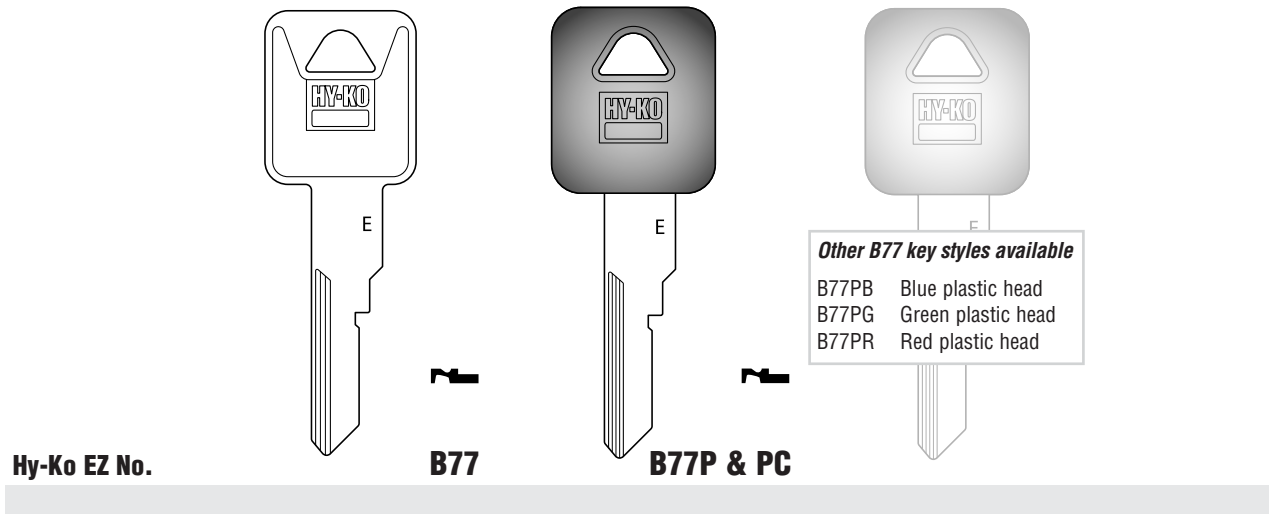
B72

B72P

B74

B74P

GENERAL MOTORS



Hy-Ko EZ No.

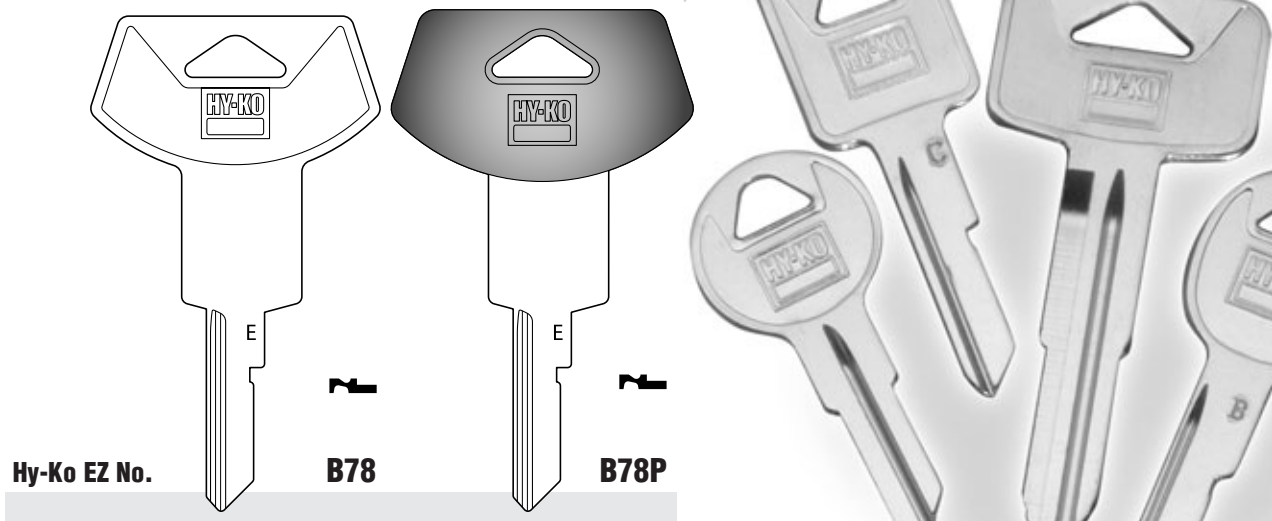
B77

B77P & PC

Other B77 key styles available

- B77PB Blue plastic head
- B77PG Green plastic head
- B77PR Red plastic head

GENERAL MOTORS



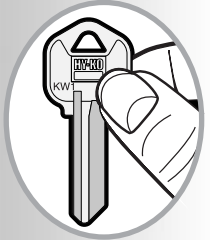
Hy-Ko EZ No.

B78

B78P

Finding A Key

1 Look for identification marks on the key head (bow).



(i.e. manufacturer's name, key name, etc.)

2 Ask the customer how the key is used.

3 See reference sections:

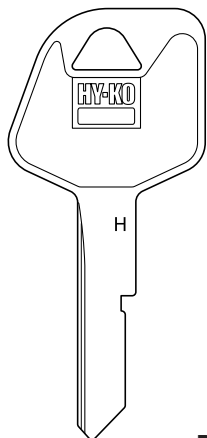
- Key Cross Reference pp 76-92

P – Black plastic head
 PC – Color plastic head
 See page 4 for key name explanations

Automotive Keys

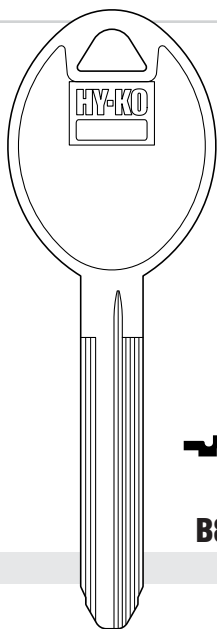
GENERAL MOTORS

Identifying A Key

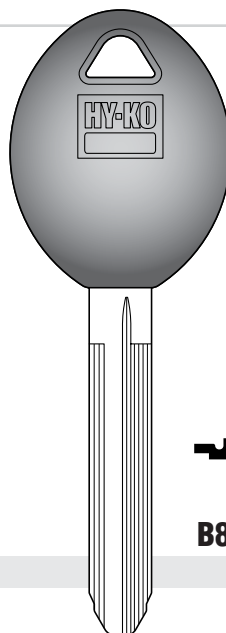


Hy-Ko EZ No.

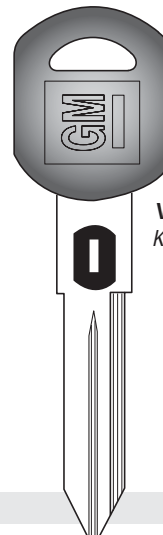
B79



B80



B80P

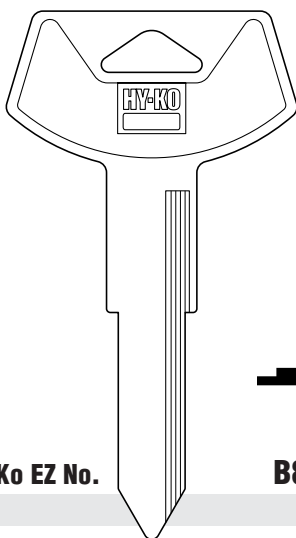


VATS
Vehicle Anti-Theft System
Keys feature resistor pellets embedded into the blade of the key. The key must match the resistor value of the ignition system for the vehicle to start.



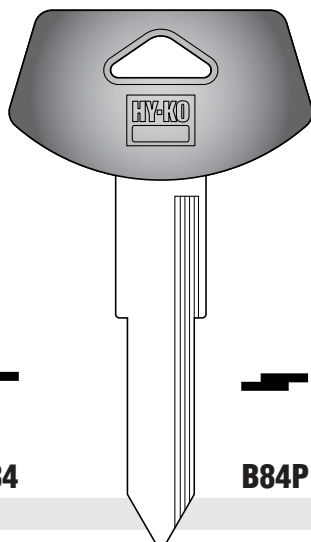
B82P2-P15
Double-sided

GENERAL MOTORS

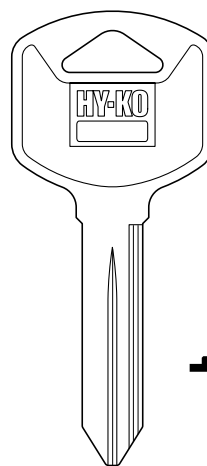


Hy-Ko EZ No.

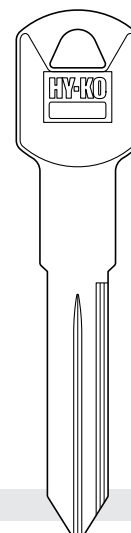
B84



B84P

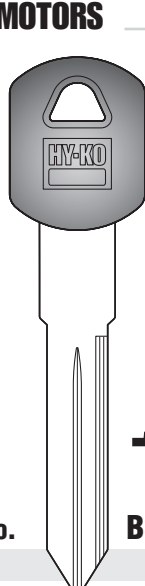


B85



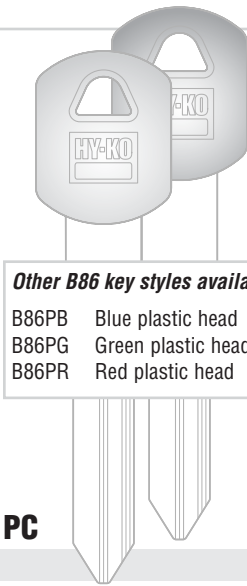
B86

GENERAL MOTORS



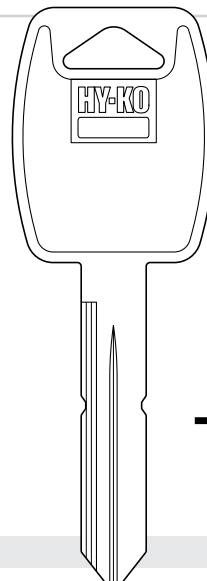
Hy-Ko EZ No.

B86P & PC

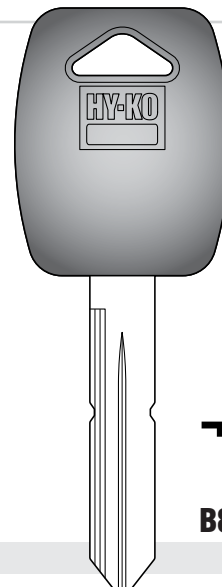


Other B86 key styles available

- B86PB Blue plastic head
- B86PG Green plastic head
- B86PR Red plastic head



B88



B88P



1 Find a key similar in size, key head shape, and millings.

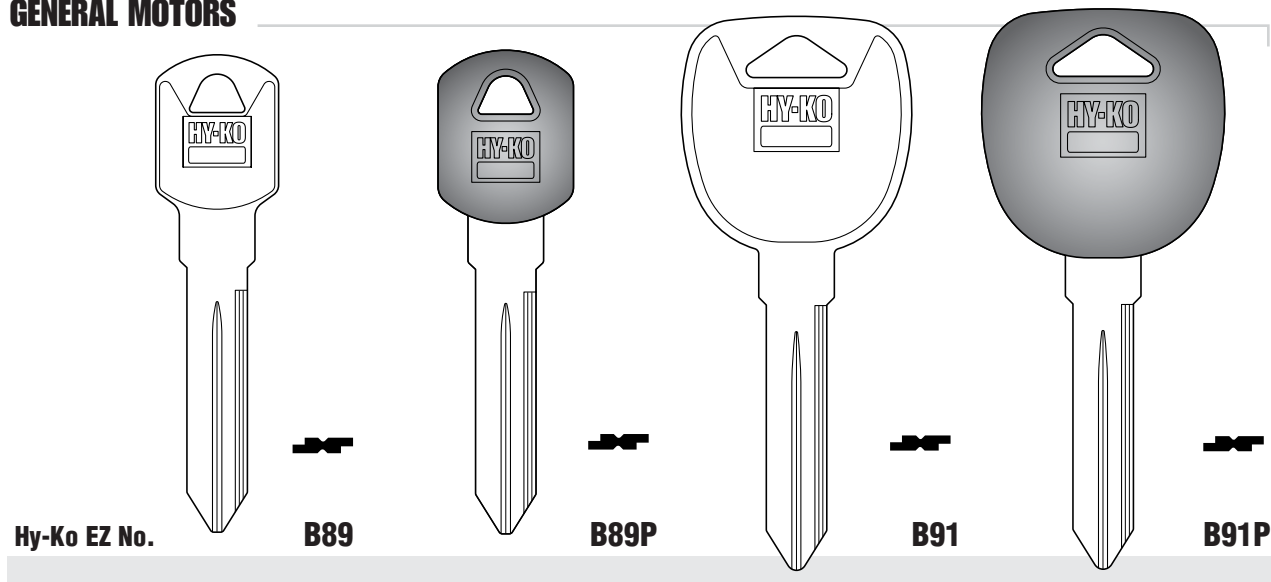


2 Raise key vertically on its tip and place on the key cross section.



3 Match the grooves of the key to the keyway.

GENERAL MOTORS



Hy-Ko EZ No.

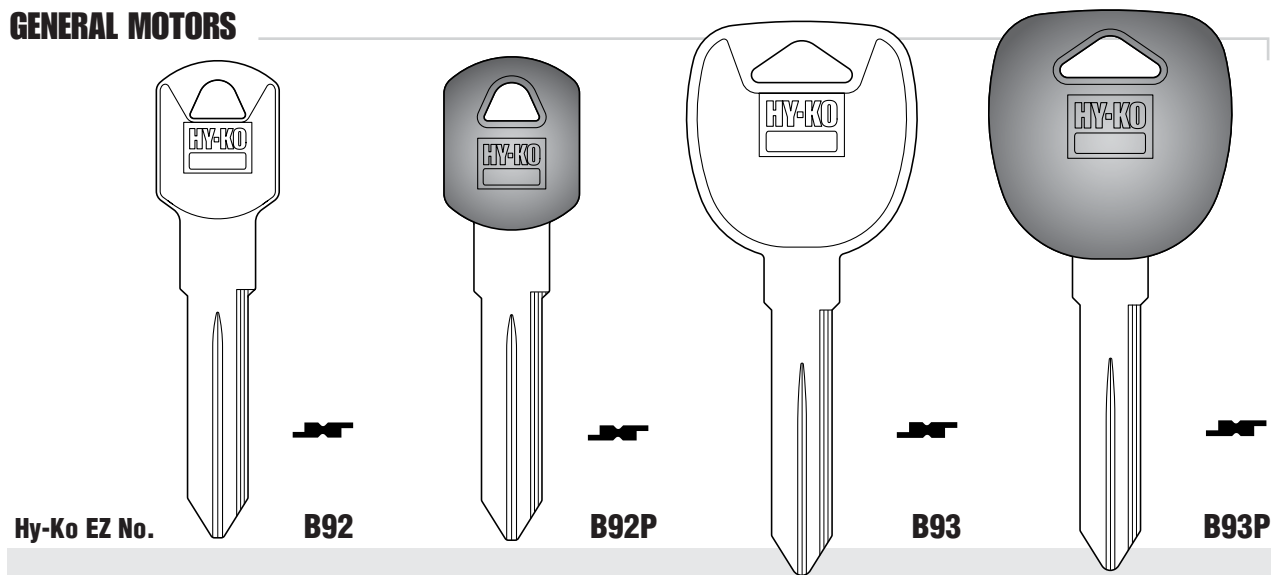
B89

B89P

B91

B91P

GENERAL MOTORS



Hy-Ko EZ No.


B92

B92P

B93

B93P

GENERAL MOTORS



Hy-Ko EZ No.

B96

B96P

Finding A Key

1 Look for identification marks on the key head (bow).



(i.e. manufacturer's name, key name, etc.)

2 Ask the customer how the key is used.

3 See reference sections:

- Key Cross Reference pp 76-92

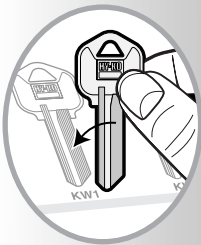
P – Black plastic head
 PC – Color plastic head
 See page 4 for key name explanations

Automotive Keys

GENERAL MOTORS

Identifying A Key

1 Find a key similar in size, key head shape, and millings.




PK3



Hy-Ko EZ No.


B97PT



PK3



B99PT



RW



Read/Write
Use with
Quick-Code
Tech Tool



B99PTW



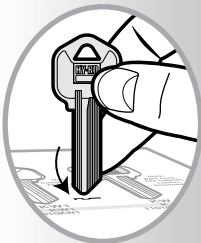
Read/Write
Use with
Quick-Code
Tech Tool



B100PTW

GENERAL MOTORS

2 Raise key vertically on its tip and place on the key cross section.



HY-KO



Hy-Ko EZ No.

B101



HY-KO



B102



HY-KO



B102P

GENERAL MOTORS

3 Match the grooves of the key to the keyway.




PK3
M



Hy-Ko EZ No.

B103PT



RW



Read/Write
Use with
Quick-Code
Tech Tool



B103PTW



VALET
KEY

PK3



B104PT

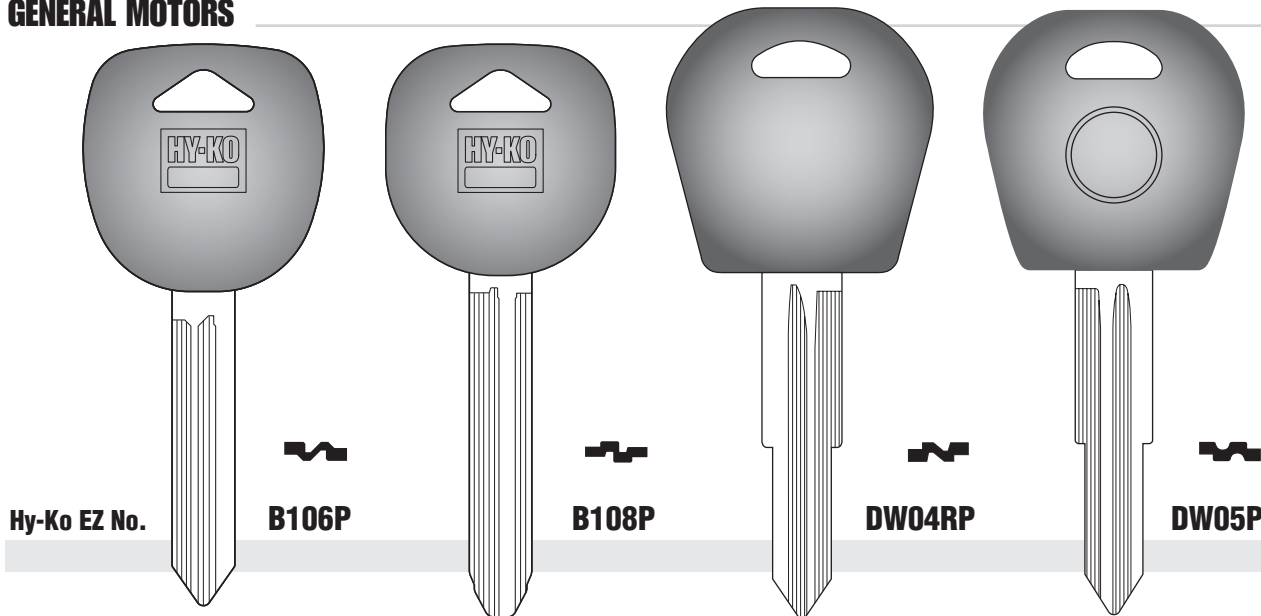


Read/Write
Use with
Quick-Code
Tech Tool

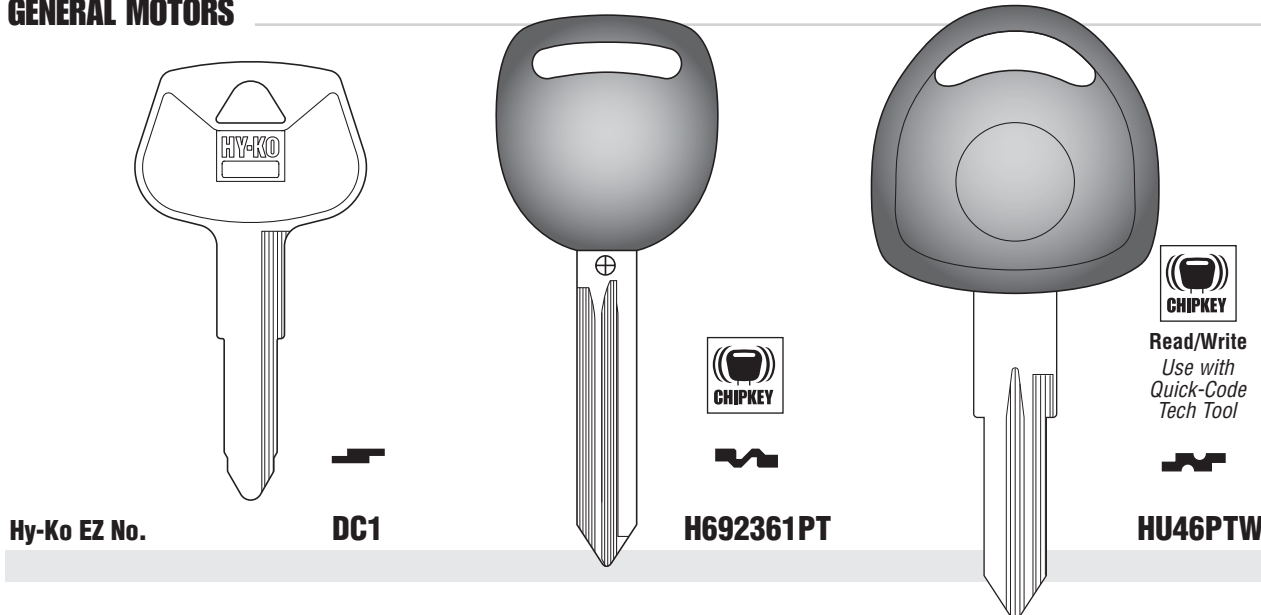


B104PTW

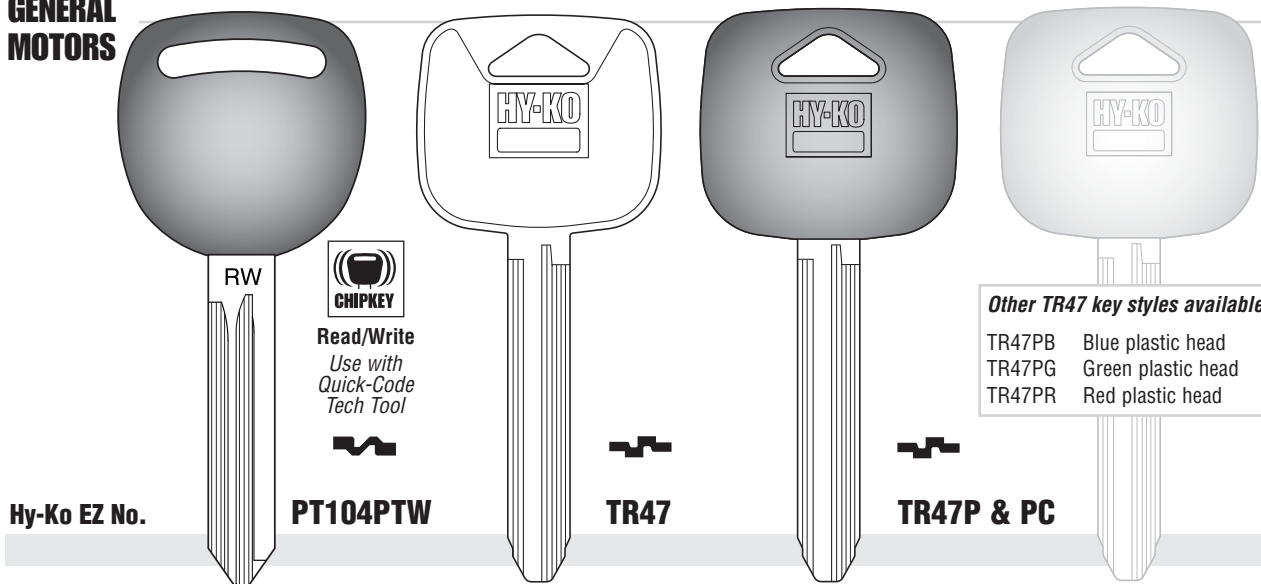
GENERAL MOTORS



GENERAL MOTORS

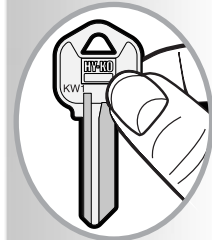


GENERAL MOTORS



Finding A Key

1 Look for identification marks on the key head (bow).



(i.e. manufacturer's name, key name, etc.)

2 Ask the customer how the key is used.

3 See reference sections:

- Key Cross Reference pp 76-92

P – Black plastic head
 PC – Color plastic head
 See page 4 for key name explanations

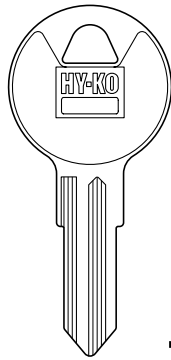
Automotive Keys

GEO, GMC

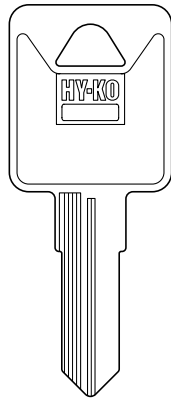
HARLEY-DAVIDSON MOTORCYCLE

HINO TRUCK

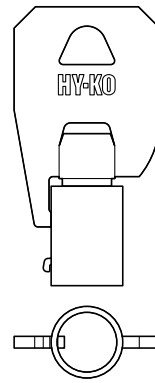
See
**GENERAL
MOTORS**
Automotive
on pg 15



Hy-Ko EZ No. **HYD12**

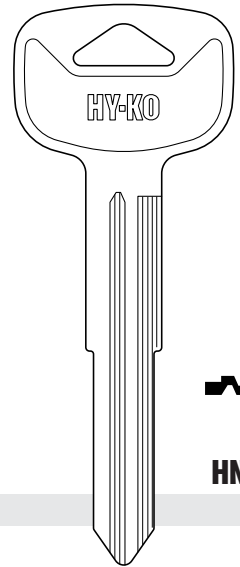


Hy-Ko EZ No. **HYD13**



*Tubular
Key:
requires
special
key machine*

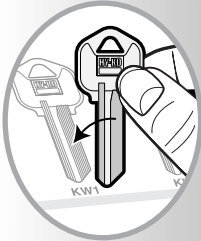
Hy-Ko EZ No. **FH1**



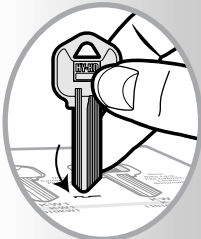
Hy-Ko EZ No. **HN3**

Identifying A Key

1 Find a key similar in size, key head shape, and millings.

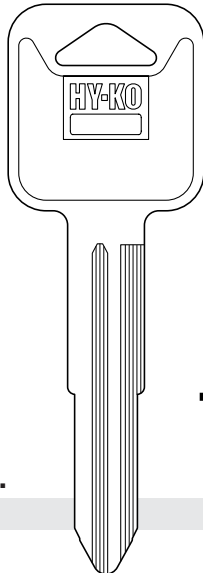


2 Raise key vertically on its tip and place on the key cross section.

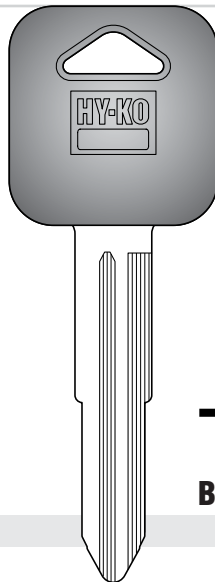


3 Match the grooves of the key to the keyway.

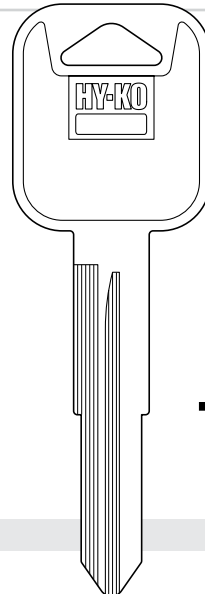
HONDA (Includes ACURA)



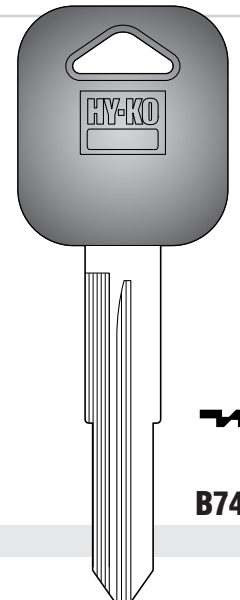
Hy-Ko EZ No. **B65**



Hy-Ko EZ No. **B65P**

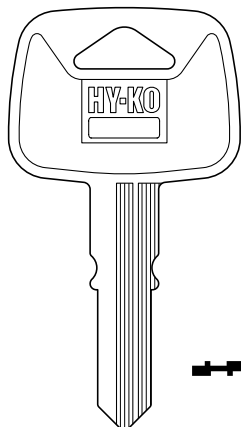


Hy-Ko EZ No. **B74**

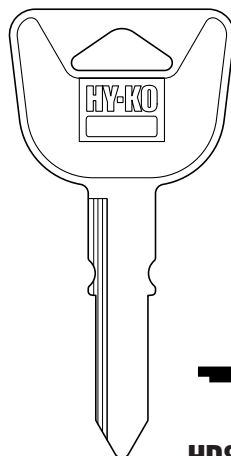


Hy-Ko EZ No. **B74P**

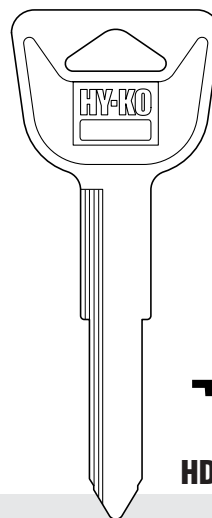
HONDA



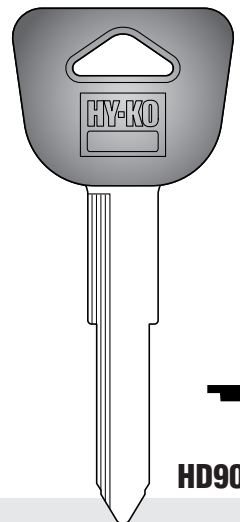
Hy-Ko EZ No. **HD70U**



Hy-Ko EZ No. **HD82**

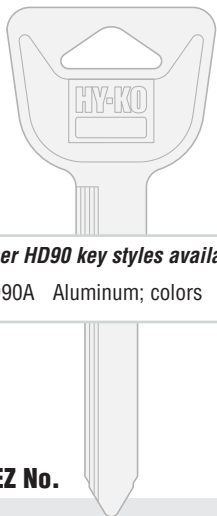


Hy-Ko EZ No. **HD90**



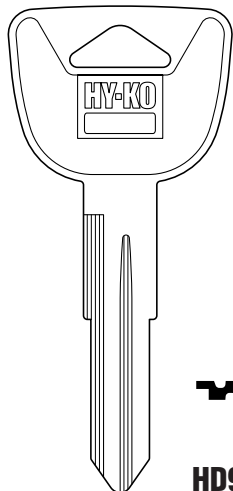
Hy-Ko EZ No. **HD90P**

HONDA

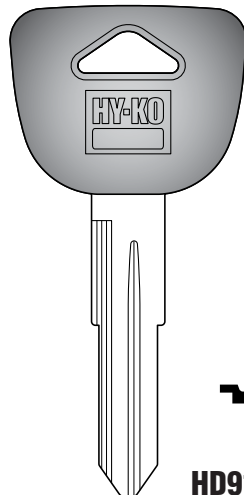


Other HD90 key styles available
HD90A Aluminum; colors

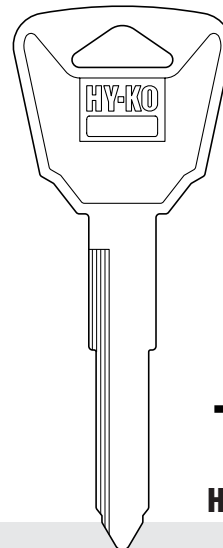
Hy-Ko EZ No.



HD91

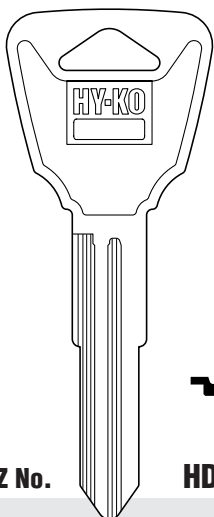


HD91P



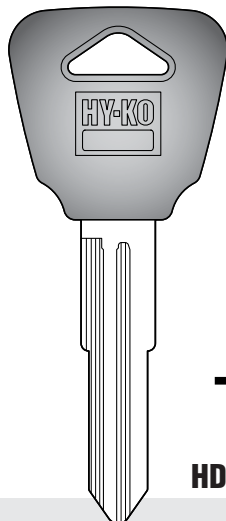
HD92

HONDA

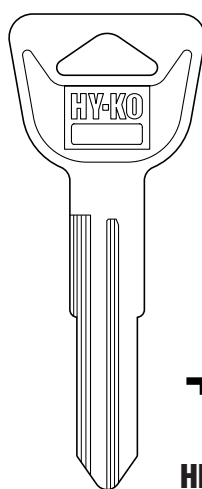


Hy-Ko EZ No.

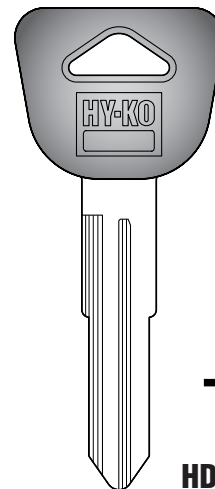
HD96



HD96P

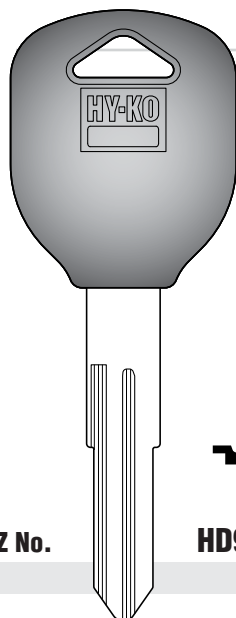


HD98



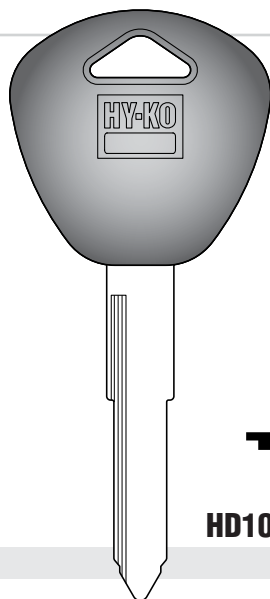
HD98P

HONDA



Hy-Ko EZ No.

HD99P



HD101P



Finding A Key

1 Look for identification marks on the key head (bow).



(i.e. manufacturer's name, key name, etc.)

2 Ask the customer how the key is used.

3 See reference sections:

- Key Cross Reference pp 76-92

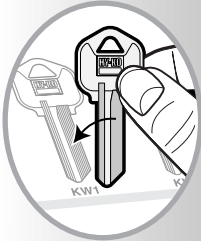
P – Black plastic head
PC – Color plastic head
See page 4 for key name explanations

Automotive Keys

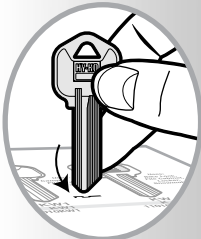
HONDA

Identifying A Key

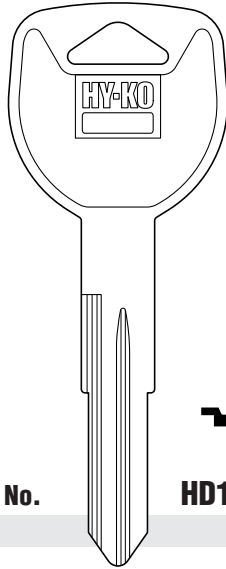
1 Find a key similar in size, key head shape, and millings.



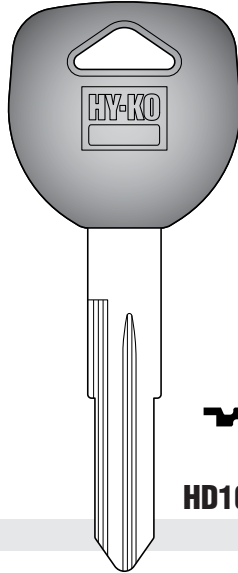
2 Raise key vertically on its tip and place on the key cross section.



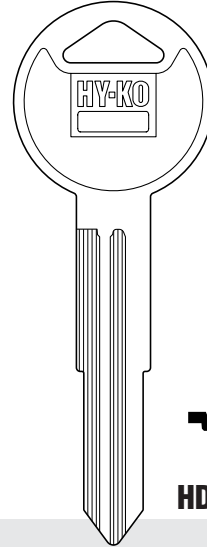
3 Match the grooves of the key to the keyway.



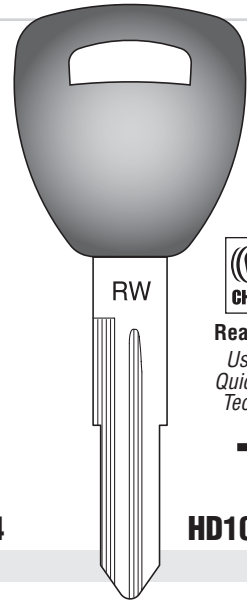
Hy-Ko EZ No. **HD103**



Hy-Ko EZ No. **HD103P**



Hy-Ko EZ No. **HD104**

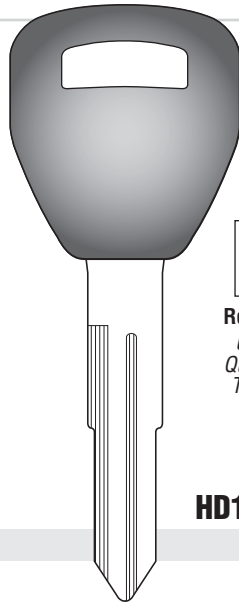


Read/Write
Use with
Quick-Code
Tech Tool



Hy-Ko EZ No. **HD106PTW**

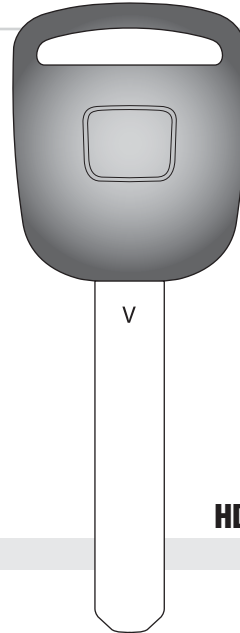
HONDA



Read/Write
Use with
Quick-Code
Tech Tool



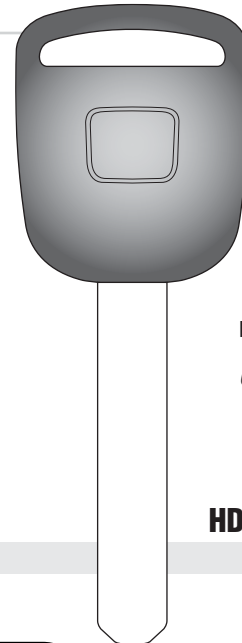
Hy-Ko EZ No. **HD107PTW**



Read/Write
Use with
Quick-Code
Tech Tool



Hy-Ko EZ No. **HD110PTW**

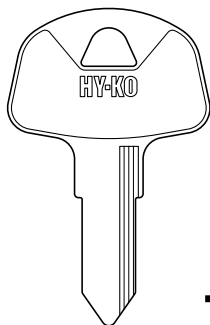


Read/Write
Use with
Quick-Code
Tech Tool

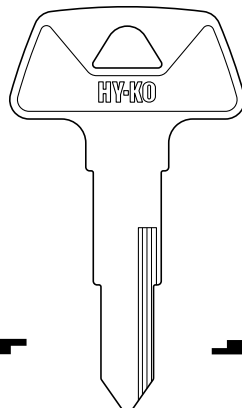


Hy-Ko EZ No. **HD111PTW**

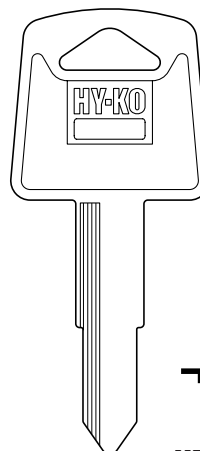
HONDA MOTORCYCLE



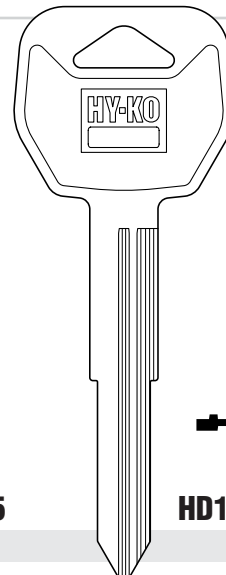
Hy-Ko EZ No. **HD57**



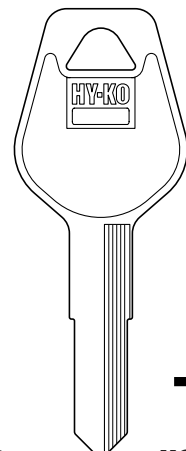
Hy-Ko EZ No. **HD74**



Hy-Ko EZ No. **HD75**

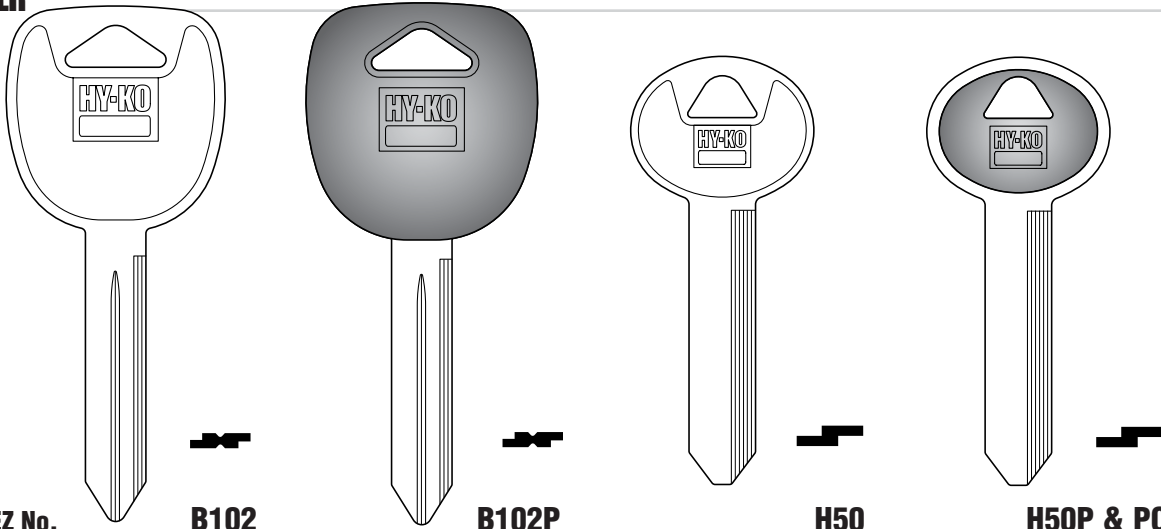


Hy-Ko EZ No. **HD109**



Hy-Ko EZ No. **HO44**

HUMMER



Hy-Ko EZ No.

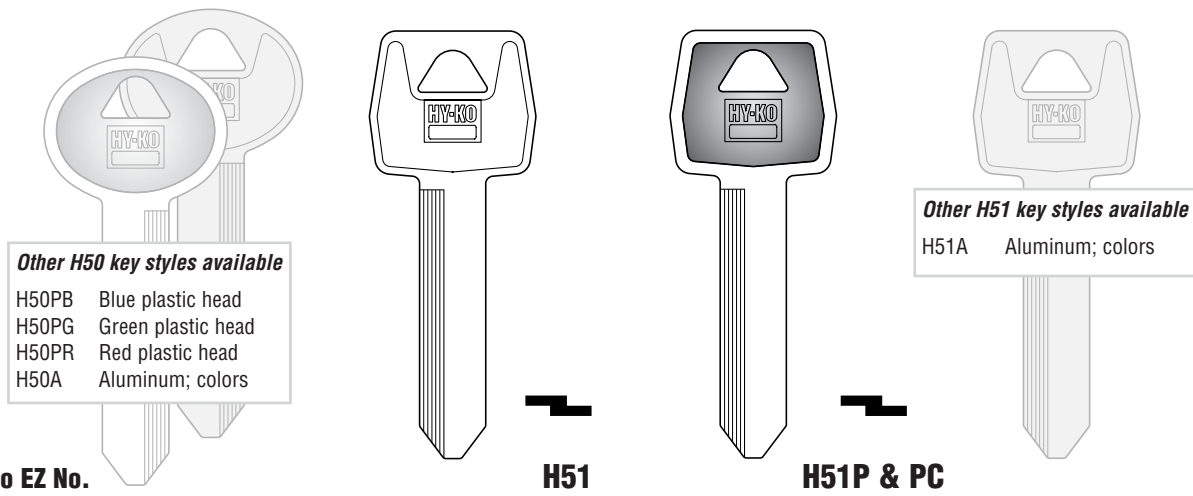
B102

B102P

H50

H50P & PC

HUMMER



Other H50 key styles available

- H50PB Blue plastic head
- H50PG Green plastic head
- H50PR Red plastic head
- H50A Aluminum; colors

Other H51 key styles available


- H51A Aluminum; colors

Hy-Ko EZ No.

H51

H51P & PC

HYUNDAI



Hy-Ko EZ No.

DC3

DC3P

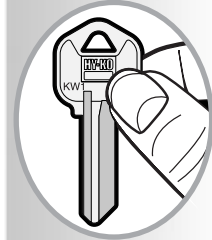
HY2

HY2P

HY3

Finding A Key

1 Look for identification marks on the key head (bow).



(i.e. manufacturer's name, key name, etc.)

2 Ask the customer how the key is used.


3 See reference sections:

- Key Cross Reference pp 76-92

P – Black plastic head
 PC – Color plastic head
 See page 4 for key name explanations

Automotive Keys

HYUNDAI



Hy-Ko EZ No.

HY4

HY4P

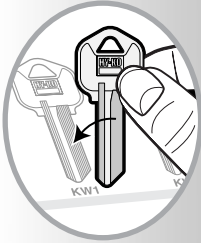
HY5

HY6

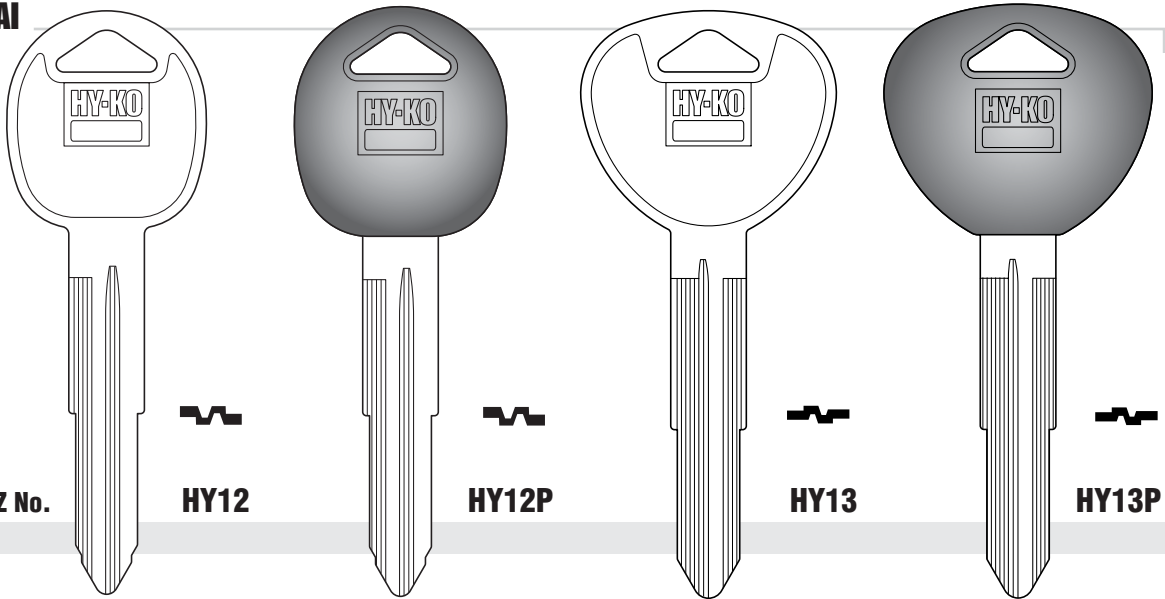
HY6P

Identifying A Key

1 Find a key similar in size, key head shape, and millings.



HYUNDAI



Hy-Ko EZ No.


HY12

HY12P

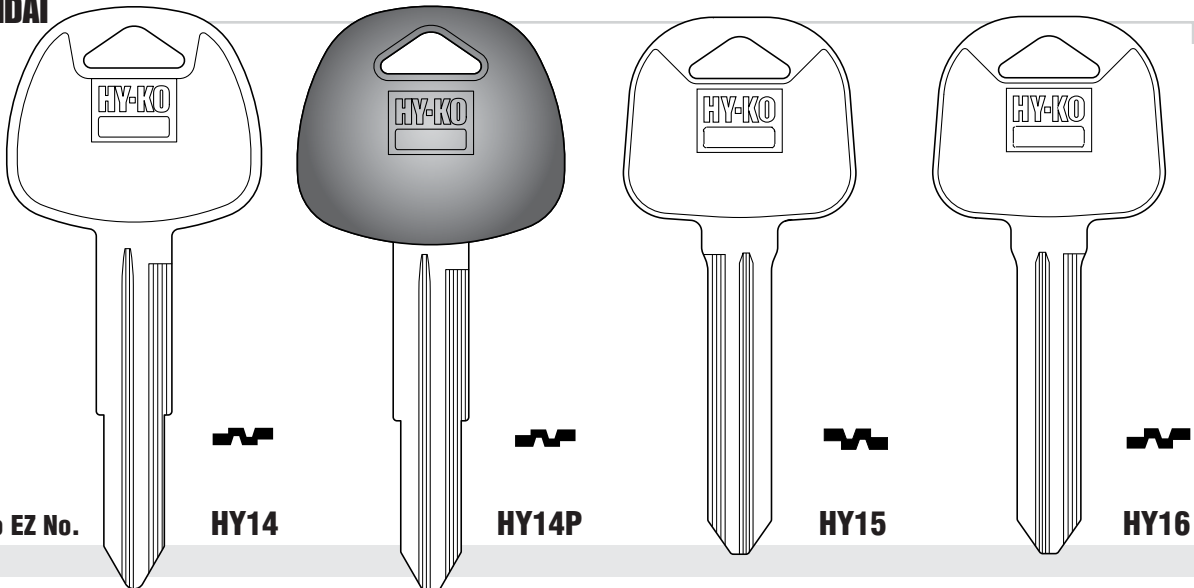
HY13

HY13P

2 Raise key vertically on its tip and place on the key cross section.



HYUNDAI



Hy-Ko EZ No.

HY14

HY14P

HY15

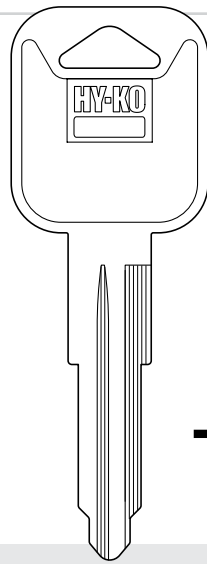
HY16

3 Match the grooves of the key to the keyway.

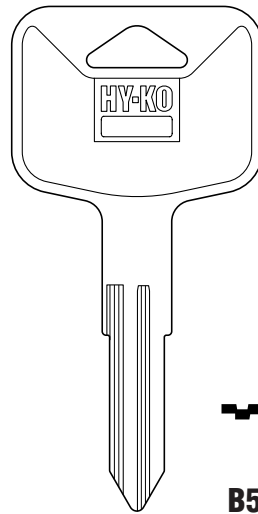
INFINITI

ISUZU

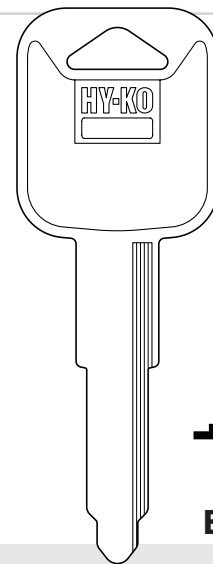
**See NISSAN
Automotive
on pg 38**



B53



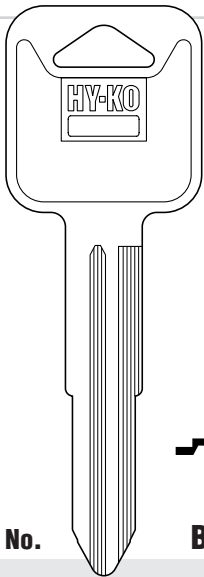
B54



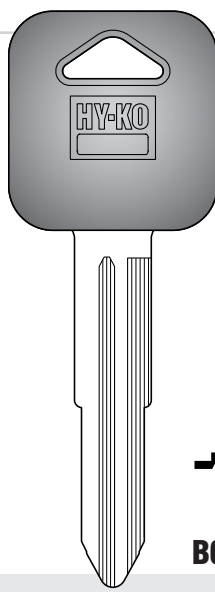
B58

Hy-Ko EZ No.

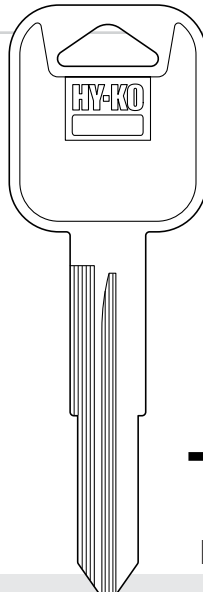
ISUZU



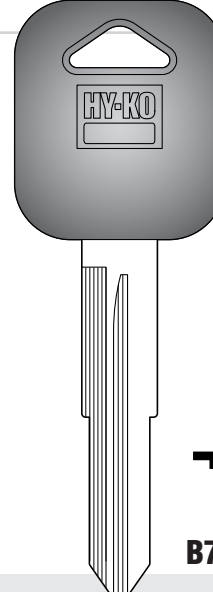
B65



B65P



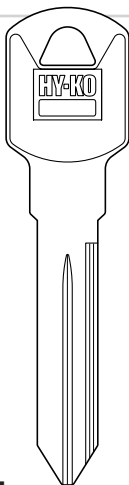
B74



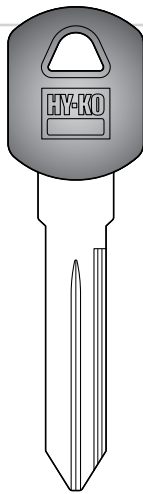
B74P

Hy-Ko EZ No.

ISUZU



B89

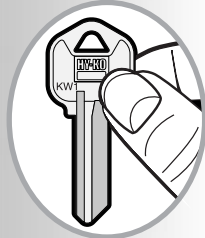


B89P

Hy-Ko EZ No.

Finding A Key

1 Look for identification marks on the key head (bow).



(i.e. manufacturer's name, key name, etc.)

2 Ask the customer how the key is used.

3 See reference sections:

- Key Cross Reference pp 76-92

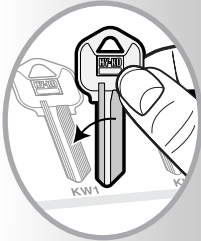
P – Black plastic head
PC – Color plastic head
See page 4 for key name explanations



Automotive Keys


Identifying A Key

1 Find a key similar in size, key head shape, and millings.



2

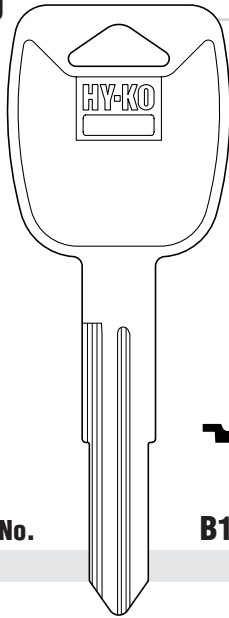
Raise key vertically on its tip and place on the key cross section.



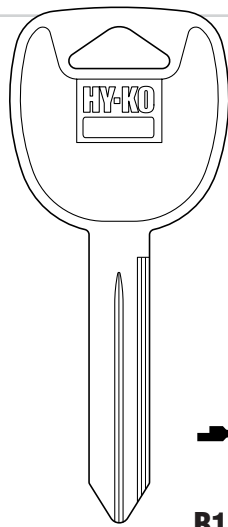
3

Match the grooves of the key to the keyway.

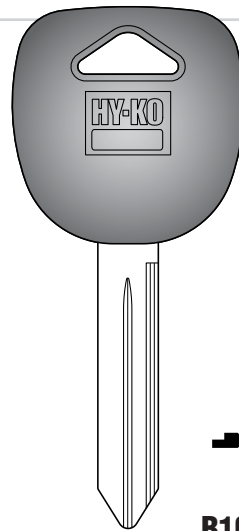
ISUZU



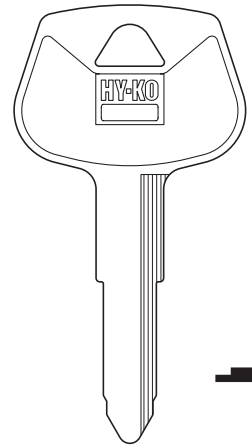
B101



B102



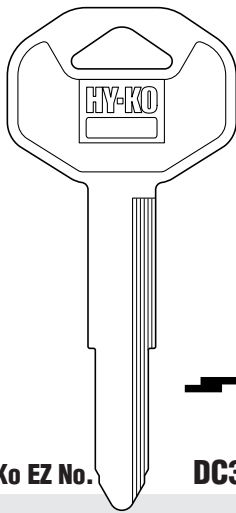
B102P



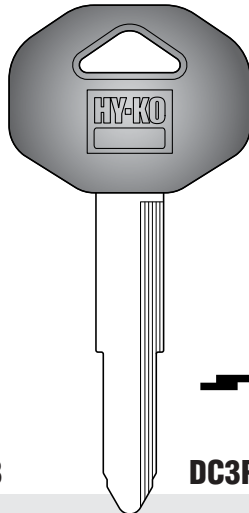
DC1

Hy-Ko EZ No.

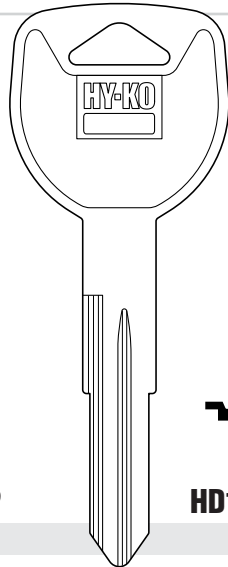
ISUZU



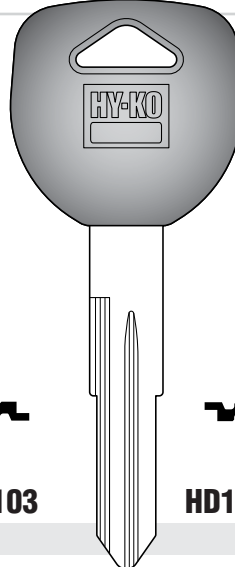
DC3



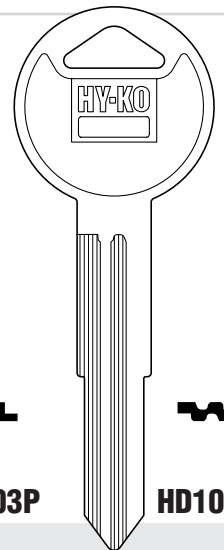
DC3P



HD103



HD103P



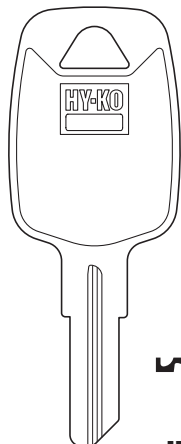
HD104

Hy-Ko EZ No.

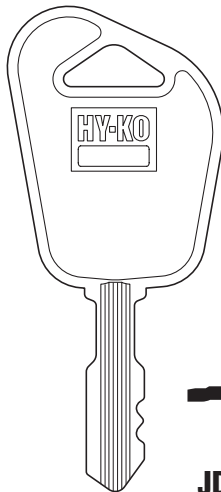
JEEP

JOHN DEERE

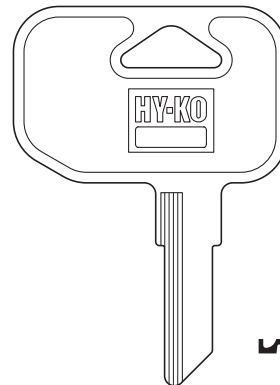
See **CHRYSLER Automotive on pg 7**



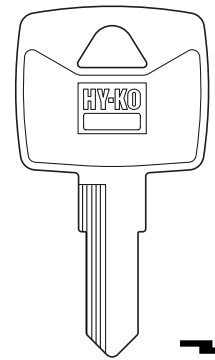
JD1



JD2



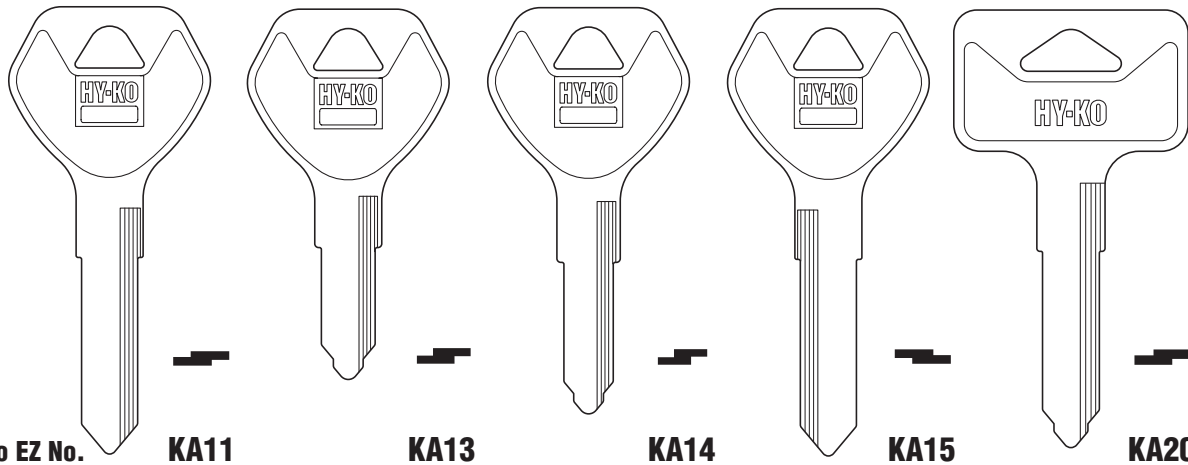
JD3



JD4

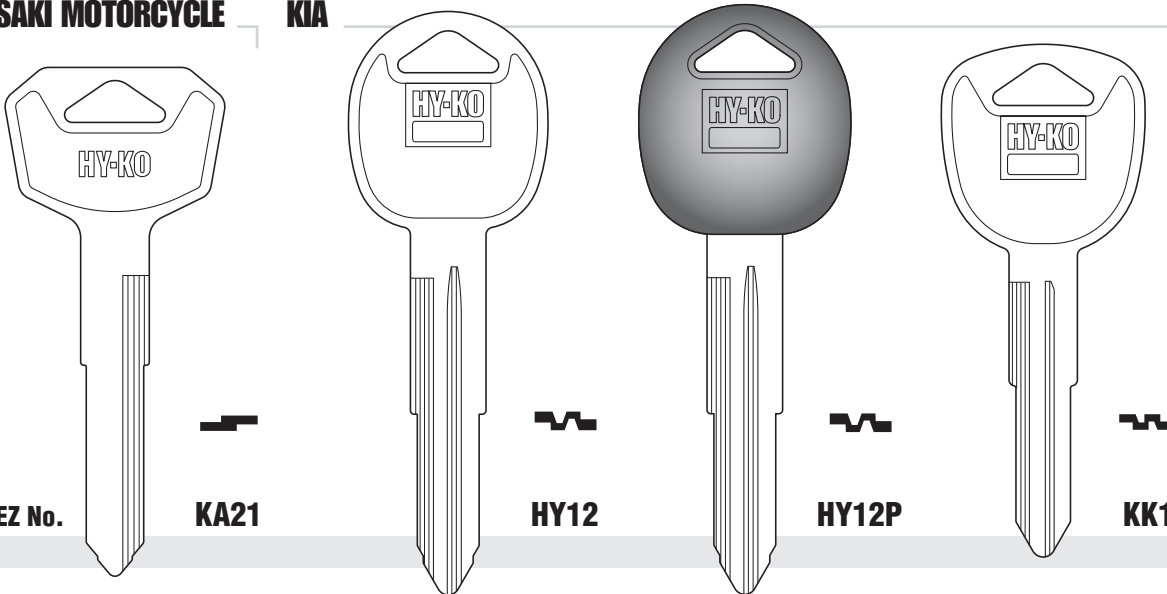
Hy-Ko EZ No.

KAWASAKI MOTORCYCLE



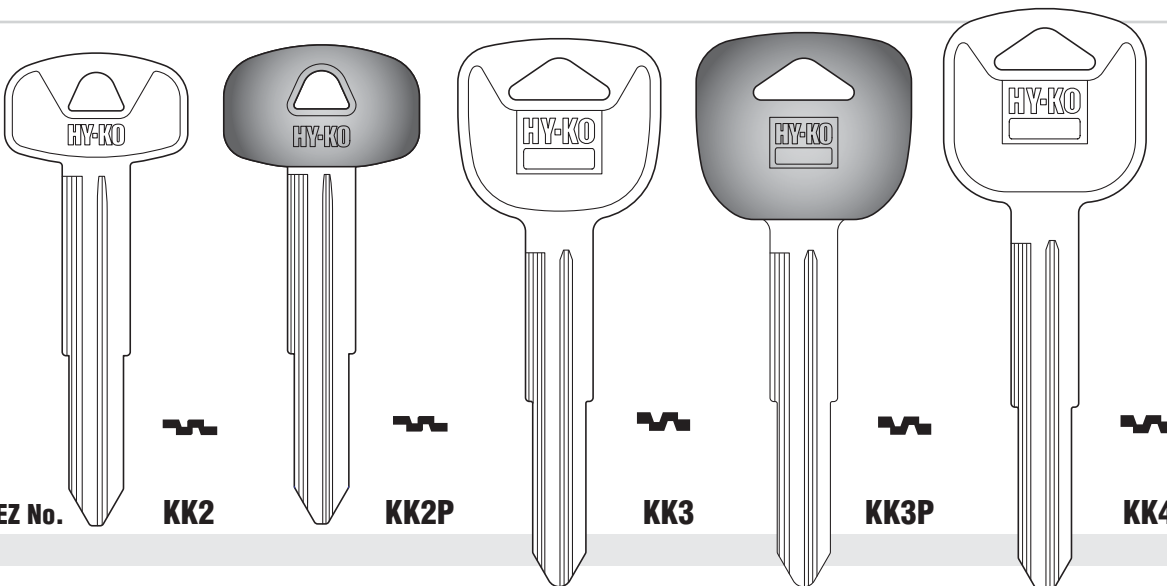
Hy-Ko EZ No. KA11 KA13 KA14 KA15 KA20

KAWASAKI MOTORCYCLE KIA



Hy-Ko EZ No. KA21 HY12 HY12P KK1

KIA



Hy-Ko EZ No. KK2 KK2P KK3 KK3P KK4

Finding A Key

1 Look for identification marks on the key head (bow).



(i.e. manufacturer's name, key name, etc.)

2 Ask the customer how the key is used.

3 See reference sections:

- Key Cross Reference pp 76-92

P – Black plastic head
 PC – Color plastic head
 See page 4 for key name explanations

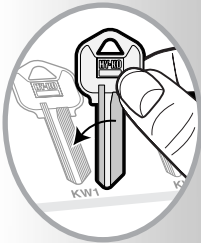
Automotive Keys

KOMATSU


KUBOTA

Identifying A Key

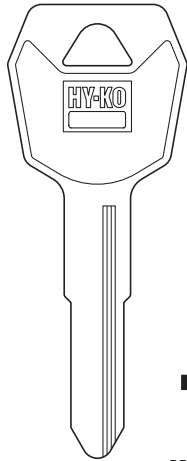
1 Find a key similar in size, key head shape, and millings.



2 Raise key vertically on its tip and place on the key cross section.



3 Match the grooves of the key to the keyway.

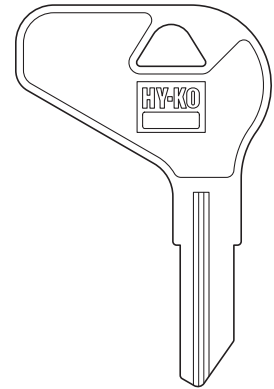


Hy-Ko EZ No.

KOM1



KUB1

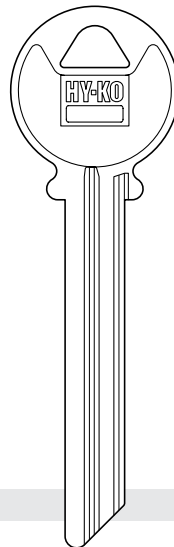


KUB2

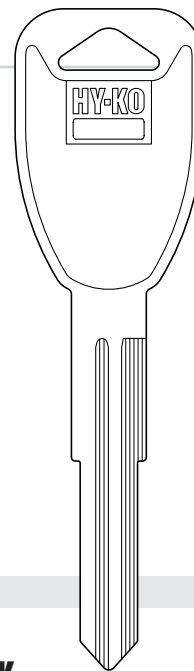
LAMBORGHINI

LAND ROVER

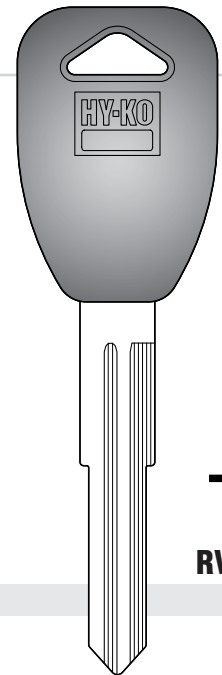
See VOLKSWAGEN Automotive on pg 45



RV1



RV4



RV4P

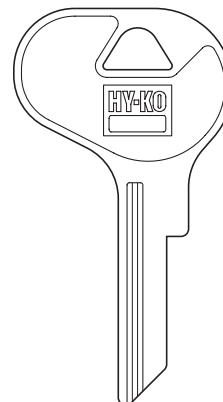
LEXUS

LINCOLN

MACK TRUCK

See TOYOTA Automotive on pg 42

See FORD Automotive on pg 10



NE10

Hy-Ko EZ No.

MAZDA



Other H50 key styles available
 H50PB Blue plastic head
 H50PG Green plastic head
 H50PR Red plastic head
 H50A Aluminum; colors

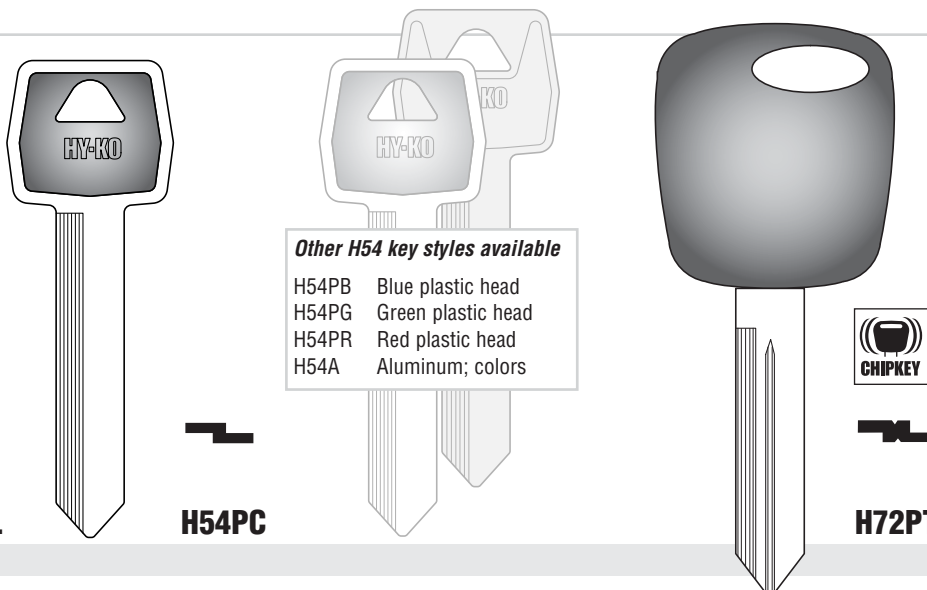
Hy-Ko EZ No.

H50

H50P & PC

H54

MAZDA



Other H54 key styles available
 H54PB Blue plastic head
 H54PG Green plastic head
 H54PR Red plastic head
 H54A Aluminum; colors



Hy-Ko EZ No.

H54PC

H72PT

MAZDA



Read/Write
 Use with
 Quick-Code
 Tech Tool

Hy-Ko EZ No.

H72PTW

Finding A Key

1 Look for identification marks on the key head (bow).



(i.e. manufacturer's name, key name, etc.)

2 Ask the customer how the key is used.

3 See reference sections:

• Key Cross Reference pp 76-92

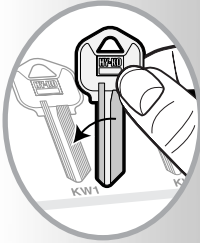
P – Black plastic head
 PC – Color plastic head
 See page 4 for key name explanations

Automotive Keys

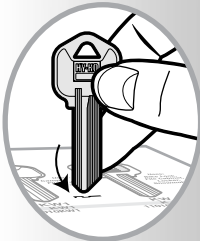
MAZDA

Identifying A Key

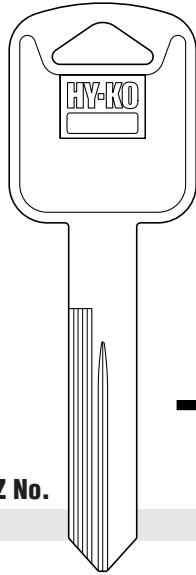
1 Find a key similar in size, key head shape, and millings.



2 Raise key vertically on its tip and place on the key cross section.

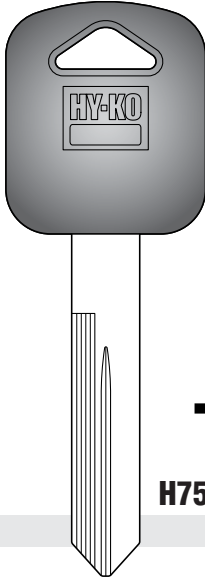


3 Match the grooves of the key to the keyway.



Hy-Ko EZ No.

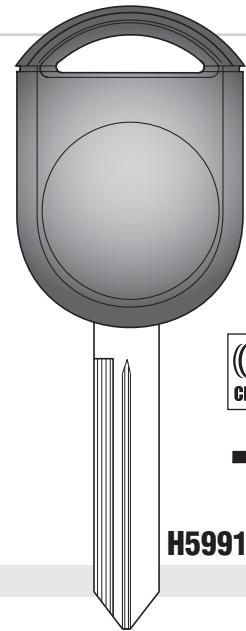
H75



H75P&PC

Other H75 key styles available
 H75PB Blue plastic head
 H75PG Green plastic head
 H75PR Red plastic head

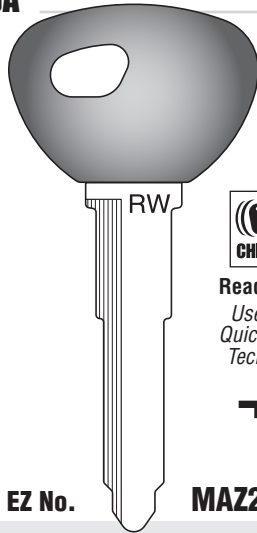
- H75PB Blue plastic head
- H75PG Green plastic head
- H75PR Red plastic head



H599114PT



MAZDA

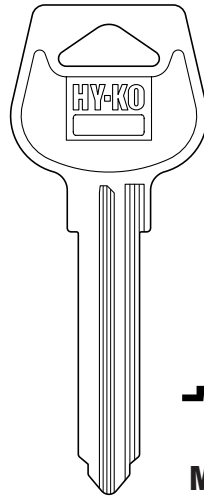


Hy-Ko EZ No.

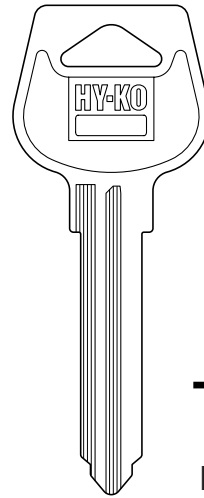
MAZ24PTW



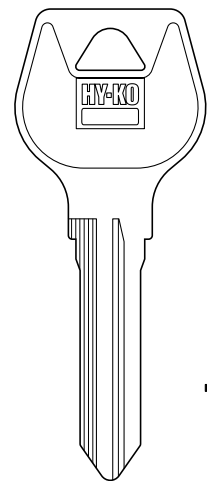
Read/Write
 Use with
 Quick-Code
 Tech Tool



MZ4

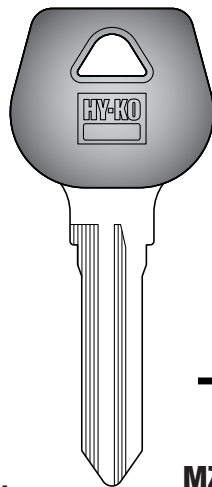


MZ5



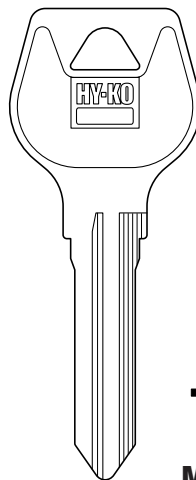
MZ9

MAZDA

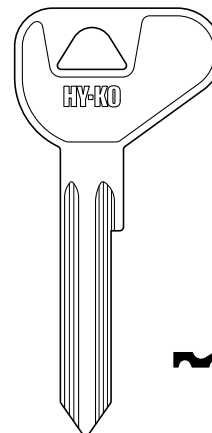


Hy-Ko EZ No.

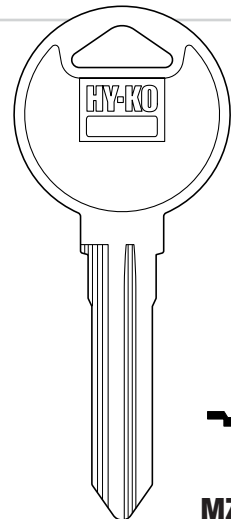
MZ9P



MZ10

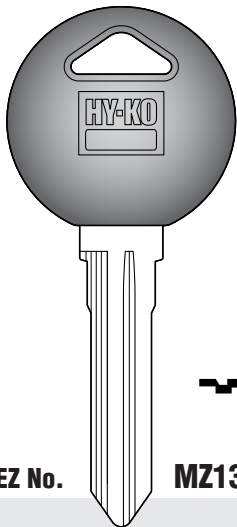


MZ12

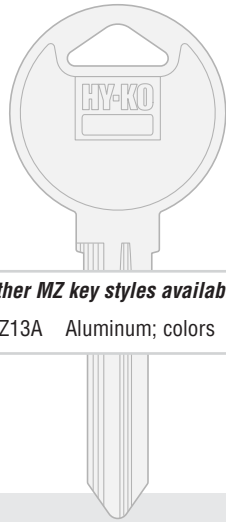


MZ13

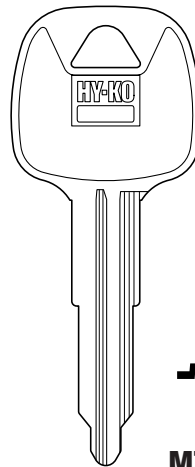
MAZDA



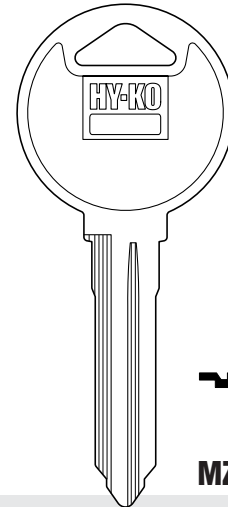
Hy-Ko EZ No. **MZ13P**



Other MZ key styles available
MZ13A Aluminum; colors

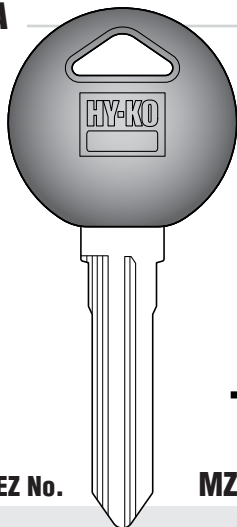


MZ14

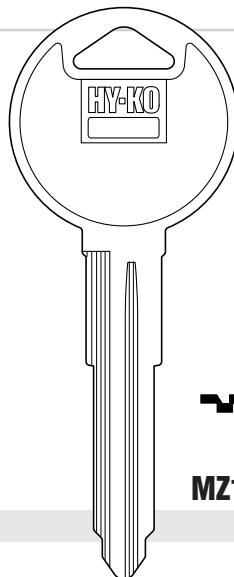


MZ16

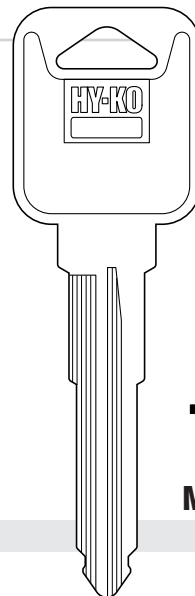
MAZDA



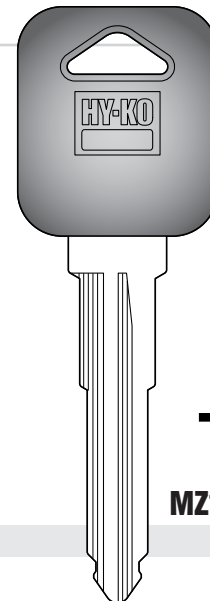
Hy-Ko EZ No. **MZ16P**



MZ17

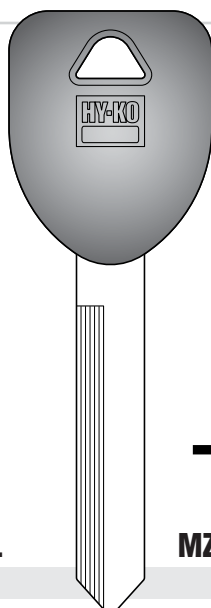


MZ19

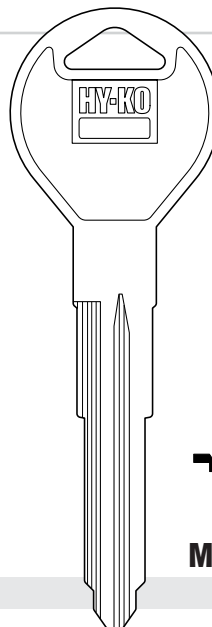


MZ19P

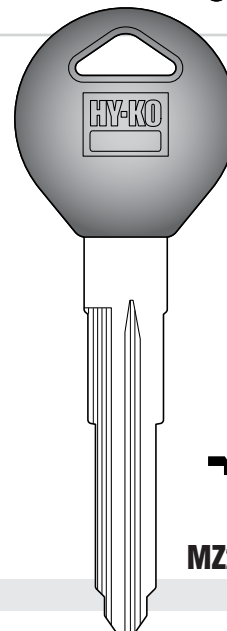
MAZDA



Hy-Ko EZ No. **MZ25P**



MZ27



MZ27P

Finding A Key

1 Look for identification marks on the key head (bow).



(i.e. manufacturer's name, key name, etc.)

2 Ask the customer how the key is used.

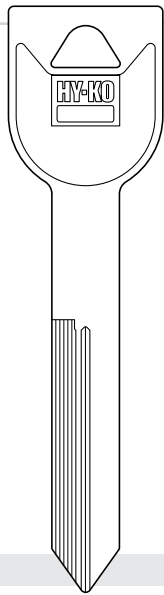
3 See reference sections:

- Key Cross Reference pp 76-92

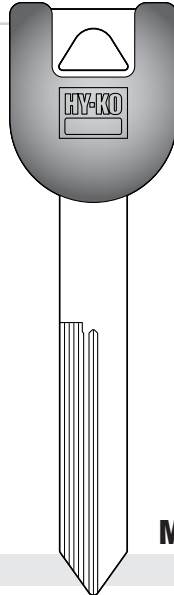
P – Black plastic head
PC – Color plastic head
See page 4 for key name explanations

Automotive Keys

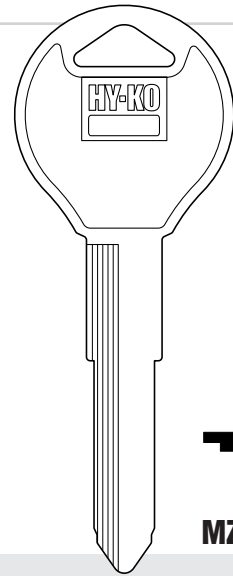
MAZDA



MZ30



MZ30P



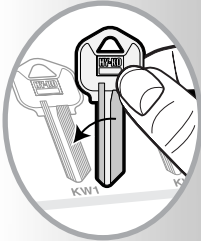
MZ31

Hy-Ko EZ No.

Identifying A Key

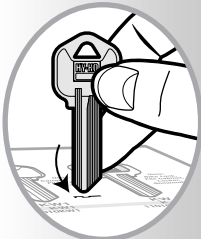
1

Find a key similar in size, key head shape, and millings.



2

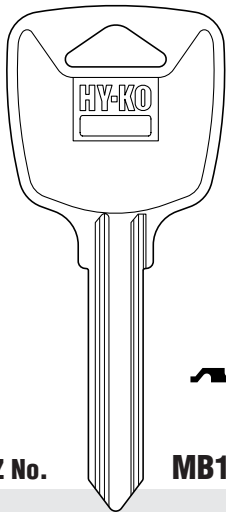
Raise key vertically on its tip and place on the key cross section.



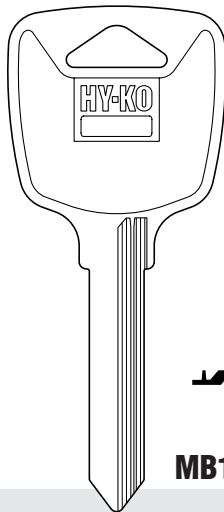
3

Match the grooves of the key to the keyway.

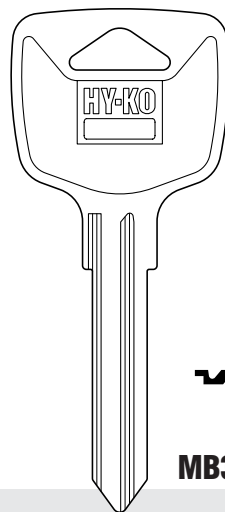
MERCEDES-BENZ



MB16



MB18



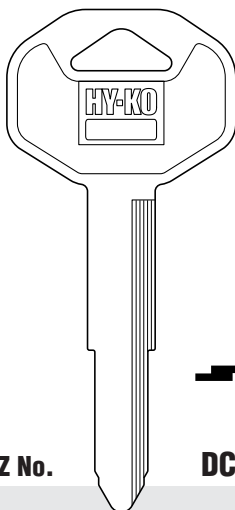
MB34

Hy-Ko EZ No.

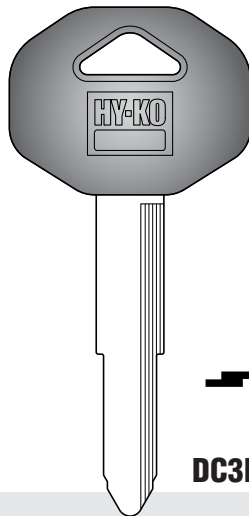
MERCURY

See FORD Automotive on pg 10

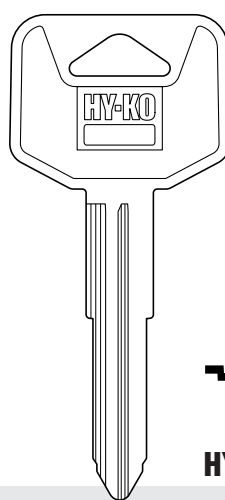
MITSUBISHI



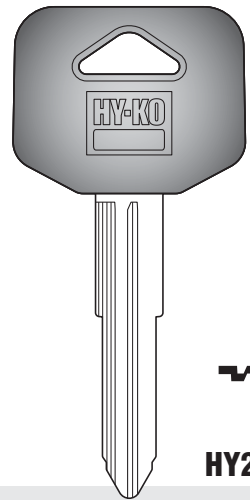
DC3



DC3P



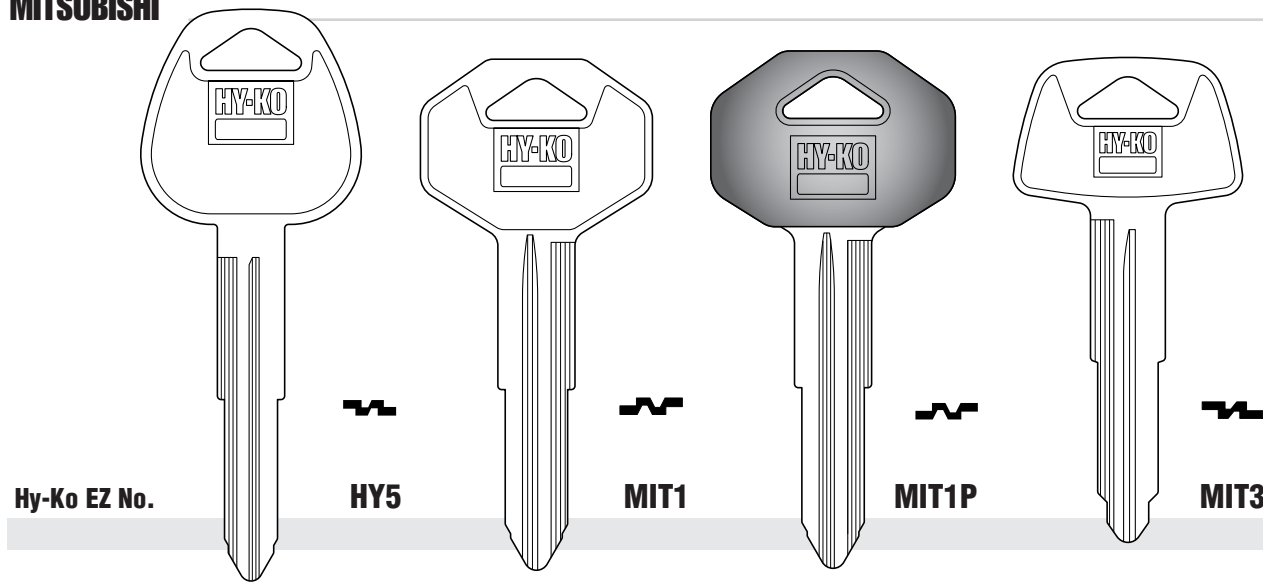
HY2



HY2P

Hy-Ko EZ No.

mitsubishi



Hy-Ko EZ No.

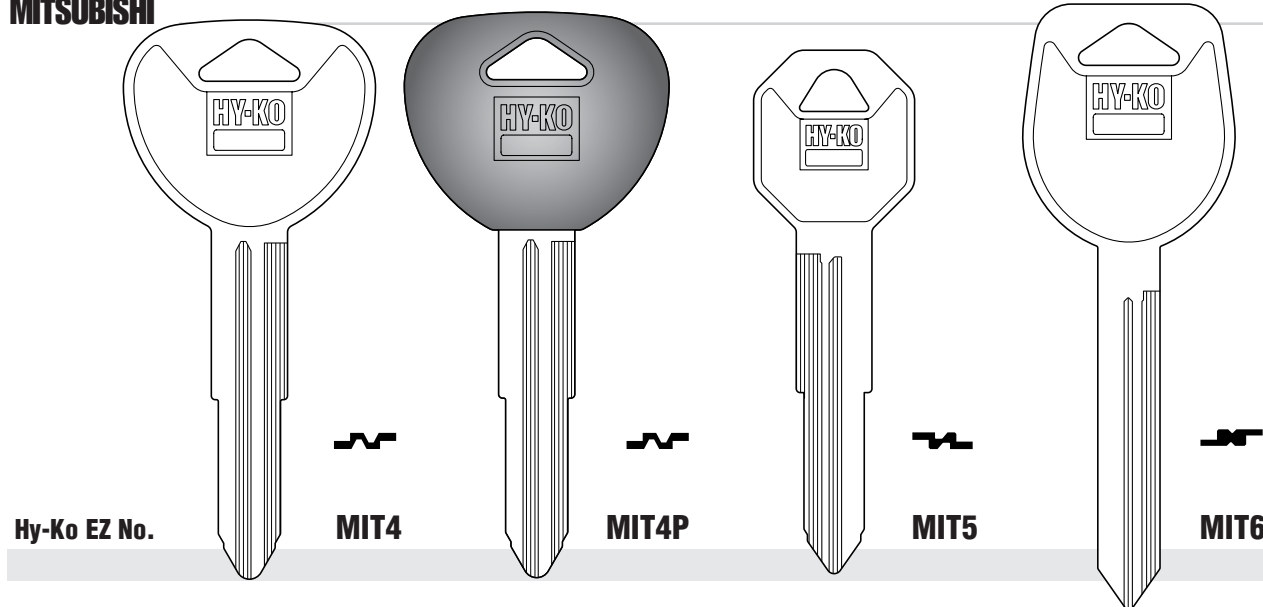
HY5

MIT1

MIT1P

MIT3

mitsubishi



Hy-Ko EZ No.

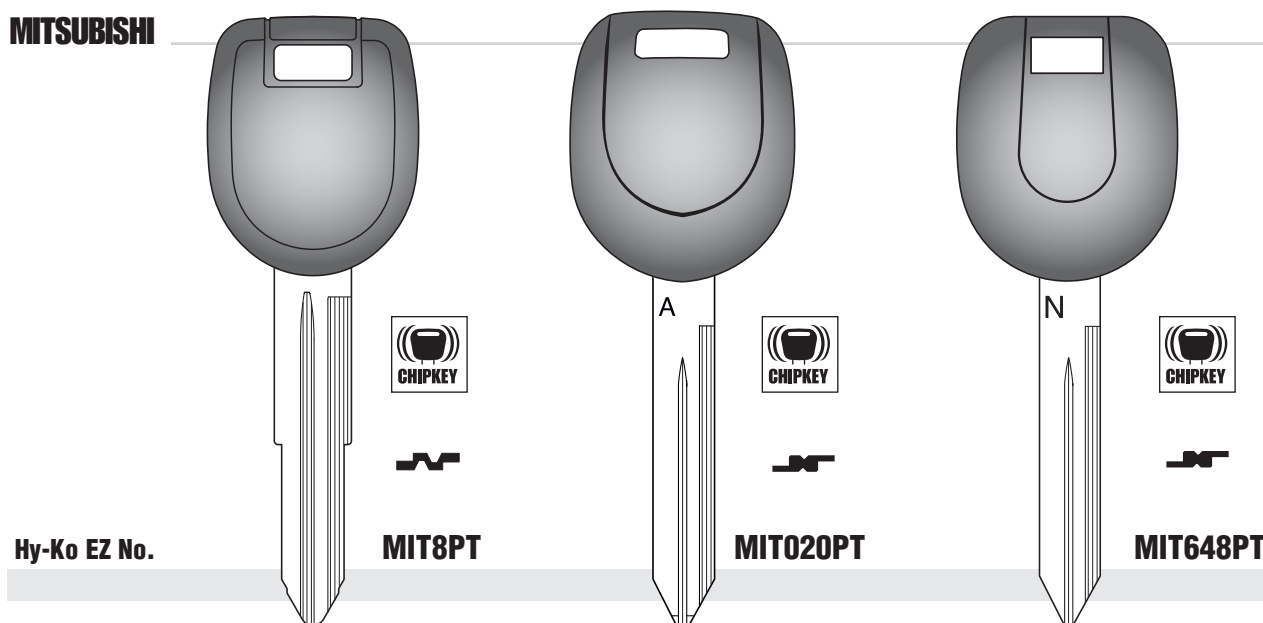
MIT4

MIT4P

MIT5

MIT6

mitsubishi



Hy-Ko EZ No.

MIT8PT

MIT020PT

MIT648PT

Finding A Key

1 Look for identification marks on the key head (bow).



(i.e. manufacturer's name, key name, etc.)

2 Ask the customer how the key is used.

3 See reference sections:

- Key Cross Reference pp 76-92

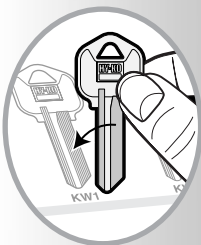
P – Black plastic head
 PC – Color plastic head
 See page 4 for key name explanations

Automotive Keys

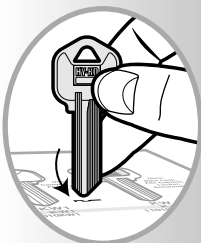
NISSAN (Includes DATSUN & INFINITI)

Identifying A Key

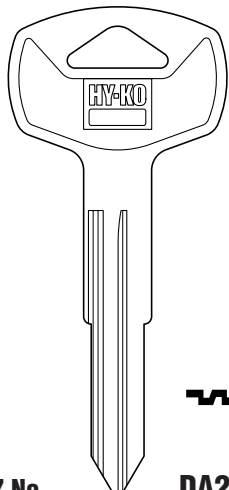
1 Find a key similar in size, key head shape, and millings.



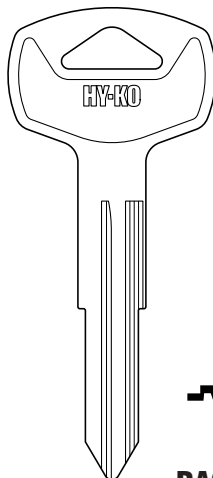
2 Raise key vertically on its tip and place on the key cross section.



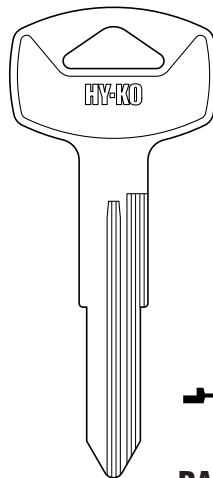
3 Match the grooves of the key to the keyway.



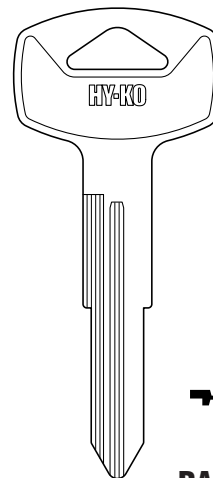
Hy-Ko EZ No. **DA21**



DA22

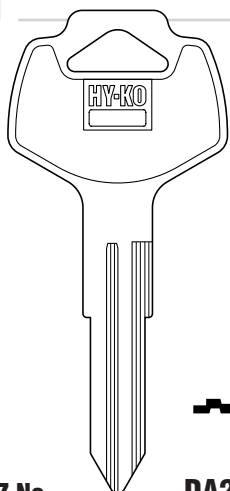


DA23

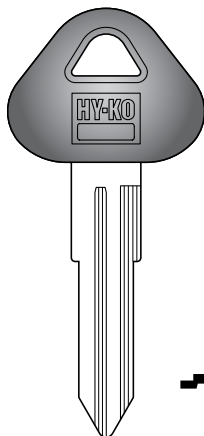


DA24

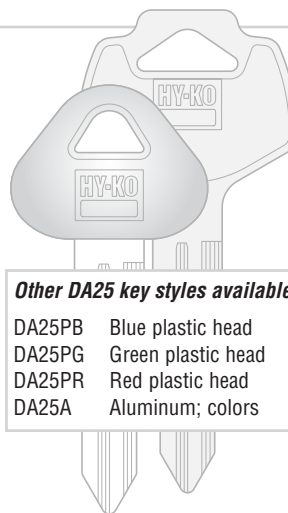
NISSAN



Hy-Ko EZ No. **DA25**

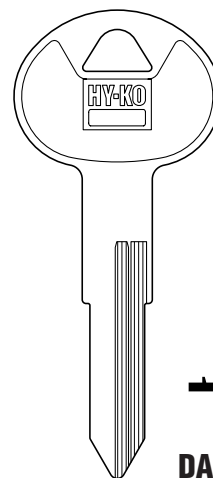


DA25P & PC



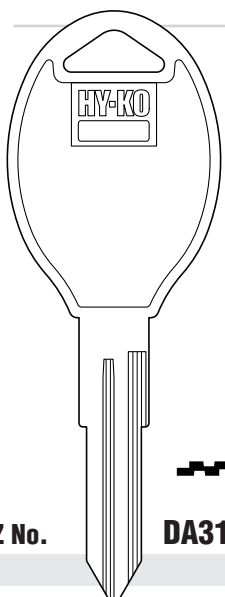
Other DA25 key styles available

- DA25PB Blue plastic head
- DA25PG Green plastic head
- DA25PR Red plastic head
- DA25A Aluminum; colors

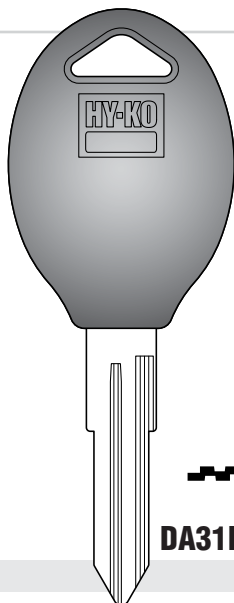


DA28

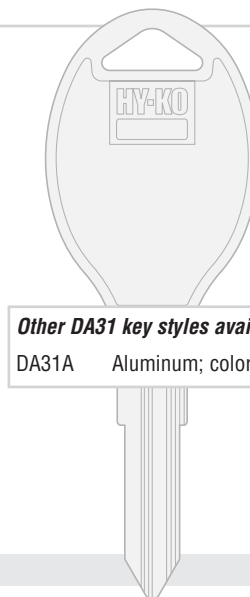
NISSAN



Hy-Ko EZ No. **DA31**

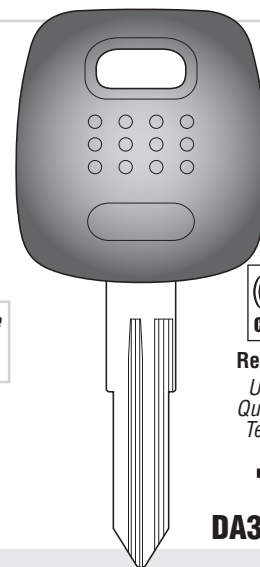


DA31P



Other DA31 key styles available

- DA31A Aluminum; colors

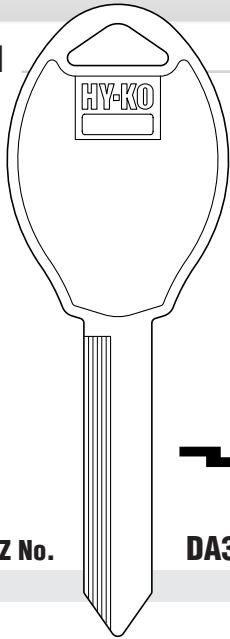


DA31PTW



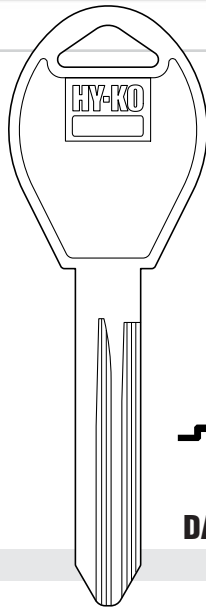
Read/Write
Use with
Quick-Code
Tech Tool

NISSAN

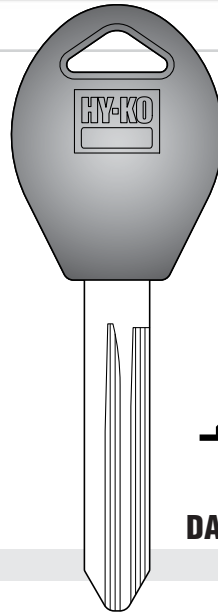


Hy-Ko EZ No.

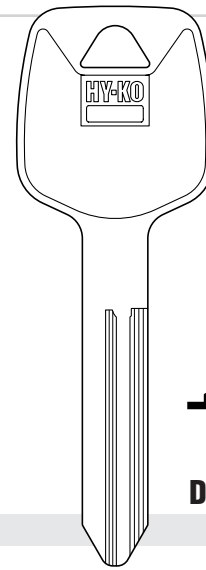
DA32



DA34

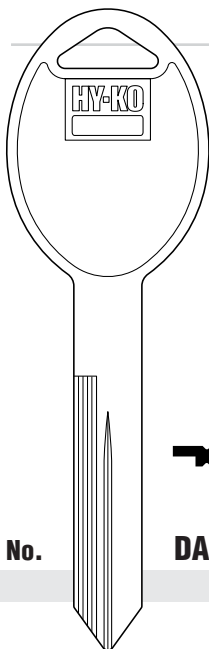


DA34P



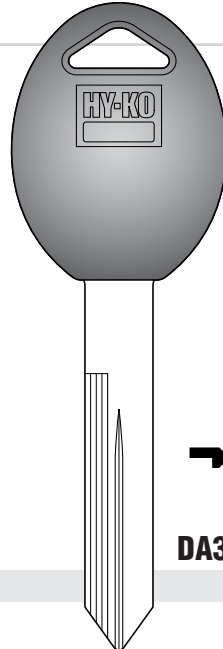
DA35

NISSAN

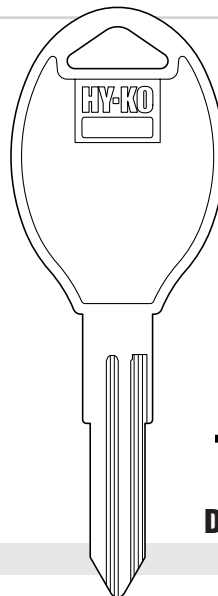


Hy-Ko EZ No.

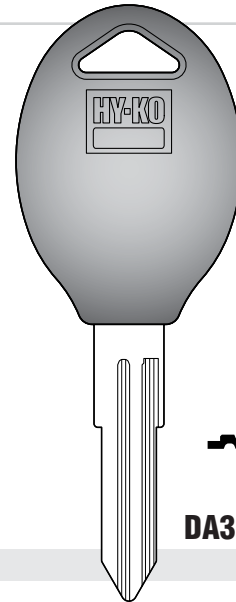
DA37



DA37P

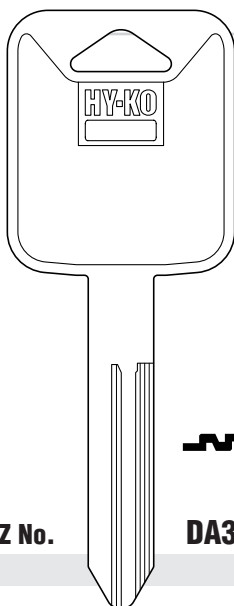


DA38



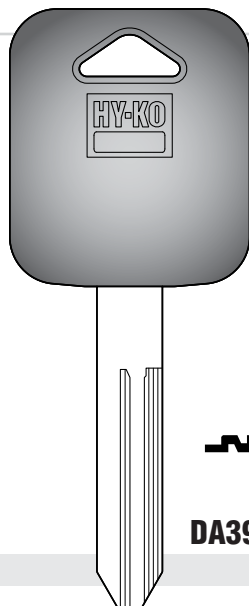
DA38P

NISSAN



Hy-Ko EZ No.

DA39

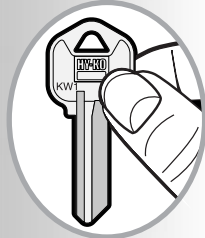


DA39P



Finding A Key

1 Look for identification marks on the key head (bow).



(i.e. manufacturer's name, key name, etc.)

2 Ask the customer how the key is used.

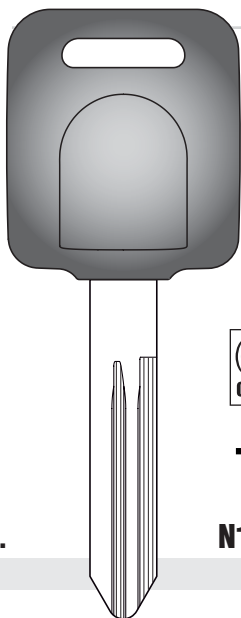
3 See reference sections:

- Key Cross Reference pp 76-92

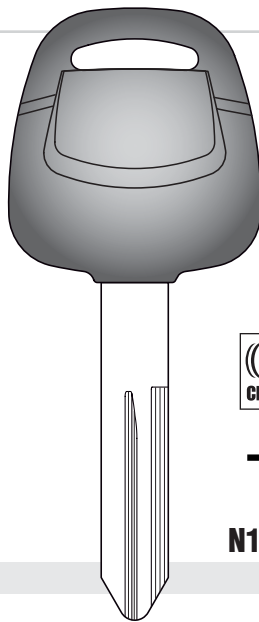
P – Black plastic head
 PC – Color plastic head
 See page 4 for key name explanations

Automotive Keys

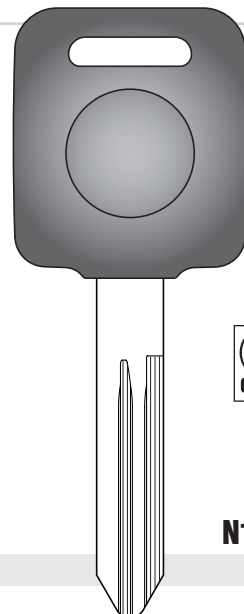
NISSAN



Hy-Ko EZ No. **N101PT**



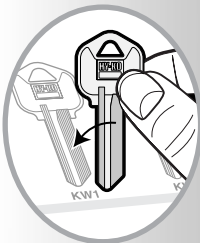
Hy-Ko EZ No. **N102PT**



Hy-Ko EZ No. **N104PT**

Identifying A Key

1 Find a key similar in size, key head shape, and millings.



OLDSMOBILE

See **GENERAL MOTORS Automotive** on pg 15

Hy-Ko EZ No.

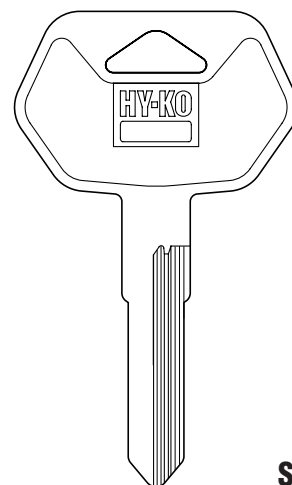
PLYMOUTH

See **CHRYSLER Automotive** on pg 7

PONTIAC

See **GENERAL MOTORS Automotive** on pg 15

SAAB



Hy-Ko EZ No. **SAA1**

SAAB

Hy-Ko EZ No.

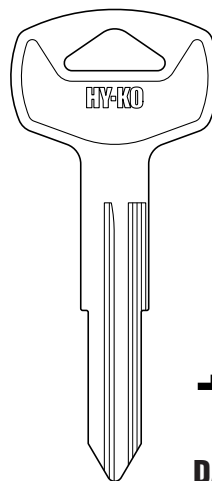
SATURN

See **GENERAL MOTORS Automotive** on pg 15

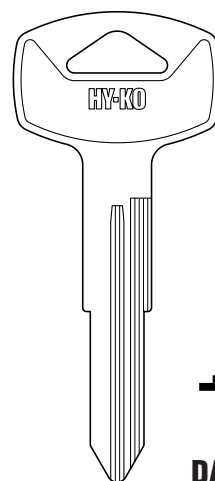


Hy-Ko EZ No. **SB11**

SUBARU

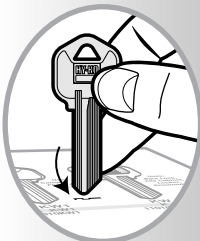


Hy-Ko EZ No. **DA22**



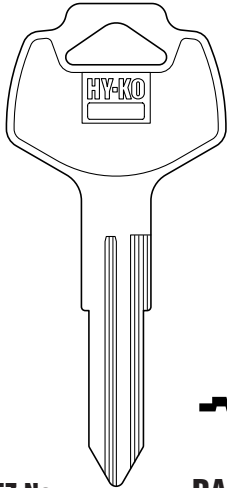
Hy-Ko EZ No. **DA23**

2 Raise key vertically on its tip and place on the key cross section.

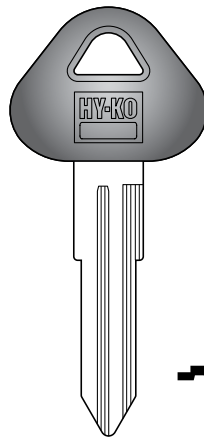


3 Match the grooves of the key to the keyway.

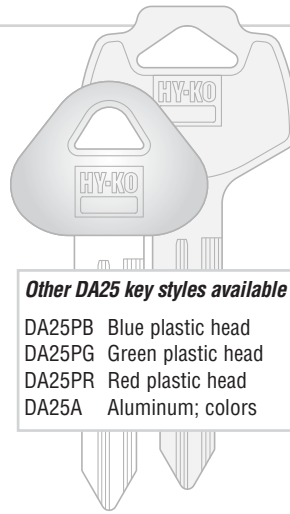
SUBARU



DA25

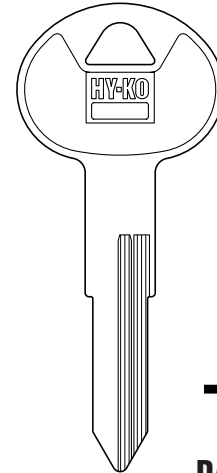


DA25P & PC



Other DA25 key styles available

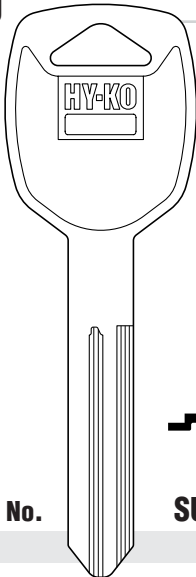
- DA25PB Blue plastic head
- DA25PG Green plastic head
- DA25PR Red plastic head
- DA25A Aluminum; colors



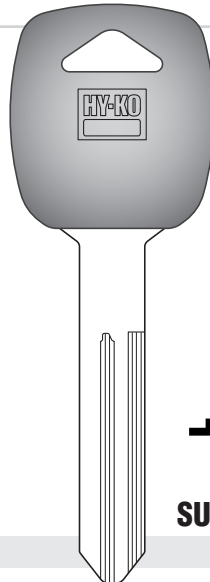
DA28

Hy-Ko EZ No.

SUBARU

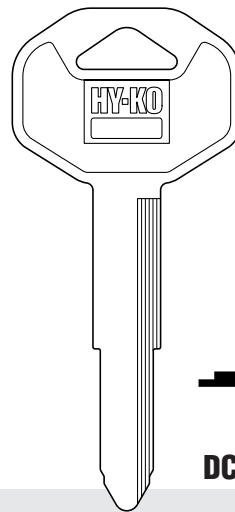


SUB1

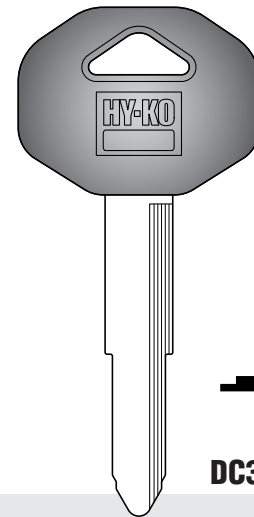


SUB1P

SUZUKI



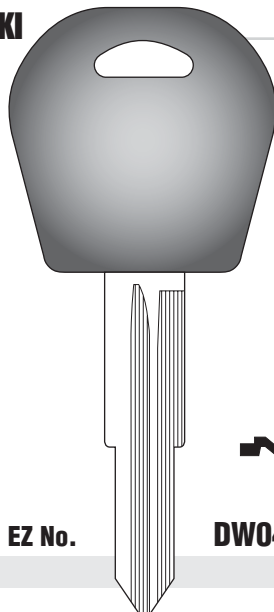
DC3



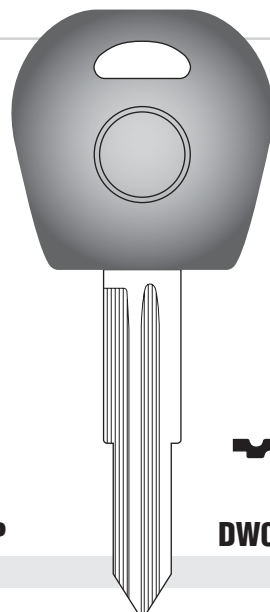
DC3P

Hy-Ko EZ No.

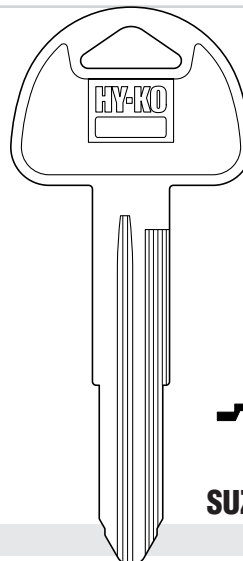
SUZUKI



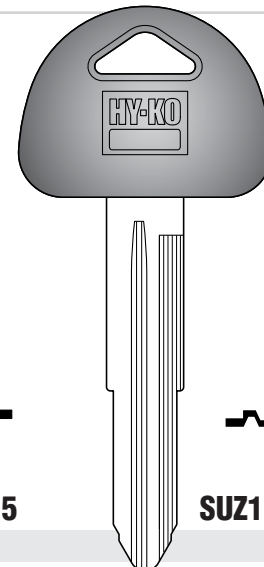
DW04RP



DW05P



SUZ15



SUZ15P

Hy-Ko EZ No.

Finding A Key

1 Look for identification marks on the key head (bow).



(i.e. manufacturer's name, key name, etc.)

2 Ask the customer how the key is used.

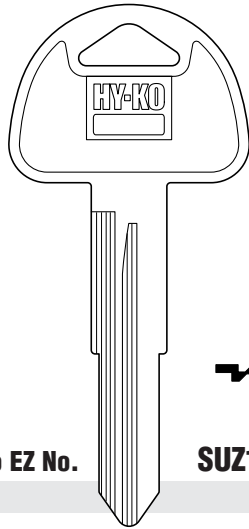
3 See reference sections:

- Key Cross Reference pp 76-92

P – Black plastic head
 PC – Color plastic head
 See page 4 for key name explanations

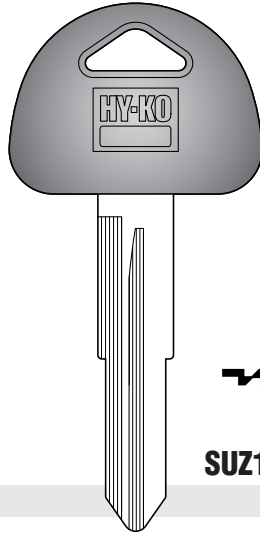
Automotive Keys

SUZUKI

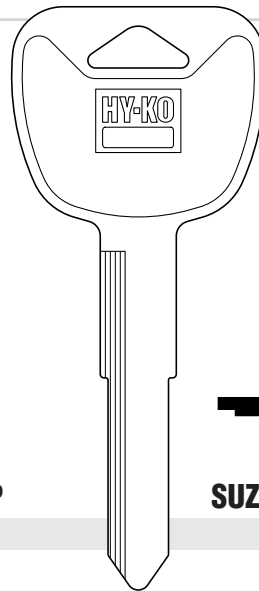


Hy-Ko EZ No.

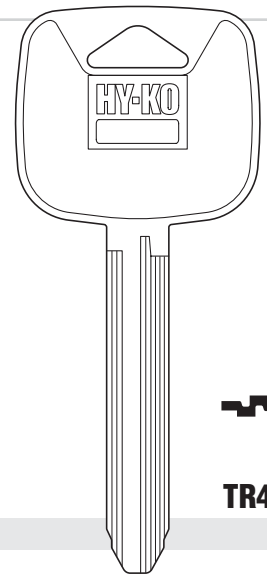
SUZ17



SUZ17P



SUZ20

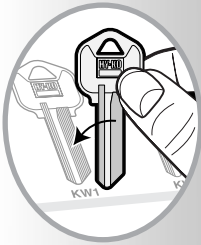


TR47

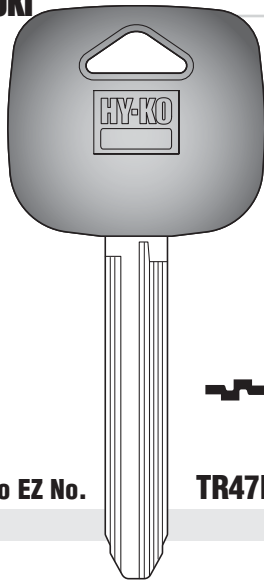


Identifying A Key

1 Find a key similar in size, key head shape, and millings.

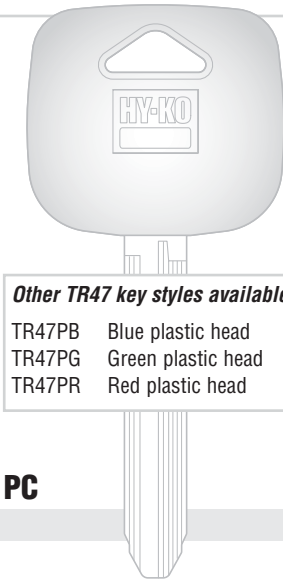


SUZUKI



Hy-Ko EZ No.

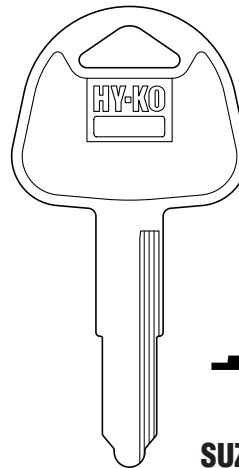
TR47P & PC



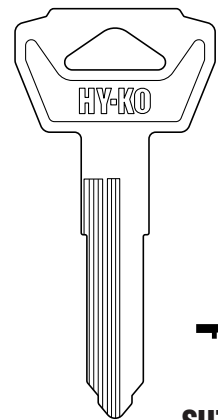
Other TR47 key styles available

- TR47PB Blue plastic head
- TR47PG Green plastic head
- TR47PR Red plastic head

SUZUKI MOTORCYCLE



SUZ11



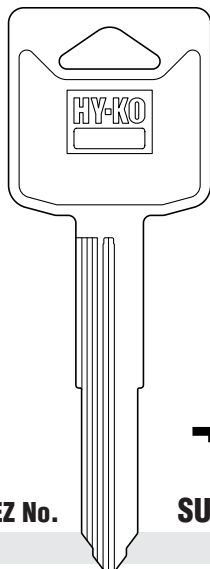
SUZ12



SUZUKI MOTORCYCLE

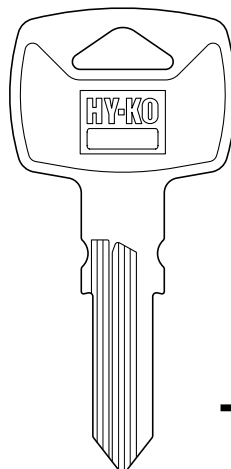
TRIUMPH MOTORCYCLE

TOYOTA (Includes LEXUS, SCION)

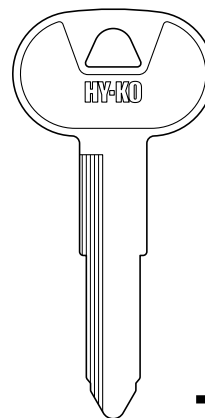


Hy-Ko EZ No.

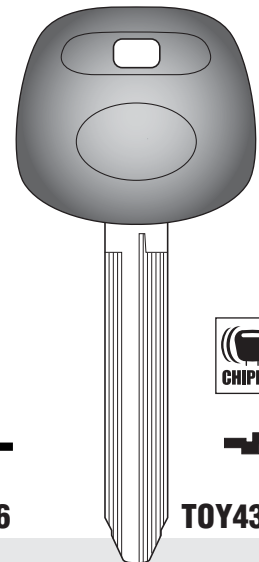
SUZ18



TMP1




B56



TOY43PT

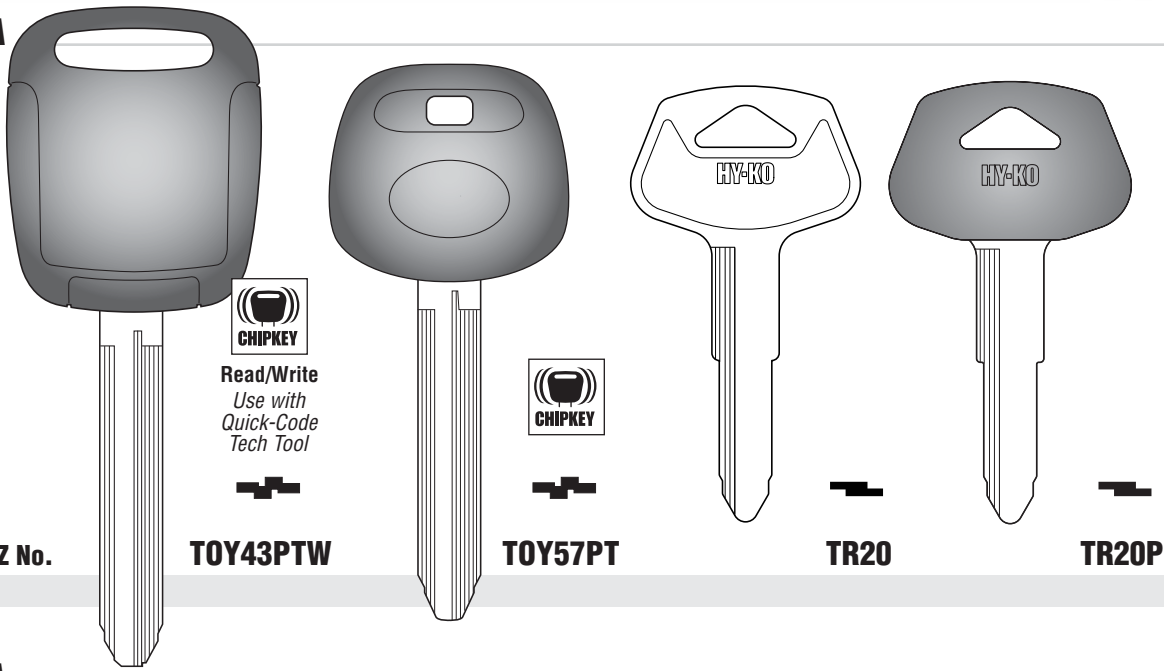


2 Raise key vertically on its tip and place on the key cross section.



3 Match the grooves of the key to the keyway.

TOYOTA



Hy-Ko EZ No.

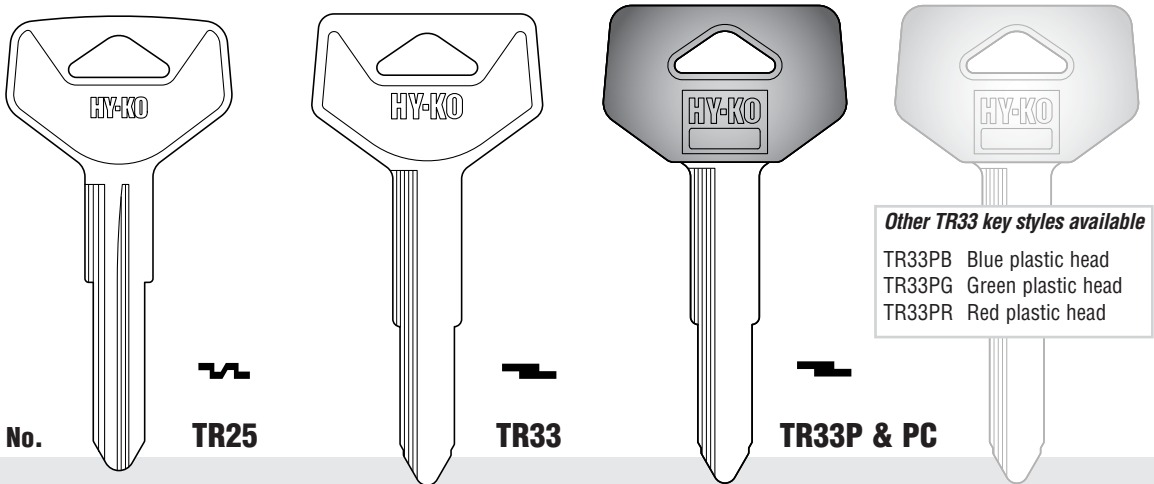
TOY43PTW

TOY57PT

TR20

TR20P

TOYOTA



Other TR33 key styles available

TR33PB Blue plastic head
TR33PG Green plastic head
TR33PR Red plastic head


Hy-Ko EZ No.

TR25

TR33

TR33P & PC

TOYOTA



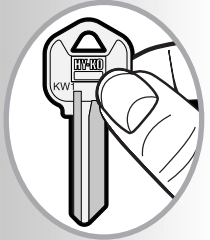
Hy-Ko EZ No.

TR37

TR39

Finding A Key

1 Look for identification marks on the key head (bow).



(i.e. manufacturer's name, key name, etc.)

2 Ask the customer how the key is used.

3 See reference sections:

• Key Cross Reference pp 76-92

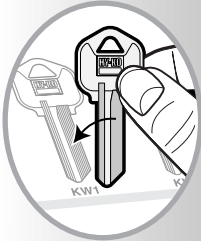
P – Black plastic head
PC – Color plastic head
See page 4 for key name explanations

Automotive Keys

TOYOTA

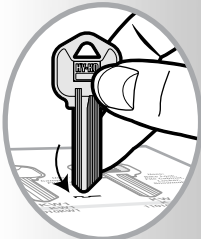
Identifying A Key

1 Find a key similar in size, key head shape, and millings.



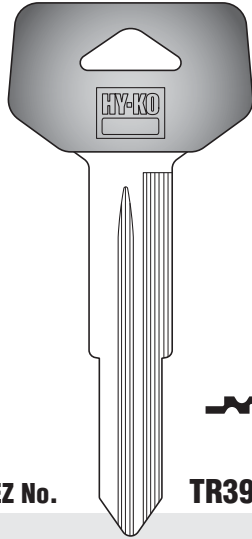
2

Raise key vertically on its tip and place on the key cross section.



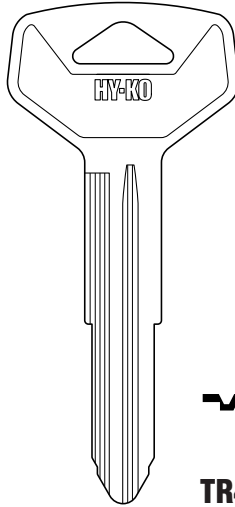
3

Match the grooves of the key to the keyway.

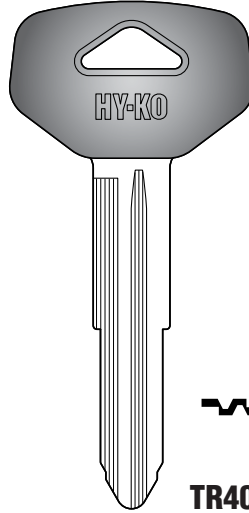


Hy-Ko EZ No.

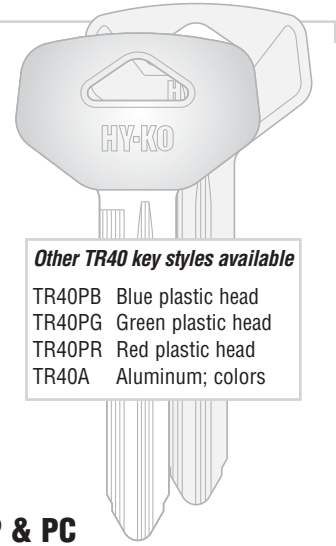
TR39P



TR40



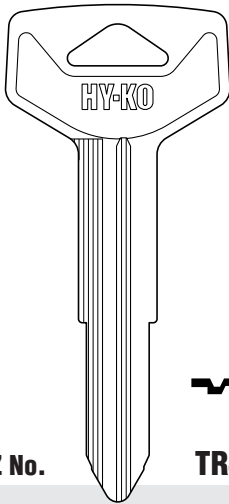
TR40P & PC



Other TR40 key styles available

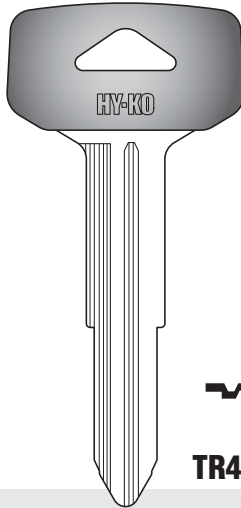
- TR40PB Blue plastic head
- TR40PG Green plastic head
- TR40PR Red plastic head
- TR40A Aluminum; colors

TOYOTA

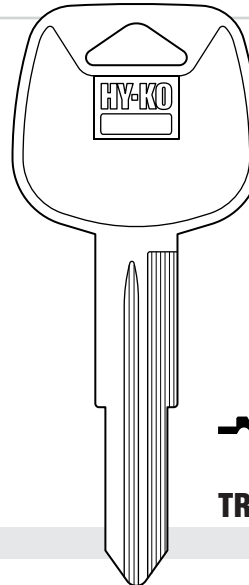


Hy-Ko EZ No.

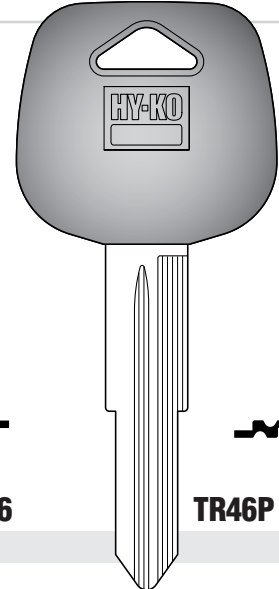
TR44



TR44P

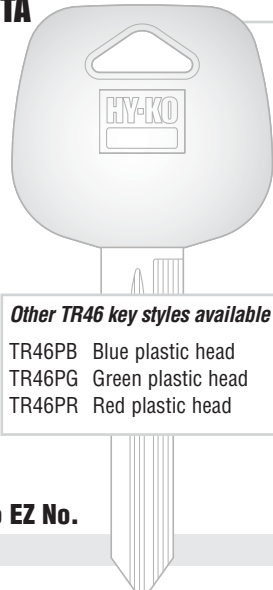


TR46



TR46P & PC

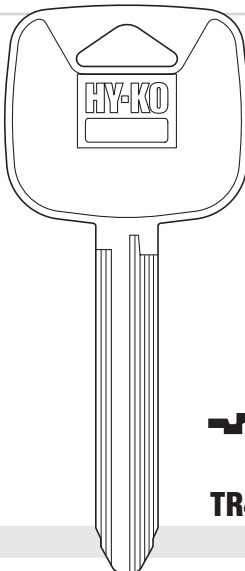
TOYOTA



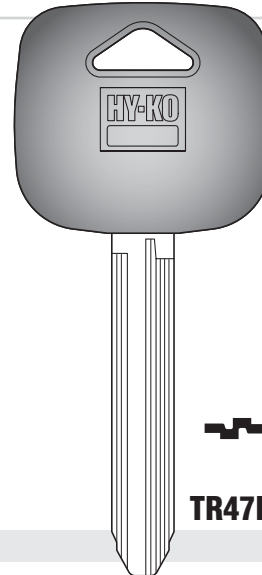
Hy-Ko EZ No.

Other TR46 key styles available

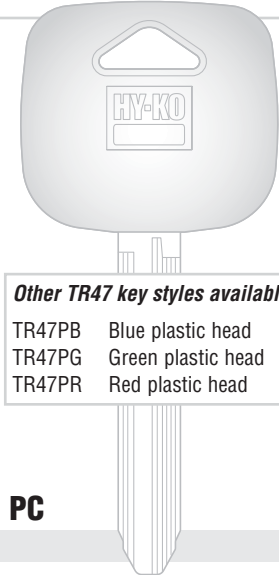
- TR46PB Blue plastic head
- TR46PG Green plastic head
- TR46PR Red plastic head



TR47



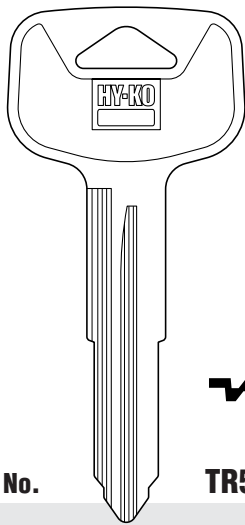
TR47P & PC



Other TR47 key styles available

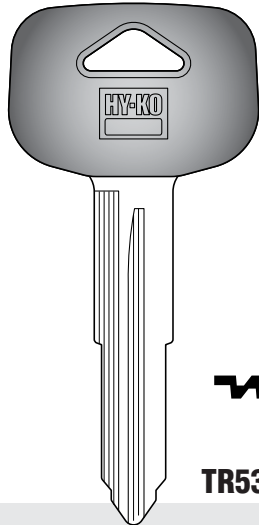
- TR47PB Blue plastic head
- TR47PG Green plastic head
- TR47PR Red plastic head

TOYOTA



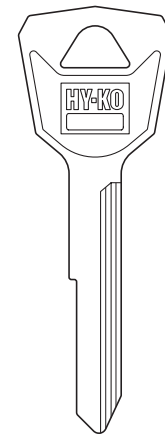
Hy-Ko EZ No.

TR53



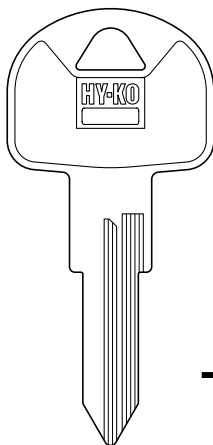
TR53P

TOYOTA FORKLIFT



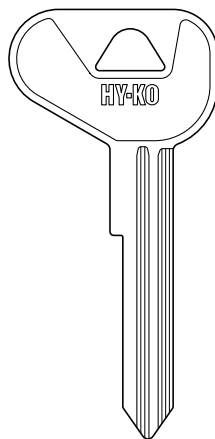
TA6

VOLKSWAGEN (Includes AUDI & LAMBORGHINI)

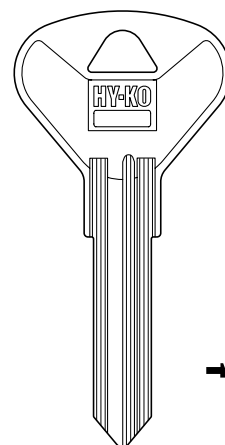


Hy-Ko EZ No.

FT46

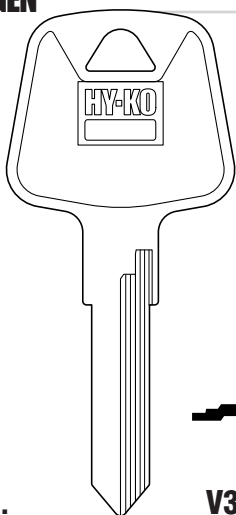


V29



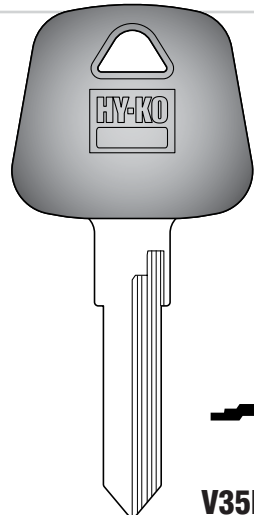
V33

VOLKSWAGEN



Hy-Ko EZ No.

V35



V35P



Finding A Key

1 Look for identification marks on the key head (bow).



(i.e. manufacturer's name, key name, etc.)

2 Ask the customer how the key is used.

3 See reference sections:

- Key Cross Reference pp 76-92

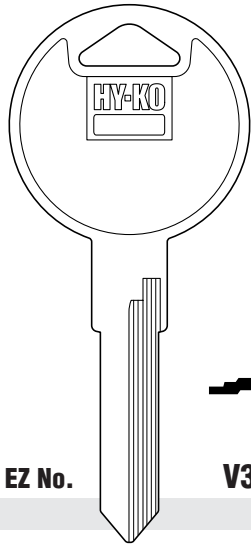
P – Black plastic head
 PC – Color plastic head
 See page 4 for key name explanations

Automotive Keys

VOLKSWAGEN

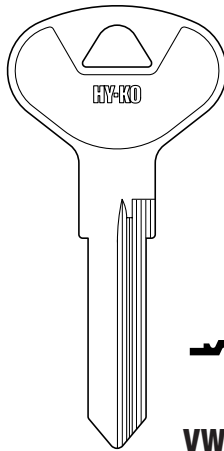
Identifying A Key

1 Find a key similar in size, key head shape, and millings.

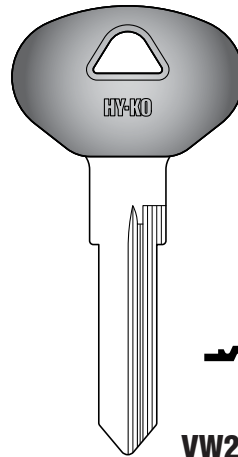


Hy-Ko EZ No.

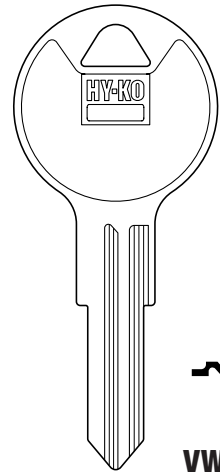
VW37



VW23



VW23P

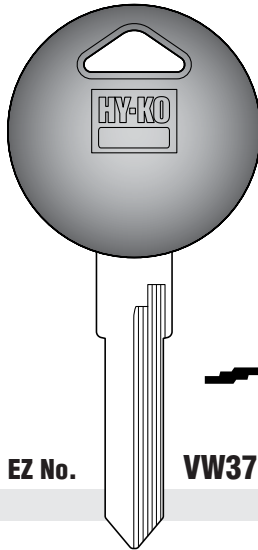


VW32



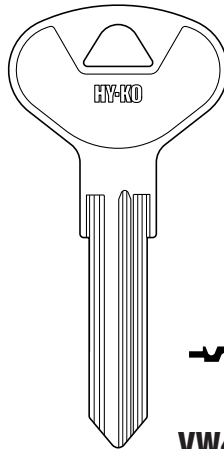
VOLKSWAGEN

VOLVO

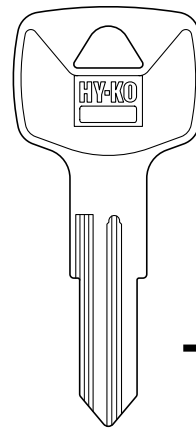


Hy-Ko EZ No.

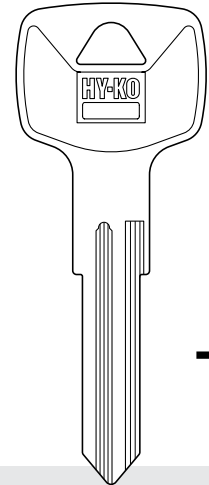
VW37P



VW42



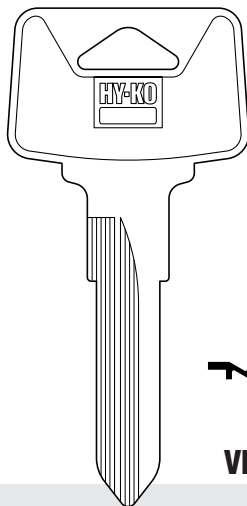
VL4



VL5

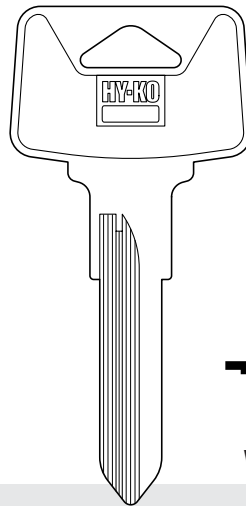


VOLVO

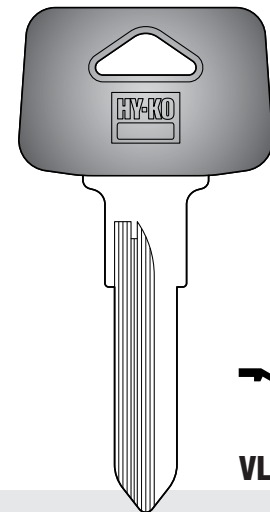


Hy-Ko EZ No.

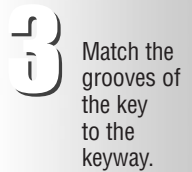

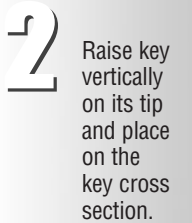
VL6



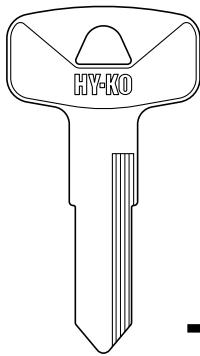
VL8



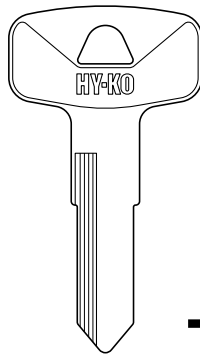
VL8P



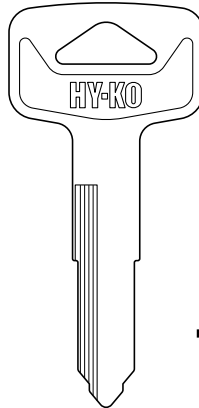
YAMAHA MOTORCYCLE



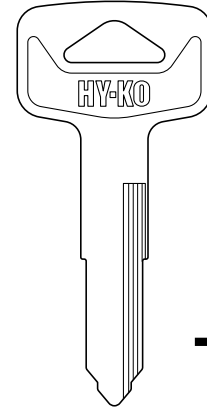
Hy-Ko EZ No. **YH37**



YH38

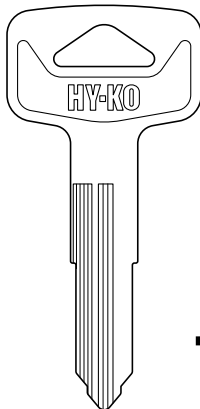


YH46

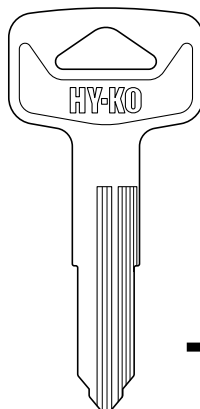


YH47

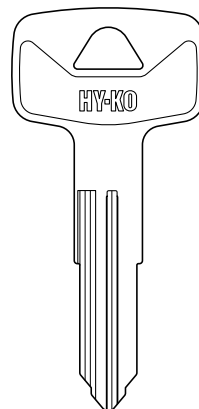
YAMAHA MOTORCYCLE



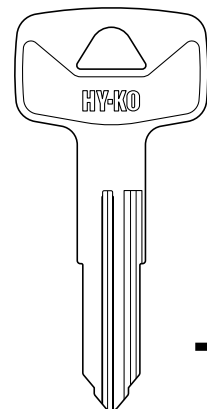
Hy-Ko EZ No. **YH48**



YH49

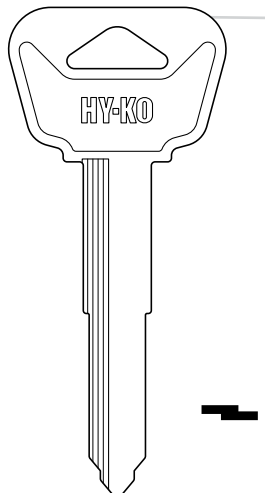


YH50



YH51

YAMAHA MOTORCYCLE

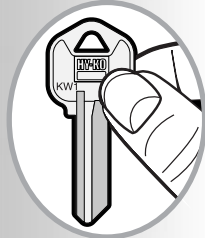


Hy-Ko EZ No. **YH63**



Finding A Key

1 Look for identification marks on the key head (bow).



(i.e. manufacturer's name, key name, etc.)

2 Ask the customer how the key is used.

3 See reference sections:

- Key Cross Reference pp 76-92

P – Black plastic head
 PC – Color plastic head
 See page 4 for key name explanations

Automotive Keys

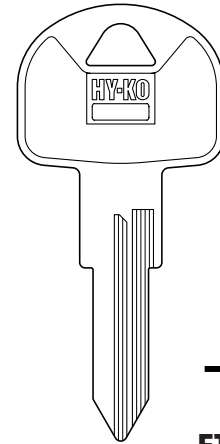
YARD TRACTOR

YUGO

Identifying A Key

1

Find a key similar in size, key head shape, and millings.

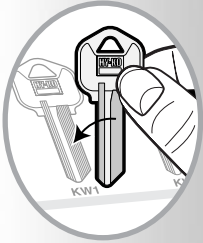


Hy-Ko EZ No.

IH2

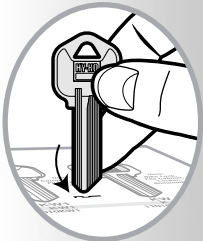
YT1

FT46



2

Raise key vertically on its tip and place on the key cross section.



3

Match the grooves of the key to the keyway.

Manufacturer	Page	Manufacturer	Page
Abus	50	National	64
Ace Padlock	50-51	National Cabinet	65-66
American	50	Olympic	66
Arrow	51	Pado	66
Baldwin	51	Papaiz	66
Bargman	51	Penn	66
Bauer	52	Pundra	66
Best	52	Ruswin / Corbin	54-57
Bommer	52	Sargent	67-68
Briggs & Stratton	52	Schlage	68-69
Chicago	52-53	Segal	70
Clinton	53	Sentry Safe	70
The Club	53-54	Skillman	70
Corbin	54-57	Slaymaker	70
Dexter	57	Taylor	70
Eagle	58	Thermostat Box	70
Earle	58	Tool Box	70
Elgin	58	Trimark	70-71
ESP	58	Viro	71-72
LSDA (EZ)	58	Weiser	72
Falcon	58	Welch	72
Fastec	58	Weslock	73
Fort	59	Wilson Bohannan	73
Fulton	59	Wind Lock	73
Harloc	59	Wright	73
Harloc/Tesa	59	XL Lock	73
Hollymade	59	Yale	74-75
Ilco	60		
Illinois	59		
Independent (Ilco)	60-61		
Keil	61		
Kwikset	61-62		
Lockwood	62		
Lori	62		
Master	62-64		



**H
O
U
S
E
&
P
A
D
L
O
C
K
I
N
D
E
X**

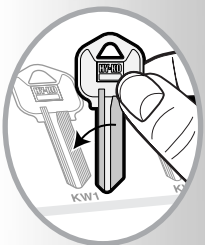


House, Door, Cabinet & Padlock Keys

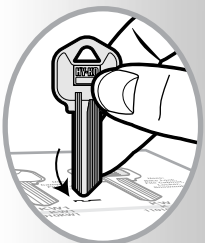
ABUS

Identifying A Key

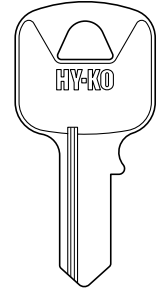
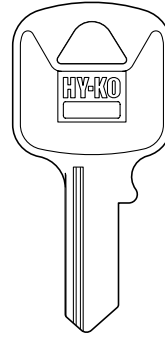
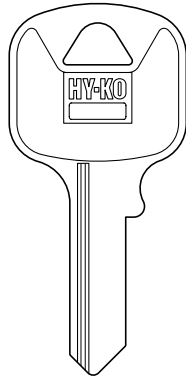
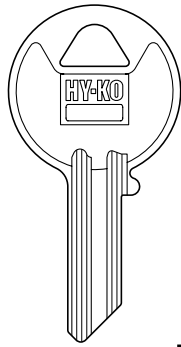
1 Find a key similar in size, key head shape, and millings.



2 Raise key vertically on its tip and place on the key cross section.



3 Match the grooves of the key to the keyway.



Hy-Ko EZ No.

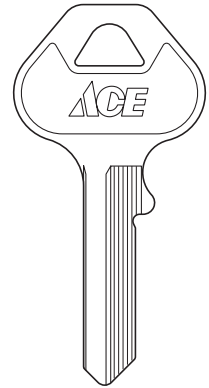
AB1

AB13

AB15

AB16

ACE PADLOCK



Hy-Ko EZ No.

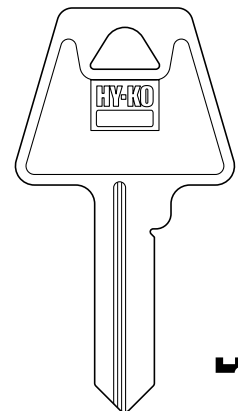

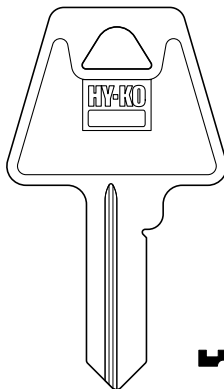

88/20KB

88/25KB

88/30KB

88/40KB

AMERICAN



Hy-Ko EZ No.


AM1

AM3

AM4

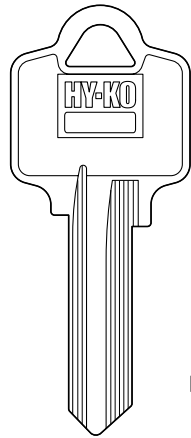
AM6

AMERICAN

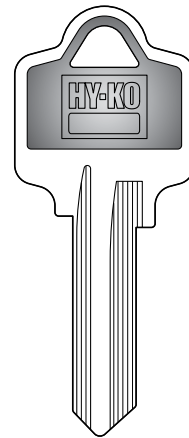


Hy-Ko EZ No.

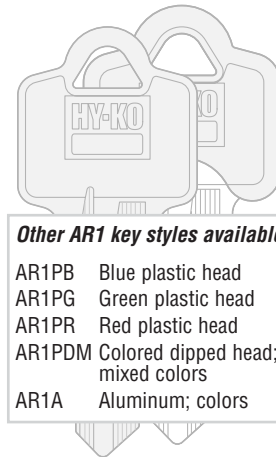
AMH1



AR1



AR1PC



Other AR1 key styles available

- AR1PB Blue plastic head
- AR1PG Green plastic head
- AR1PR Red plastic head
- AR1PDM Colored dipped head; mixed colors
- AR1A Aluminum; colors

Finding A Key

1 Look for identification marks on the key head (bow).



(i.e. manufacturer's name, key name, etc.)

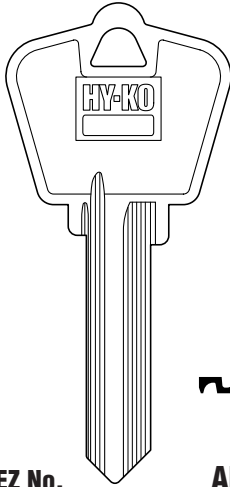
2 Ask the customer how the key is used.

3 See reference sections:

- Key Cross Reference pp 76-92

P – Black plastic head
 PC – Color plastic head
 See page 4 for key name explanations

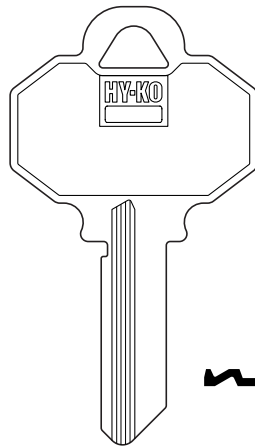
ARROW



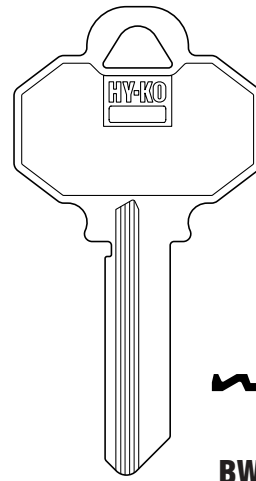
Hy-Ko EZ No.

AR4

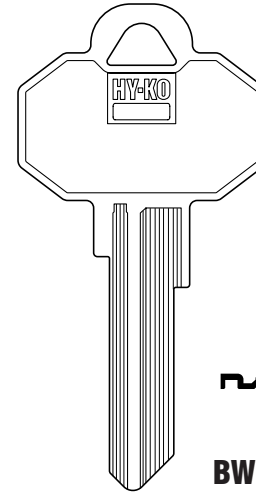
BALDWIN



BW5

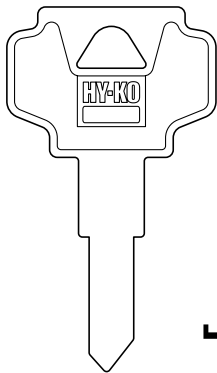


BW6



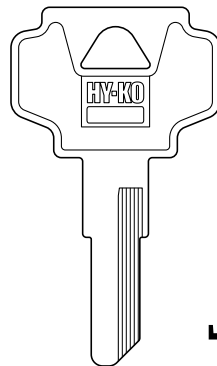
BWK5

BARGMAN



Hy-Ko EZ No.

BN1



BN7

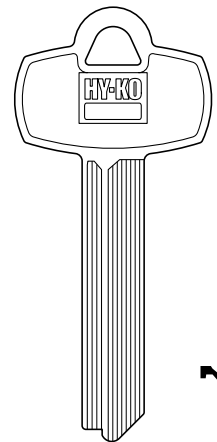
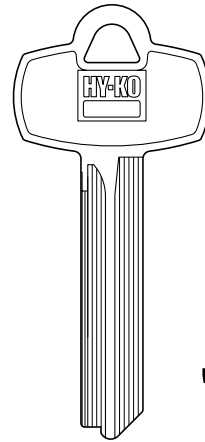
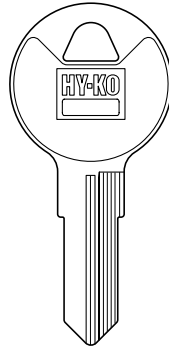
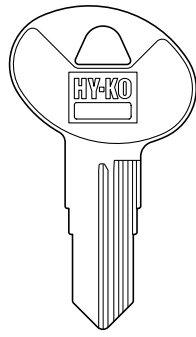


House, Door, Cabinet & Padlock Keys

BAUER

BEST

Identifying A Key



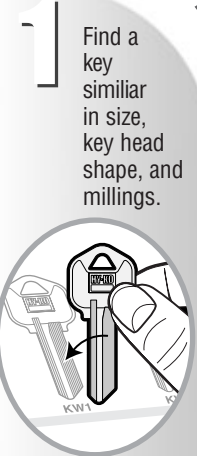
Hy-Ko EZ No.

BAU2

BAU3

BE2


BE8



1 Find a key similar in size, key head shape, and millings.




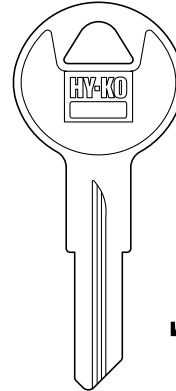
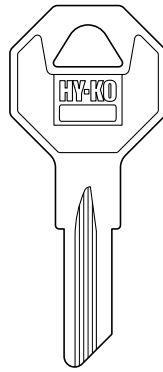
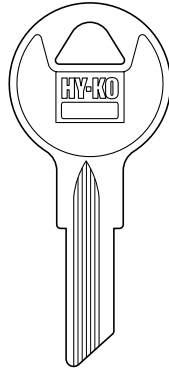
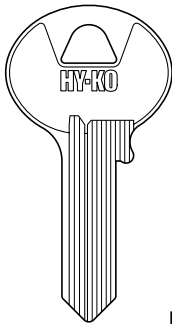
2 Raise key vertically on its tip and place on the key cross section.



3 Match the grooves of the key to the keyway.

BOMMER

BRIGGS & STRATTON



Hy-Ko EZ No.

B01



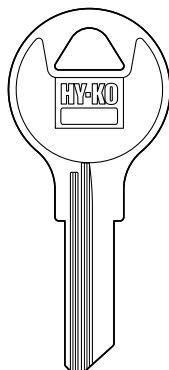
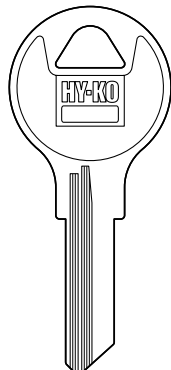
B1

B2

B4

B5

CHICAGO



Hy-Ko EZ No.

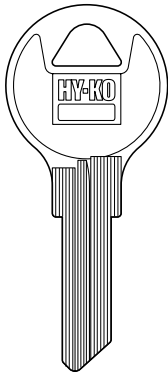
AP1

AP2

AP3

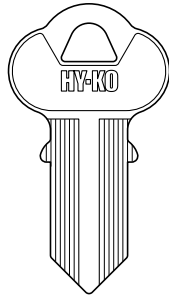
AP4

CHICAGO

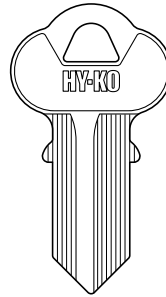


Hy-Ko EZ No.

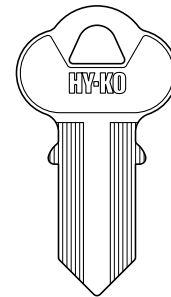
AP5



CG1

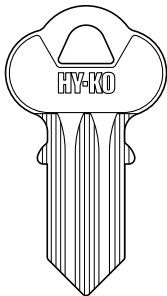


CG2



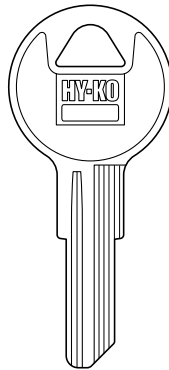
CG4

CHICAGO



Hy-Ko EZ No.


CG6



CG16

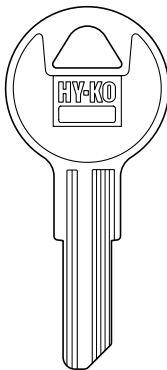


CG17



CG22


CHICAGO



Hy-Ko EZ No.


CG27

CLINTON




CL1

THE CLUB



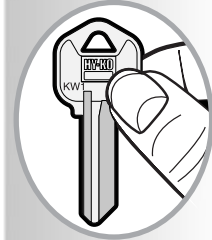
CLB1



CLB2

Finding A Key

1 Look for identification marks on the key head (bow).



(i.e. manufacturer's name, key name, etc.)

2 Ask the customer how the key is used.

3 See reference sections:

- Key Cross Reference pp 76-92


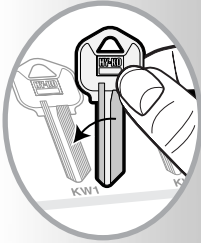
P – Black plastic head
 PC – Color plastic head
 See page 4 for key name explanations

House, Door, Cabinet & Padlock Keys

THE CLUB


Identifying A Key

1 Find a key similar in size, key head shape, and millings.




Hy-Ko EZ No.

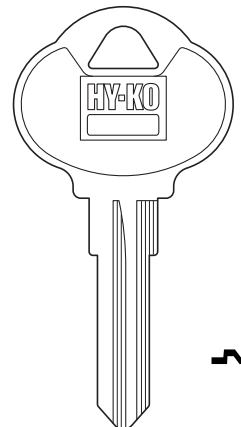
CLB3



CLB4




CLB5



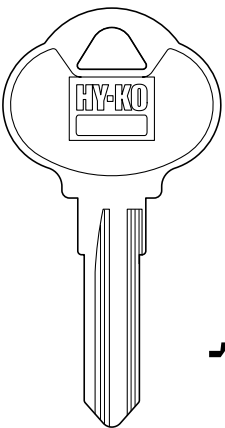
CLB6

THE CLUB




Hy-Ko EZ No.

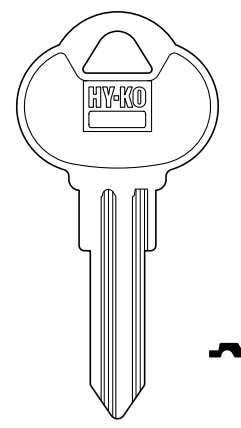
CLB7



CLB8

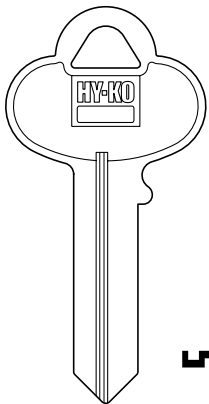


CLB9



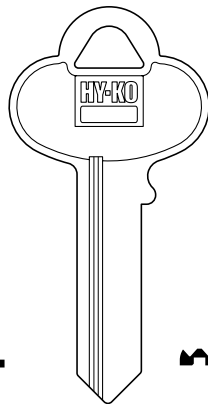
CLB10

CORBIN – RUSSWIN

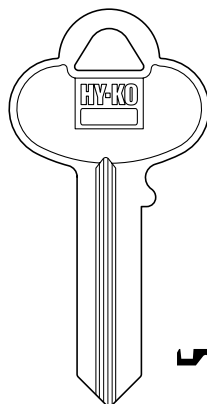


Hy-Ko EZ No.

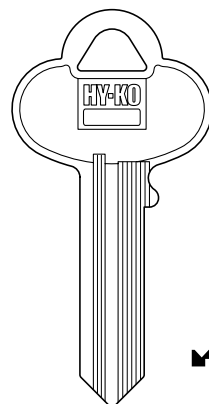
C01



C03



C05




C07



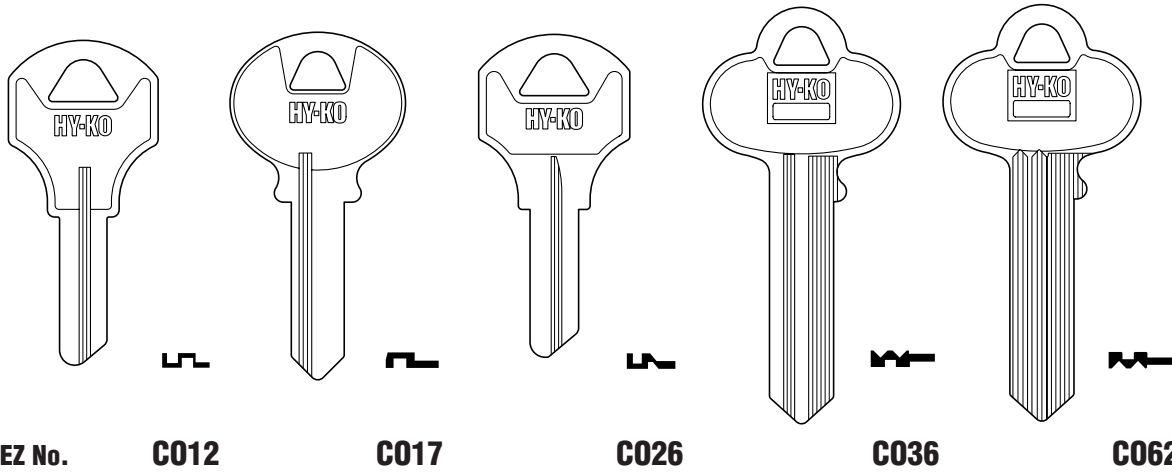
C010

2 Raise key vertically on its tip and place on the key cross section.



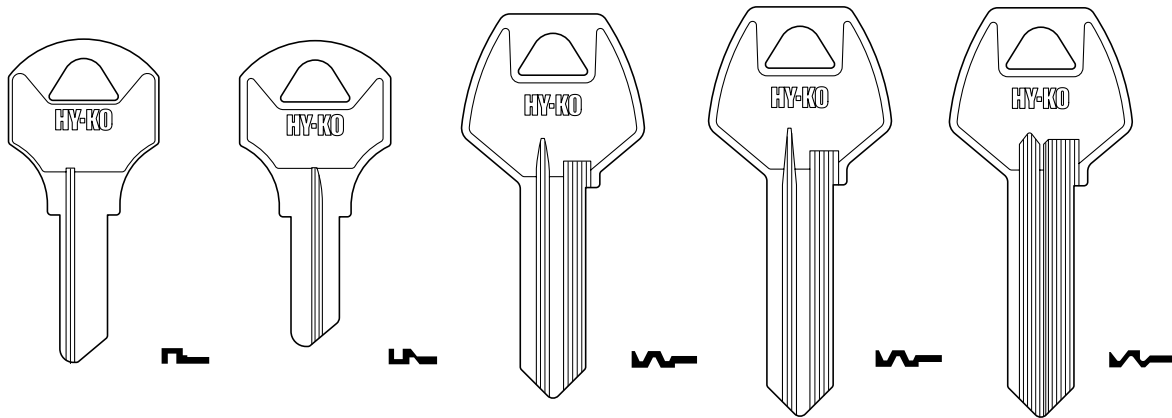
3 Match the grooves of the key to the keyway.

CORBIN – RUSSWIN



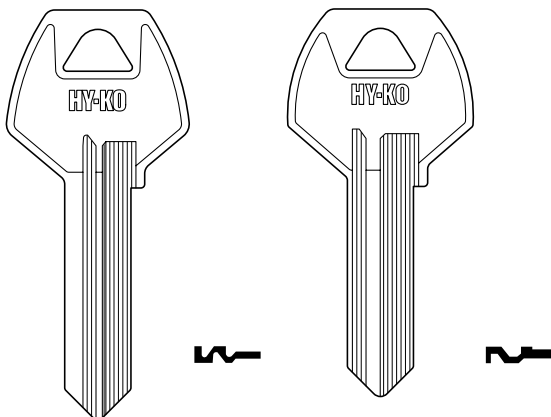
Hy-Ko EZ No. **C012** **C017** **C026** **C036** **C062**

CORBIN – RUSSWIN



Hy-Ko EZ No. **C063** **C068** **C087** **C088** **C089**

CORBIN – RUSSWIN

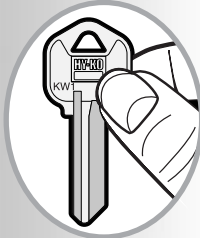


Hy-Ko EZ No. **C091** **C097**



Finding A Key

1 Look for identification marks on the key head (bow).



(i.e. manufacturer's name, key name, etc.)

2 Ask the customer how the key is used.

3 See reference sections:

- Key Cross Reference pp 76-92

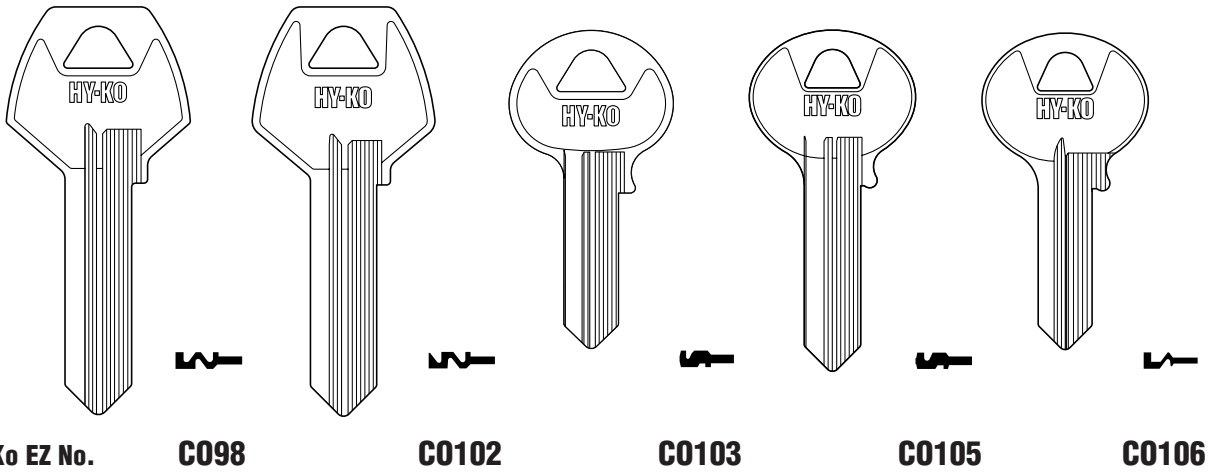
P – Black plastic head
 PC – Color plastic head
 See page 4 for key name explanations

House, Door, Cabinet & Padlock Keys

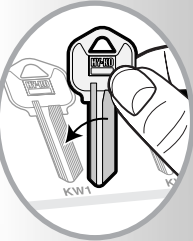
CORBIN – RUSSWIN

Identifying A Key


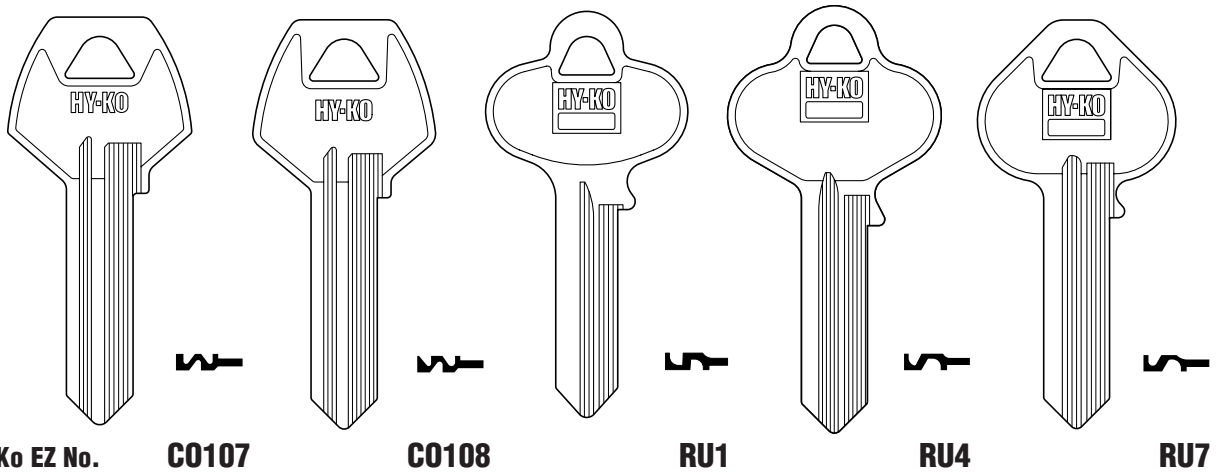
1 Find a key similar in size, key head shape, and millings.



CORBIN – RUSSWIN

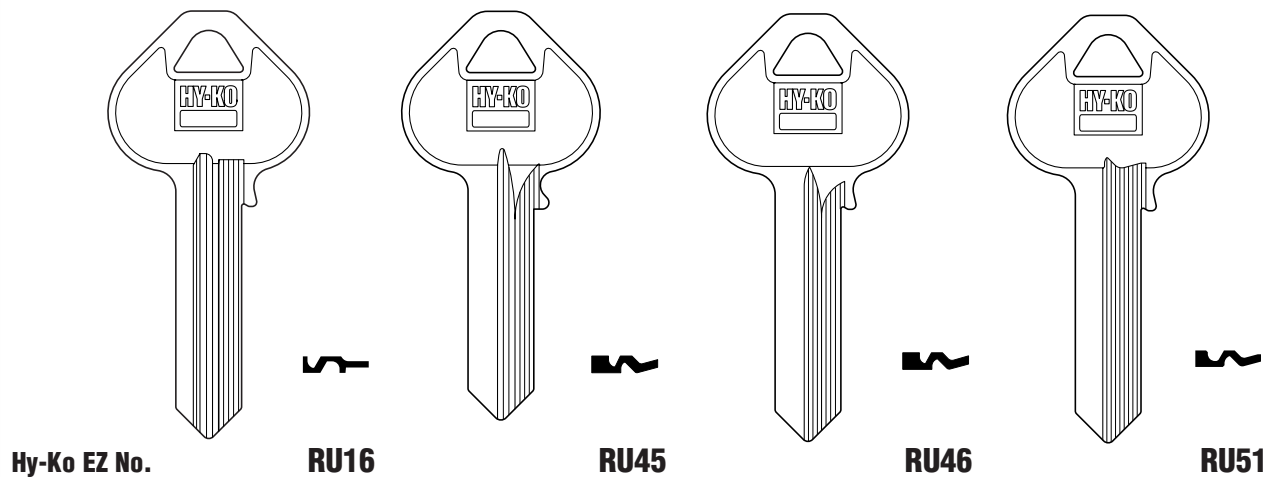


2 Raise key vertically on its tip and place on the key cross section.



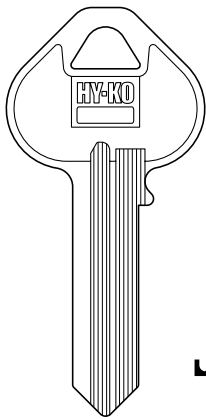
3 Match the grooves of the key to the keyway.

CORBIN – RUSSWIN

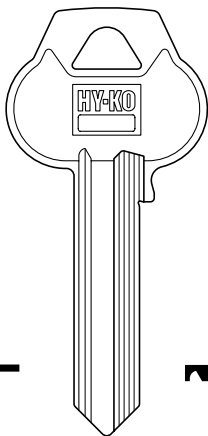


CORBIN – RUSSWIN

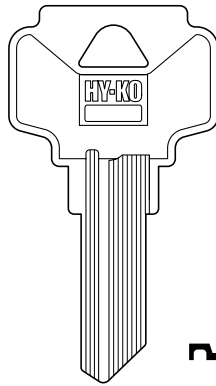
DEXTER



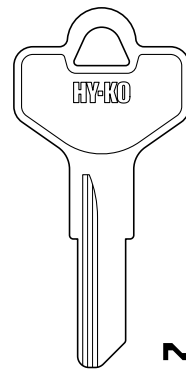
Hy-Ko EZ No. **RU52**



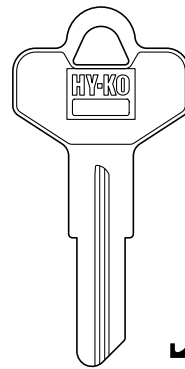
RU101



DE1

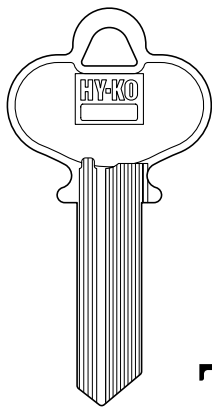


DE2

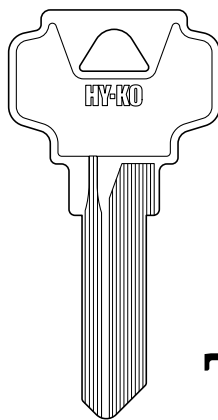


DE4

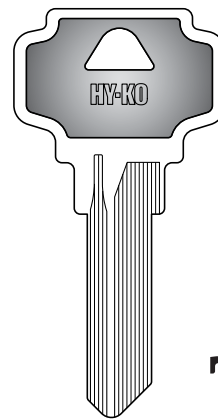
DEXTER



Hy-Ko EZ No. **DE5**



DE6



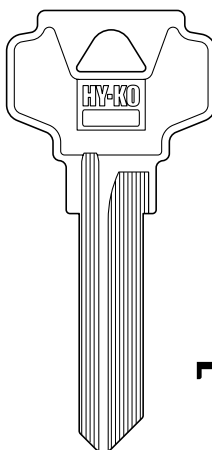
DE6PC



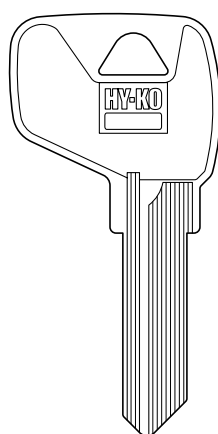
Other DE6 key styles available

- DE6PB Blue plastic head
- DE6PG Green plastic head
- DE6PR Red plastic head
- DE6PY Yellow plastic head
- DE6PDM Colored-dipped head; mixed colors
- DE6A Aluminum; mixed colors

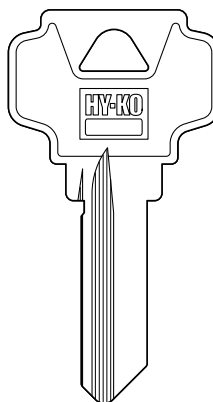
DEXTER



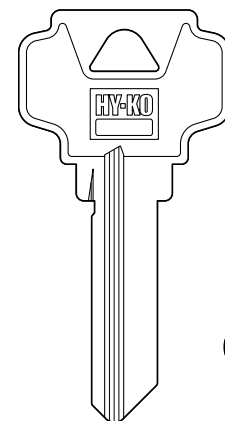
Hy-Ko EZ No. **DE8**



MD17



SC1D



SC4D

Finding A Key

1 Look for identification marks on the key head (bow).



(i.e. manufacturer's name, key name, etc.)

2 Ask the customer how the key is used.

3 See reference sections:

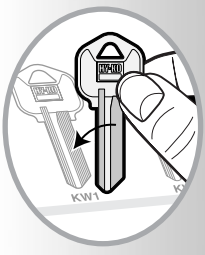
• Key Cross Reference pp 76-92

P – Black plastic head
 PC – Color plastic head
 See page 4 for key name explanations

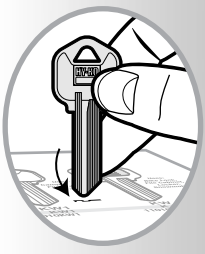
House, Door, Cabinet & Padlock Keys

Identifying A Key

1 Find a key similar in size, key head shape, and millings.

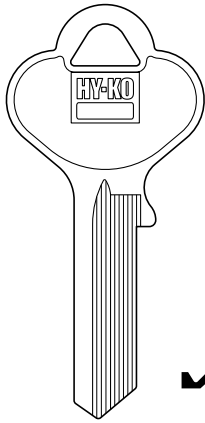


2 Raise key vertically on its tip and place on the key cross section.



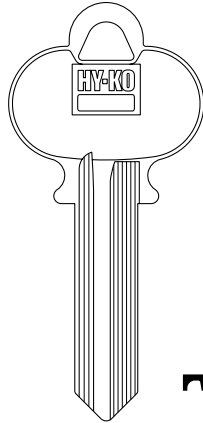
3 Match the grooves of the key to the keyway.

EAGLE




Hy-Ko EZ No.

EARLE

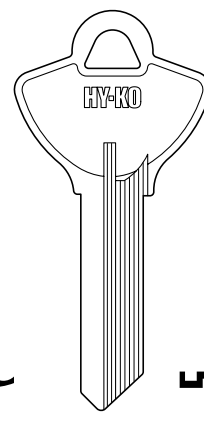


EA27

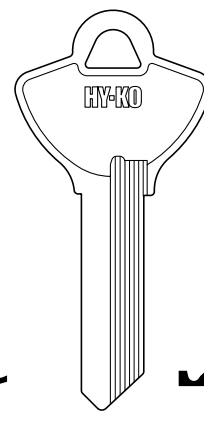
ELGIN



ER1



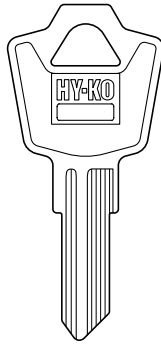
EL1



EL10

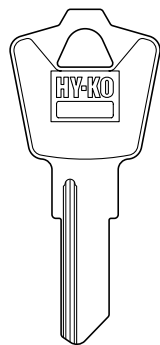
EL11

ESP

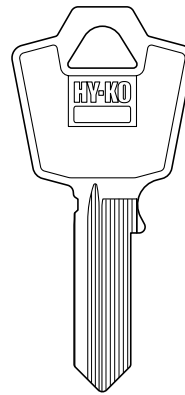


Hy-Ko EZ No.

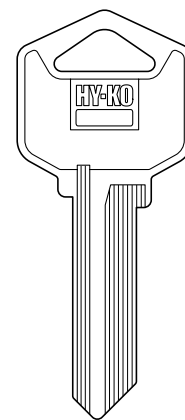
ES8



ES8M



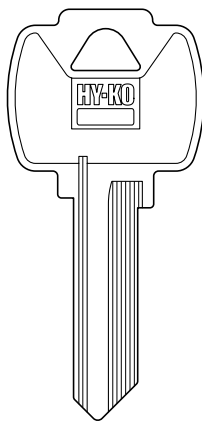
ES9



EZ1

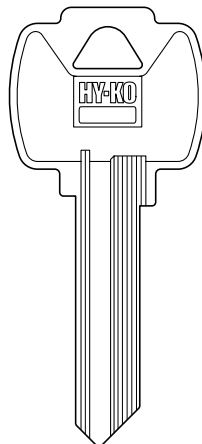
LSDA (EZ)

FALCON

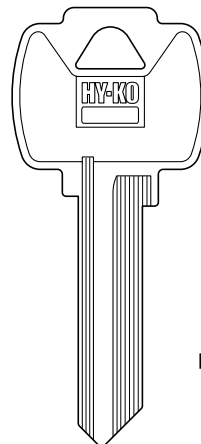


Hy-Ko EZ No.

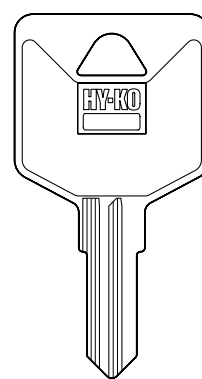
FA1



FA2



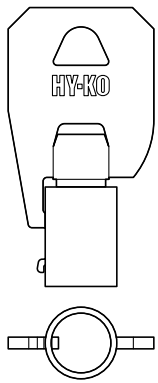
FA3



FIC1


FASTEC

FORT




Hy-Ko EZ No.

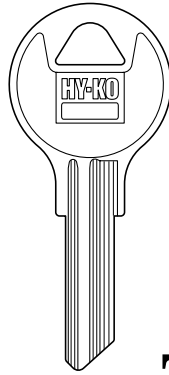
FH1



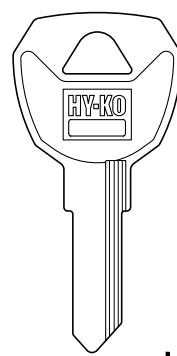
FH2



FH3



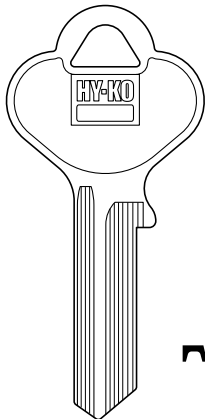
FR2



FN1

FULTON

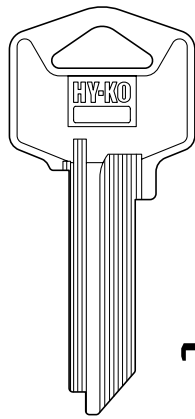
HARLOC



Hy-Ko EZ No.

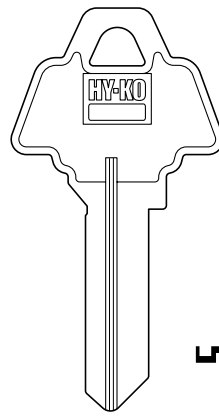
HR1

HARLOC/TESA



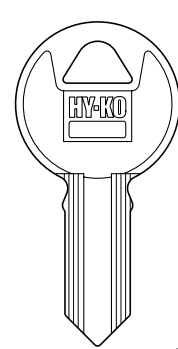
HR2

HOLLYMADE



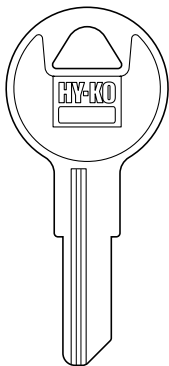
H01

ILLINOIS




IL1

ILLINOIS



Hy-Ko EZ No.

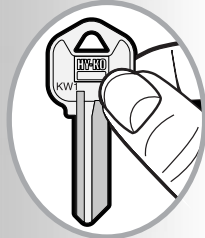
IL9



IL11

Finding A Key

1 Look for identification marks on the key head (bow).



(i.e. manufacturer's name, key name, etc.)

2 Ask the customer how the key is used.

3 See reference sections:

- Key Cross Reference pp 76-92

P – Black plastic head
 PC – Color plastic head
 See page 4 for key name explanations

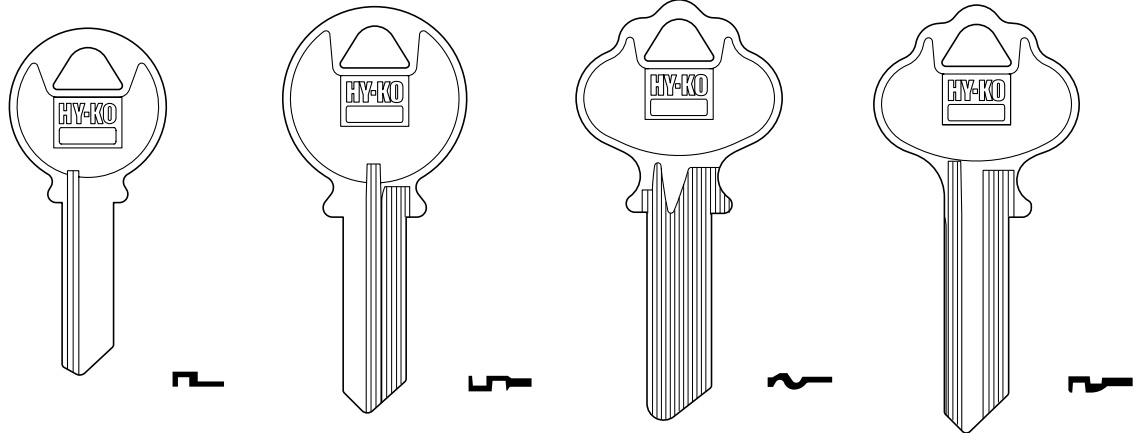
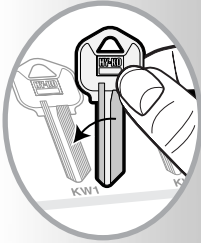


House, Door, Cabinet & Padlock Keys

INDEPENDENT (ILCO)

Identifying A Key

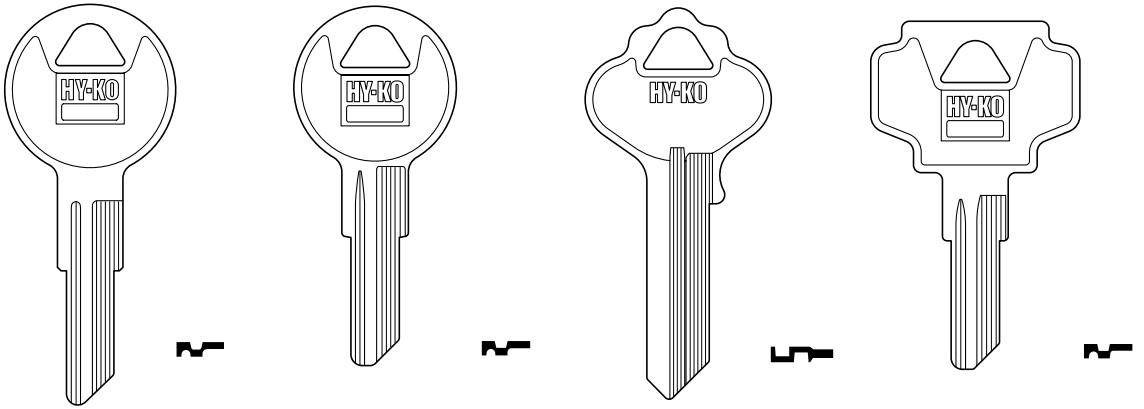

1 Find a key similar in size, key head shape, and millings.



Hy-Ko EZ No. **IH3** **IN1** **IN2** **IN3**

INDEPENDENT (ILCO)

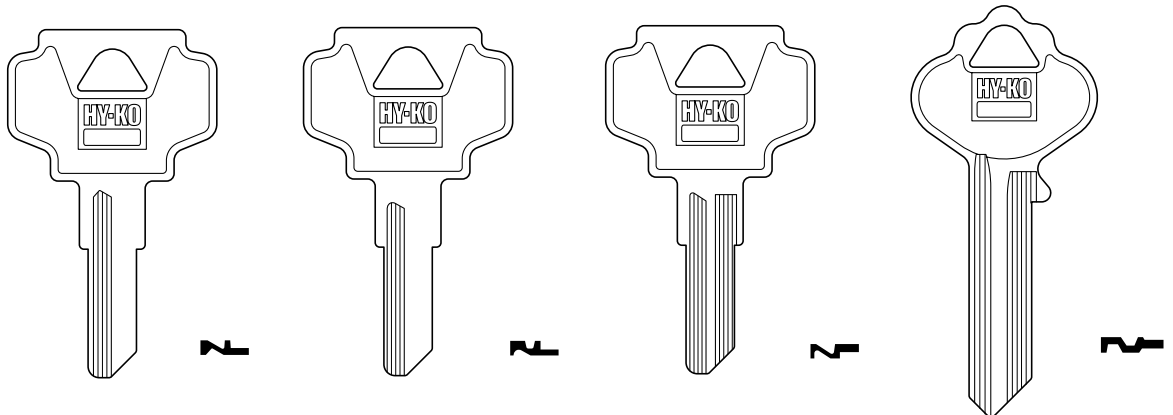
2 Raise key vertically on its tip and place on the key cross section.



Hy-Ko EZ No. **IN4** **IN8** **IN18** **IN24**

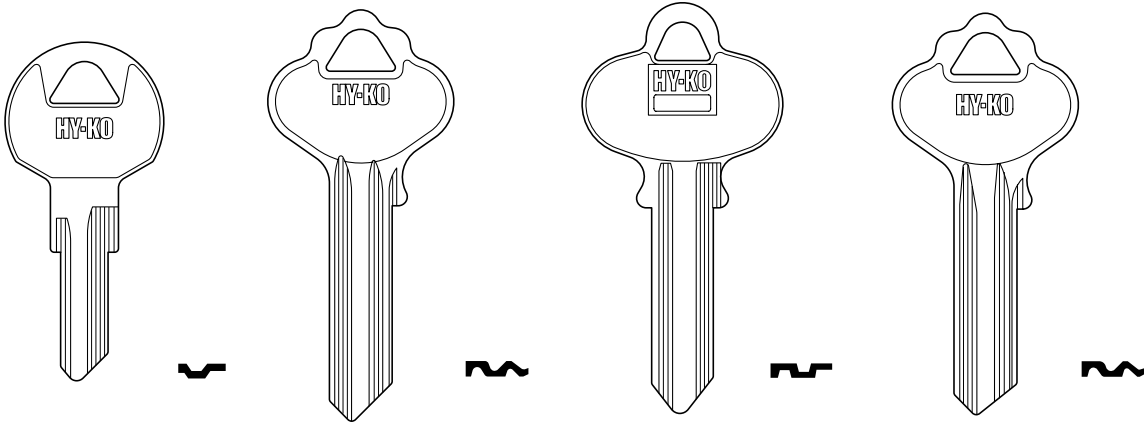
INDEPENDENT (ILCO)

3 Match the grooves of the key to the keyway.



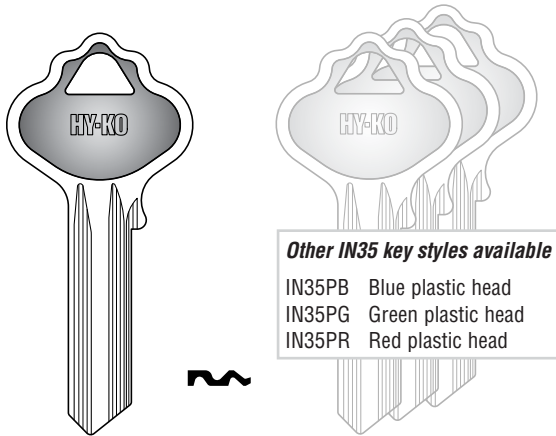
Hy-Ko EZ No. **IN25** **IN26** **IN27** **IN28**

INDEPENDENT (ILCO)



Hy-Ko EZ No. **IN29** **IN33** **IN34** **IN35**

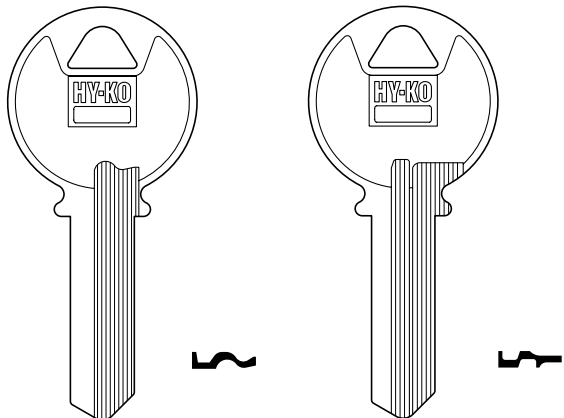
INDEPENDENT (ILCO)



Other IN35 key styles available
 IN35PB Blue plastic head
 IN35PG Green plastic head
 IN35PR Red plastic head


Hy-Ko EZ No. **IN35PC**

KEIL



Hy-Ko EZ No. **K1** **K2**

KWIKSET



Other KW1 key styles available
 KW1PB Blue plastic head
 KW1PG Green plastic head
 KW1PR Red plastic head
 KW1PY Yellow plastic head
 KW1PDM Colored-dipped head; mixed colors
 KW1A Aluminum; mixed colors
 KW1S Patterned; mixed styles
 KW1FLAG Flag-pattern
 KW1XL Extra-large head

Hy-Ko EZ No. **KW1** **KW1PC** **KW5**

Finding A Key

1 Look for identification marks on the key head (bow).



(i.e. manufacturer's name, key name, etc.)

2 Ask the customer how the key is used.

3 See reference sections:

• Key Cross Reference pp 76-92

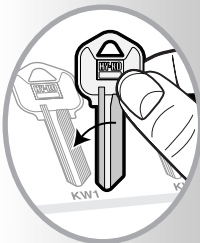
P – Black plastic head
 PC – Color plastic head
 See page 4 for key name explanations

House, Door, Cabinet & Padlock Keys

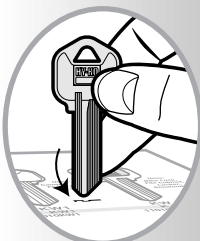
KWIKSET

Identifying A Key

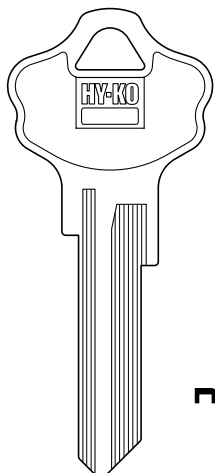
1 Find a key similar in size, key head shape, and millings.



2 Raise key vertically on its tip and place on the key cross section.

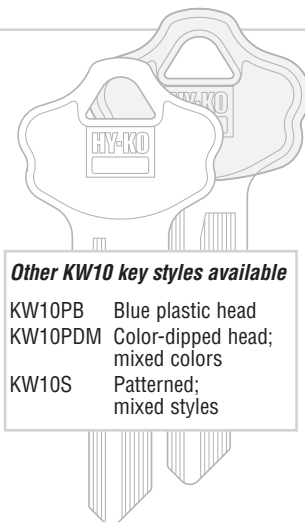


3 Match the grooves of the key to the keyway.



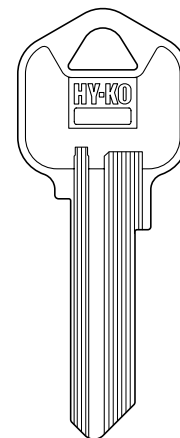
Hy-Ko EZ No.

KW10



Other KW10 key styles available


- KW10PB Blue plastic head
- KW10PDM Color-dipped head; mixed colors
- KW10S Patterned; mixed styles



KW11


LARSON DOOR

LOCKWOOD

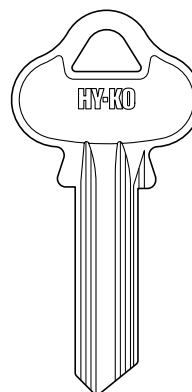


Hy-Ko EZ No.

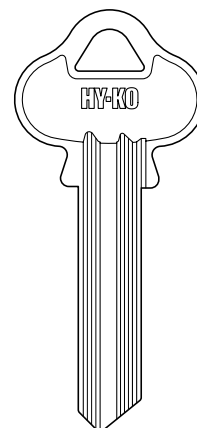
LD1



LD2



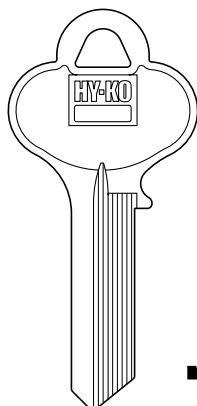
L1



L4

LORI

MASTER



Hy-Ko EZ No.

L01



M1



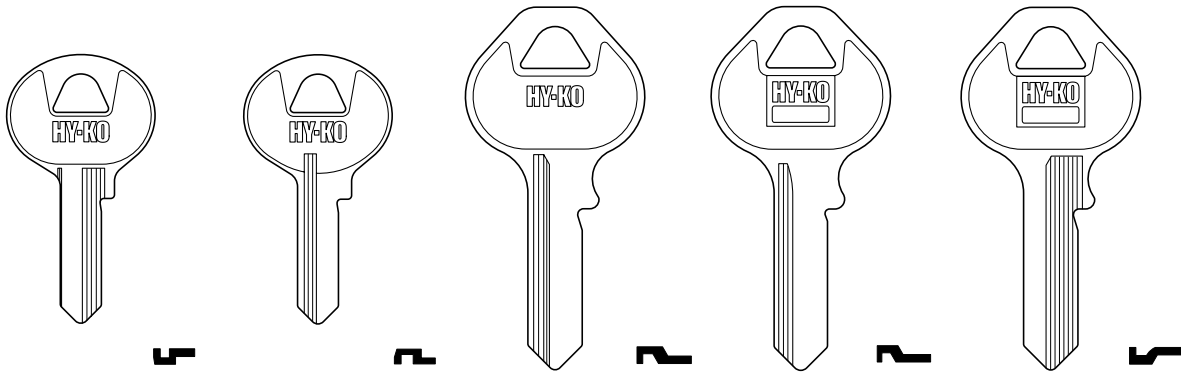
M1PC



Other M1 key styles available

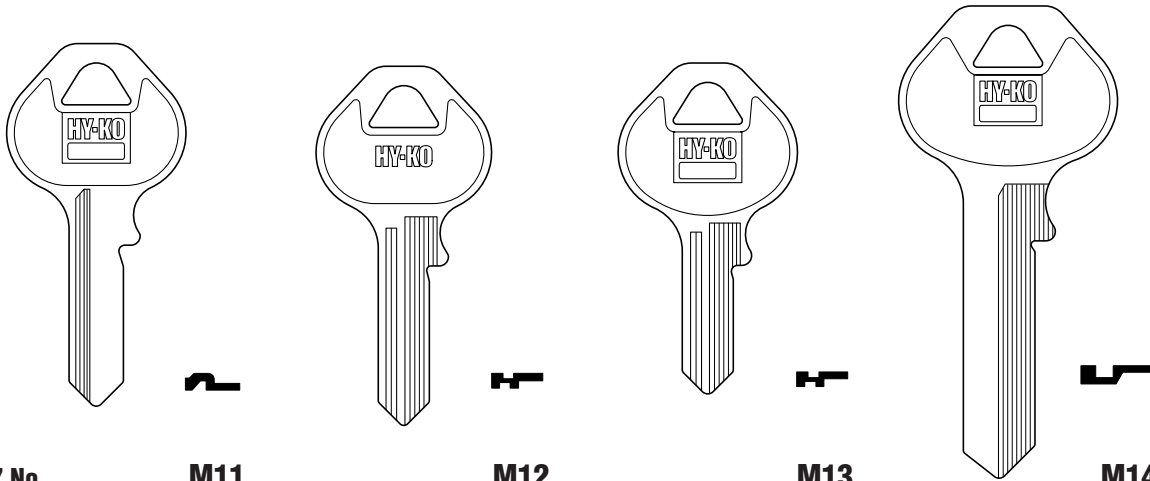
- M1PB Blue plastic head
- M1PG Green plastic head
- M1PR Red plastic head
- M1PY Yellow plastic head
- M1PDM Colored-dipped head; mixed colors
- M1A Aluminum; colors

MASTER



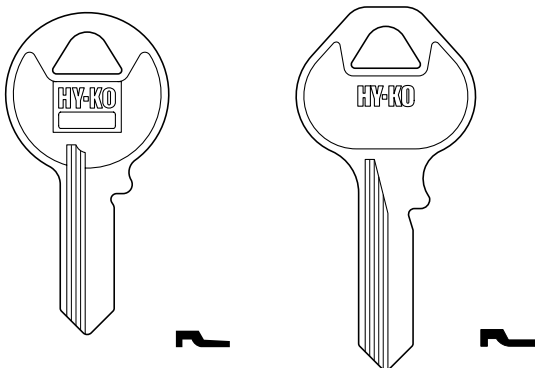
Hy-Ko EZ No. **M2** **M3** **M4** **M5** **M10**

MASTER



Hy-Ko EZ No. **M11** **M12** **M13** **M14**

MASTER

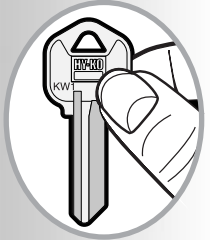


Hy-Ko EZ No. **M15** **M16**



Finding A Key

1 Look for identification marks on the key head (bow).



(i.e. manufacturer's name, key name, etc.)

2 Ask the customer how the key is used.

3 See reference sections:

- Key Cross Reference pp 76-92

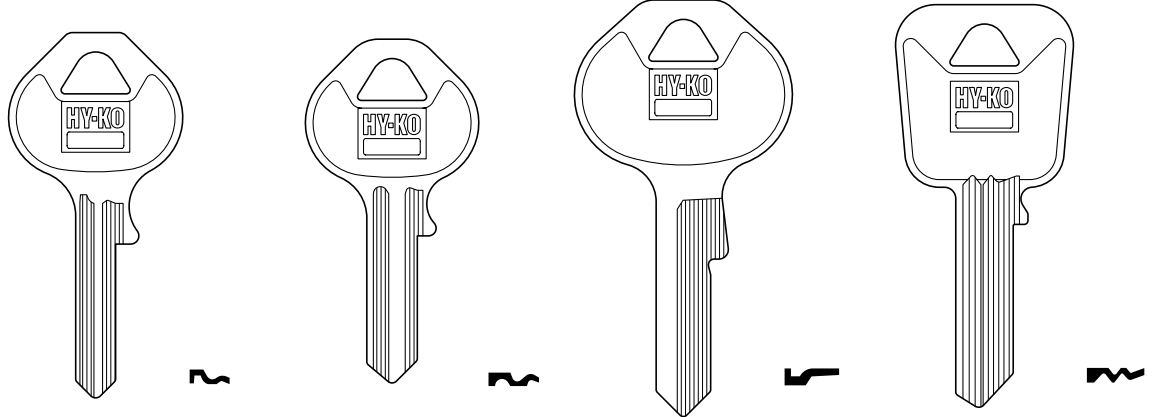
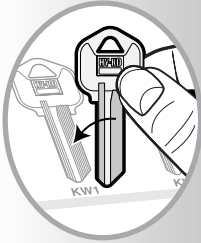
P – Black plastic head
 PC – Color plastic head
 See page 4 for key name explanations

House, Door, Cabinet & Padlock Keys

MASTER

Identifying A Key

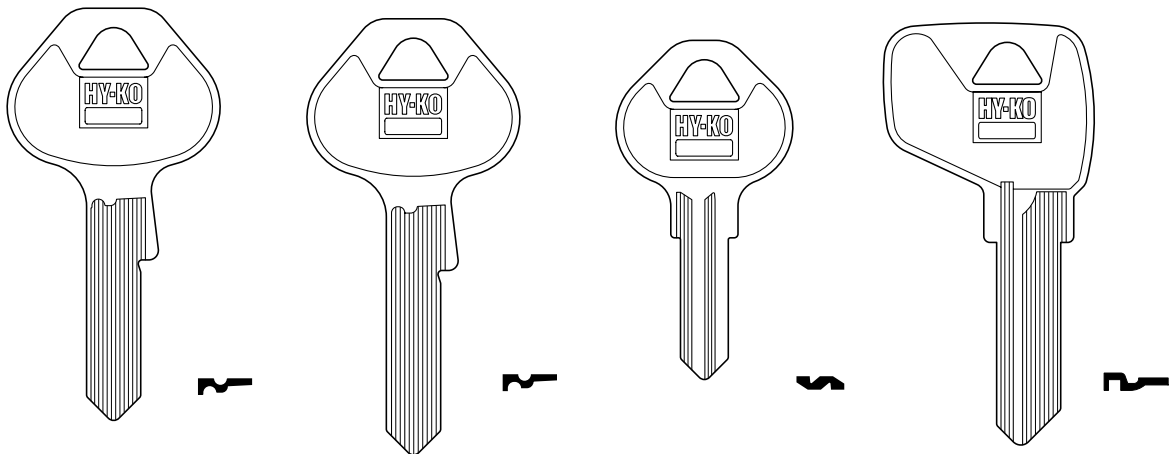

1 Find a key similar in size, key head shape, and millings.



Hy-Ko EZ No. **M17** **M18** **M19** **M27**

MASTER

2 Raise key vertically on its tip and place on the key cross section.

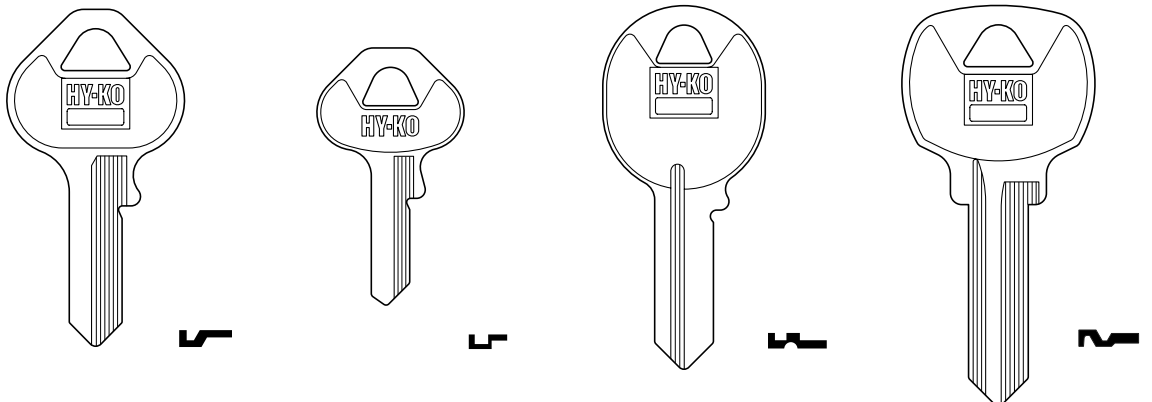


Hy-Ko EZ No. **M60** **M70** **M8105** **MD17**

MASTER

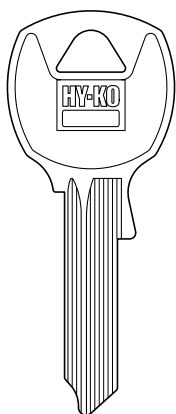
NATIONAL

3 Match the grooves of the key to the keyway.

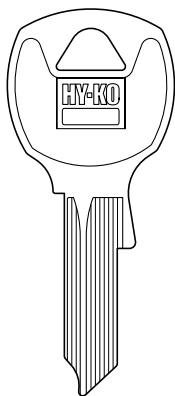


Hy-Ko EZ No. **MH1** **MH2** **MH3** **NA6**

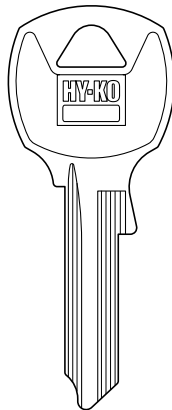
NATIONAL



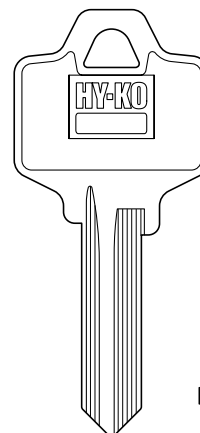
Hy-Ko EZ No. **NA12**



NA14




NA24



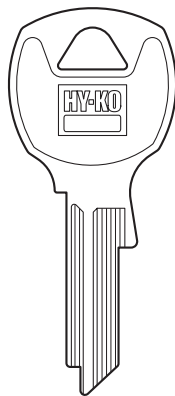
NA25

NATIONAL

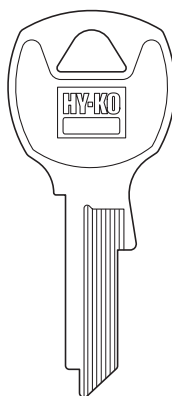


Other NA25 key styles available

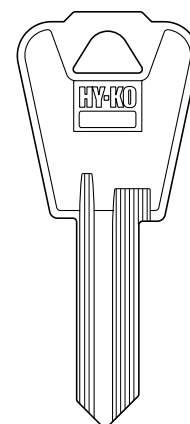
- NA25PB Blue plastic head
- NA25PG Green plastic head
- NA25PR Red plastic head



NA43



NA44



NH1

Hy-Ko EZ No.

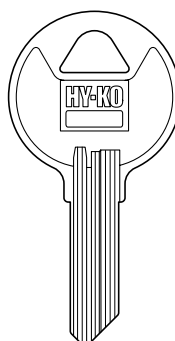
NATIONAL CABINET



Hy-Ko EZ No. **R01**



R03



R04



R05

Finding A Key

1 Look for identification marks on the key head (bow).



(i.e. manufacturer's name, key name, etc.)

2 Ask the customer how the key is used.

3 See reference sections:

- Key Cross Reference pp 76-92

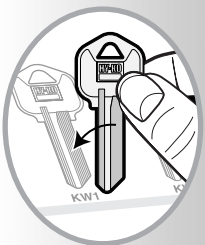
P – Black plastic head
 PC – Color plastic head
 See page 4 for key name explanations

House, Door, Cabinet & Padlock Keys

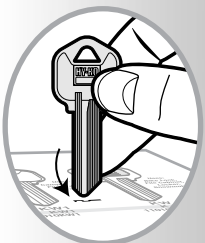
NATIONAL CABINET

Identifying A Key

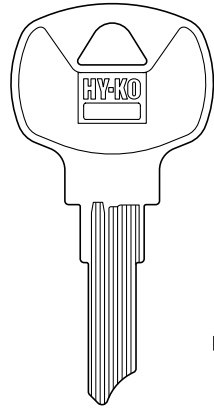
1 Find a key similar in size, key head shape, and millings.



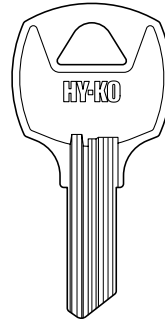
2 Raise key vertically on its tip and place on the key cross section.



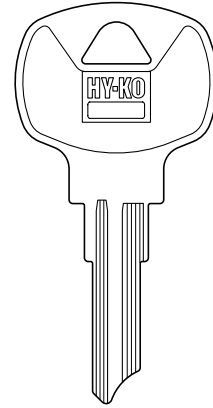
3 Match the grooves of the key to the keyway.



R06



R07



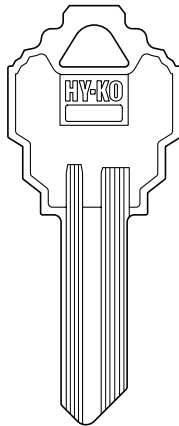
R010

Hy-Ko EZ No.


OLYMPIC

PADO


PAPAIZ



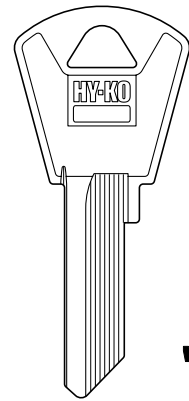
OL1



PA1



PA2




PZ1


Hy-Ko EZ No.

PENN

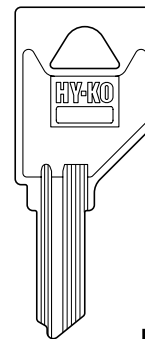
PUNDRA



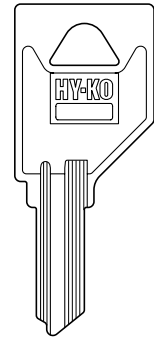
P1



P2



PU10



PU13

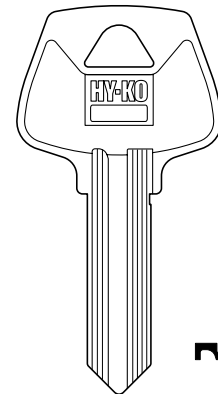
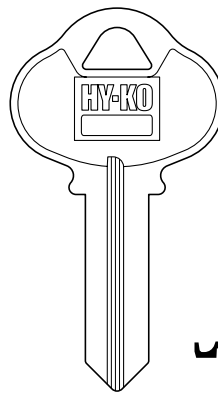
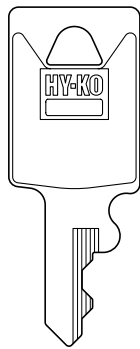
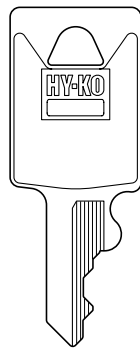
Hy-Ko EZ No.

RUSSWIN

SAMSONITE

SARGENT

See CORBIN-RUSSWIN on pg 54



Hy-Ko EZ No.

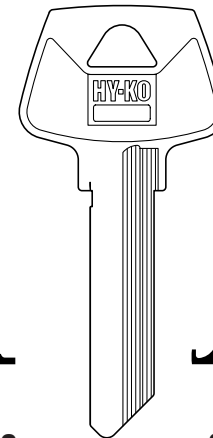
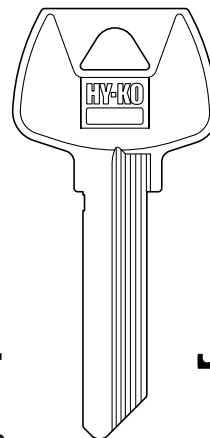
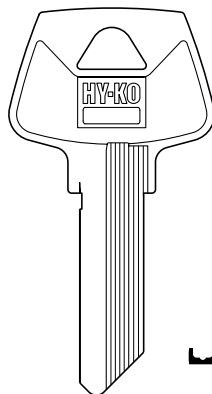
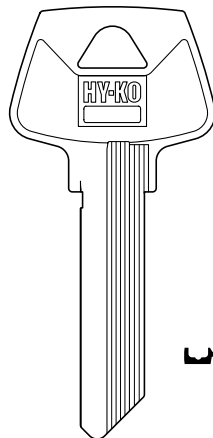
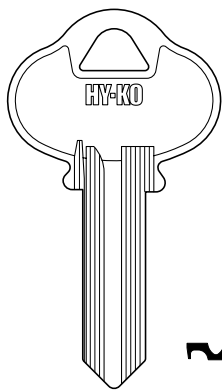
70S

170S

S1

S3

SARGENT



Hy-Ko EZ No.

S4

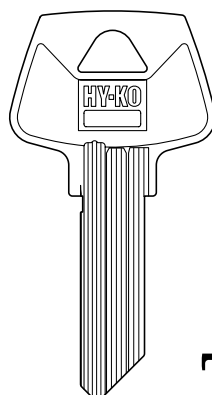
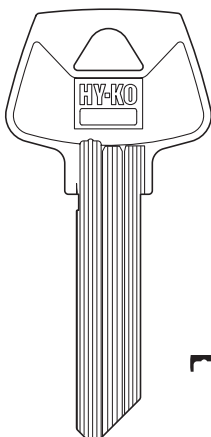
S6

S16

S22

S23

SARGENT



Hy-Ko EZ No.

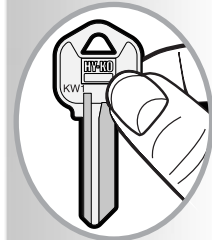
S31

S32



Finding A Key

1 Look for identification marks on the key head (bow).



(i.e. manufacturer's name, key name, etc.)

2 Ask the customer how the key is used.

3 See reference sections:

- Key Cross Reference pg 76-92

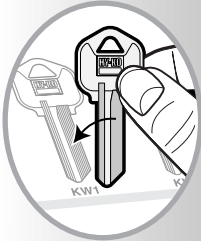
P – Black plastic head
 PC – Color plastic head
 See page 4 for key name explanations

House, Door, Cabinet & Padlock Keys

SARGENT

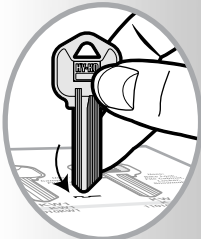
Identifying A Key

1 Find a key similar in size, key head shape, and millings.



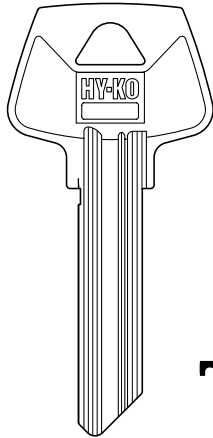
2

Raise key vertically on its tip and place on the key cross section.



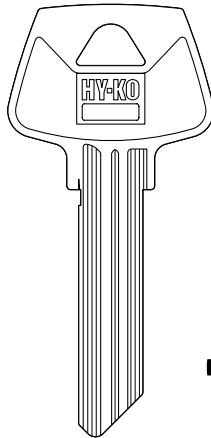
3

Match the grooves of the key to the keyway.

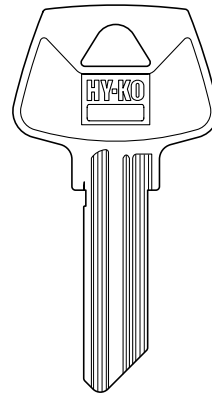


Hy-Ko EZ No.

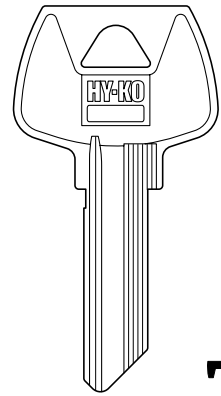
S45



S46

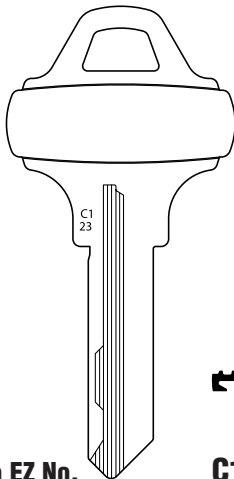


S48



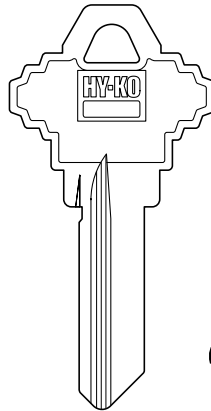
S68

SCHLAGE

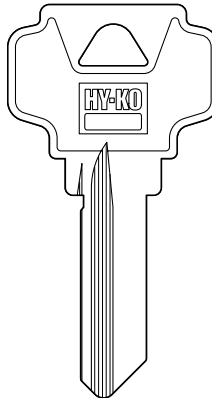


Hy-Ko EZ No.

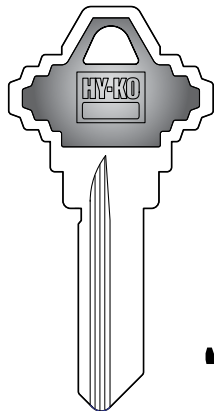
C123



SC1

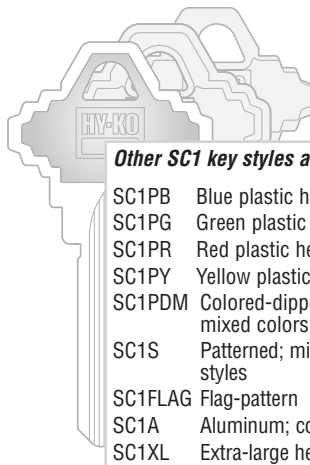


SC1D



SC1PC

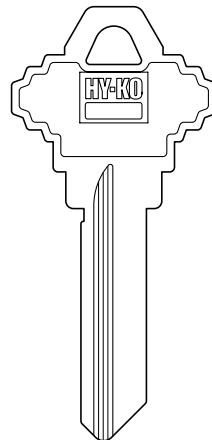
SCHLAGE



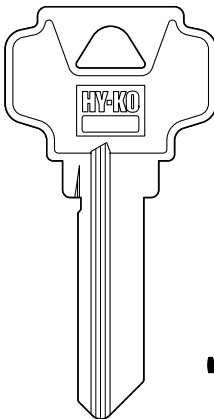
Other SC1 key styles available

- SC1PB Blue plastic head
- SC1PG Green plastic head
- SC1PR Red plastic head
- SC1PY Yellow plastic head
- SC1PDM Colored-dipped head; mixed colors
- SC1S Patterned; mixed styles
- SC1FLAG Flag-pattern
- SC1A Aluminum; colors
- SC1XL Extra-large head

Hy-Ko EZ No.

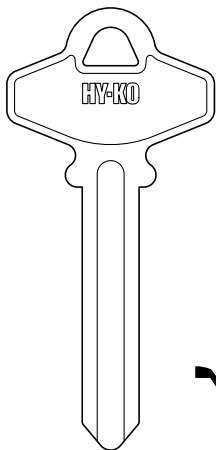


SC4



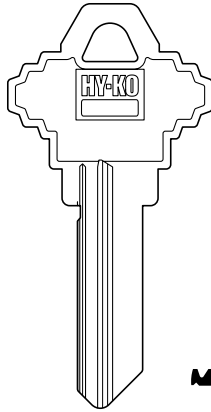
SC4D

SCHLAGE

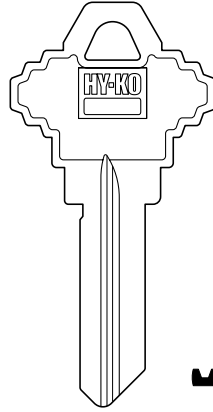


Hy-Ko EZ No.

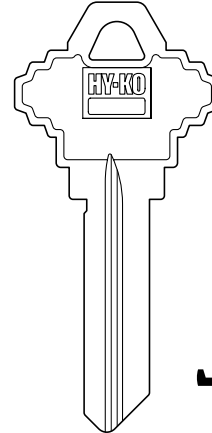
SC6



SC7

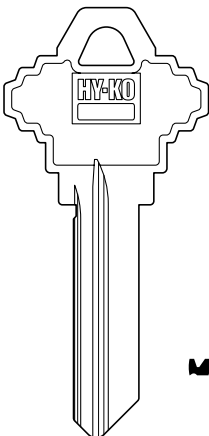


SC8



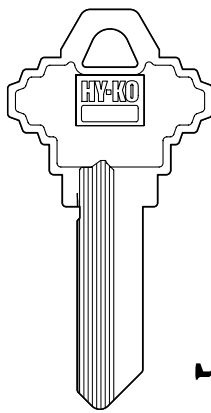
SC9

SCHLAGE

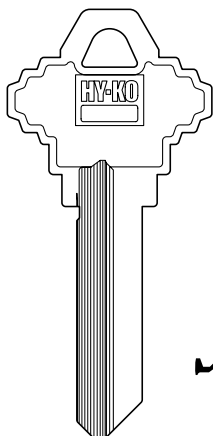


Hy-Ko EZ No.

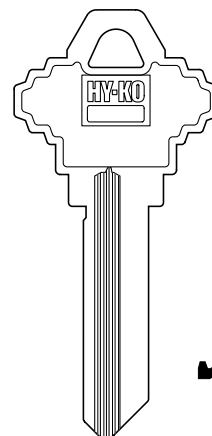
SC10



SC19

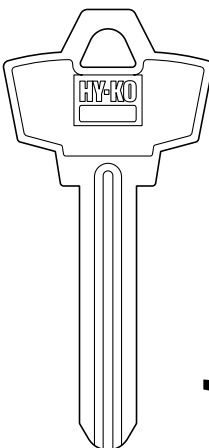


SC20



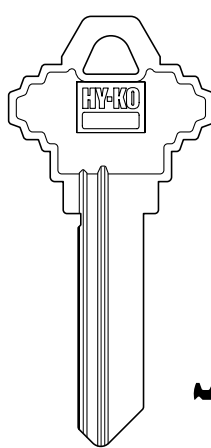
SC21

SCHLAGE



Hy-Ko EZ No.

SC22



SC24

Finding A Key

1 Look for identification marks on the key head (bow).



(i.e. manufacturer's name, key name, etc.)

2 Ask the customer how the key is used.

3 See reference sections:

- Key Cross Reference pp 76-92

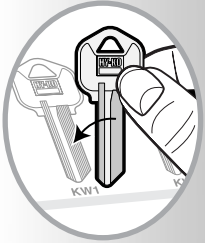
P – Black plastic head
 PC – Color plastic head
 See page 4 for key name explanations



House, Door, Cabinet & Padlock Keys

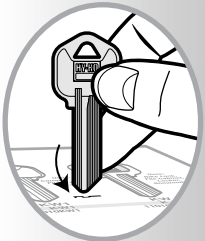
Identifying A Key

1 Find a key similar in size, key head shape, and millings.



2

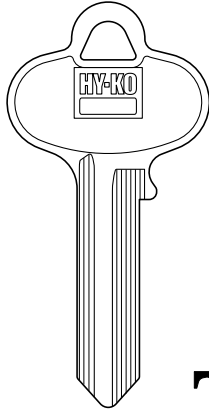
Raise key vertically on its tip and place on the key cross section.



3

Match the grooves of the key to the keyway.

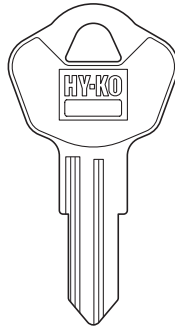
SEGAL



Hy-Ko EZ No.

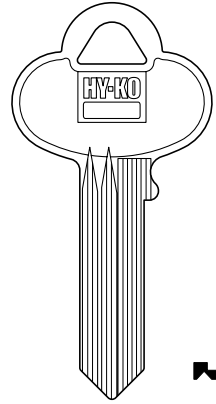
SE1

SENTRY SAFE



SS4

SKILLMAN

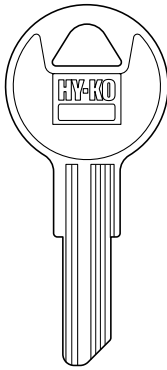


SS5



SK1

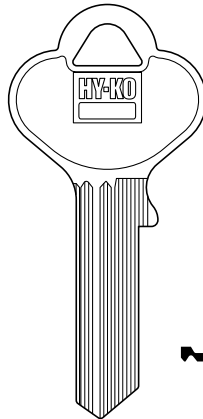
SLAYMAKER



Hy-Ko EZ No.


SL1

TAYLOR



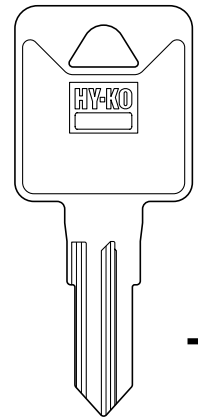
T7

THERMOSTAT BOX



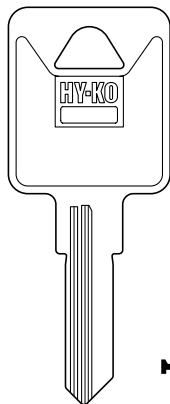
THRM1

TOOL BOX



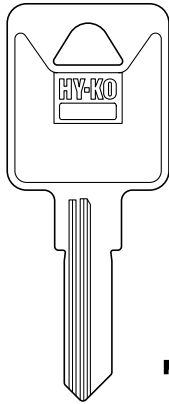
TBX1

TRIMARK

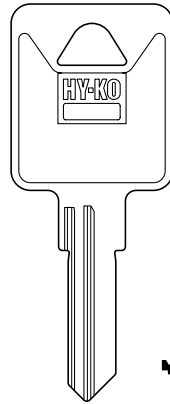


Hy-Ko EZ No.

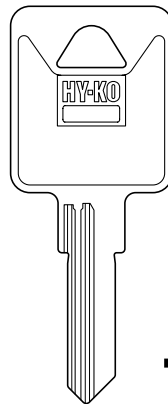
TM1



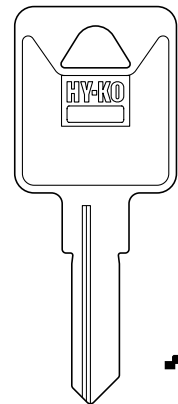
TM2



TM3




TM4

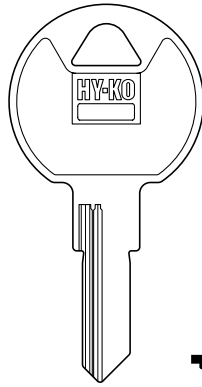


TM6

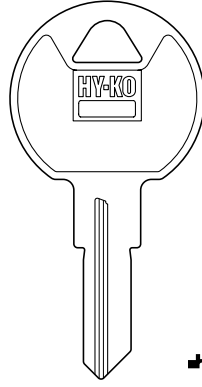
TRIMARK



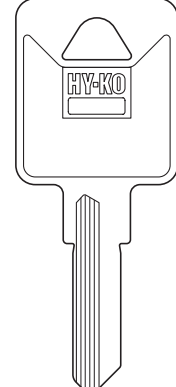
TM7



TM8



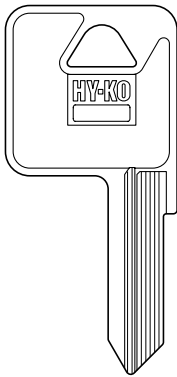
TM9



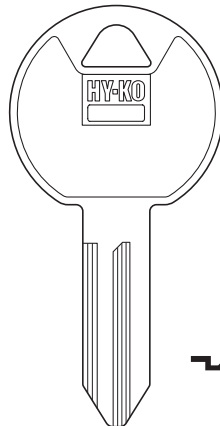
TM10

Hy-Ko EZ No.

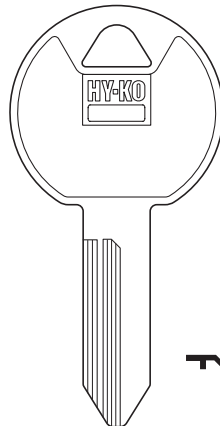
TRIMARK




TM12



TM13



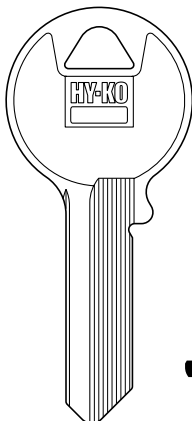
TM14



TM15

Hy-Ko EZ No.


VIRO




VR2



VR3



VR4



VR5

Hy-Ko EZ No.

Finding A Key

1

Look for identification marks on the key head (bow).



(i.e. manufacturer's name, key name, etc.)

2

Ask the customer how the key is used.

3

See reference sections:

- Key Cross Reference pp 76-92

P – Black plastic head
PC – Color plastic head


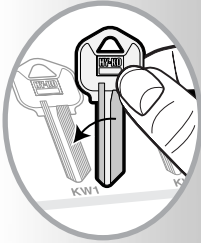
See page 4 for key name explanations

House, Door, Cabinet & Padlock Keys

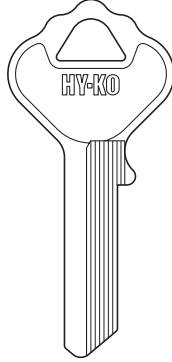
VIRO

Identifying A Key

1 Find a key similar in size, key head shape, and millings.



VR7



VR8

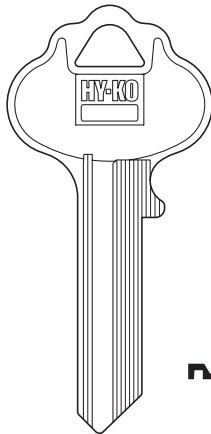


VRH2

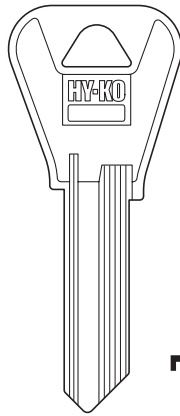


VRH3

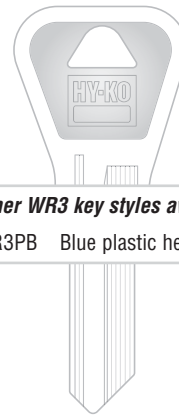
WEISER



WR2



WR3

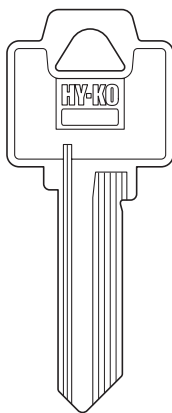


Other WR3 key styles available
WR3PB Blue plastic head

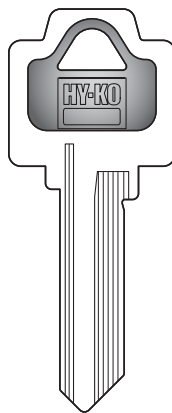


WR4

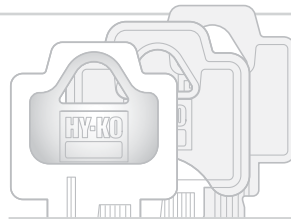
WEISER



WR5

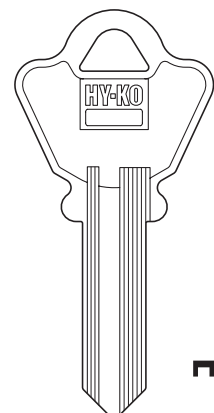


WR5PC



Other WR5 key styles available
WR5PB Blue plastic head
WR5PG Green plastic head
WR5PR Red plastic head
WR5PY Yellow plastic head
WR5PDM Colored-dipped head; mixed colors
WR5S Patterned; mixed styles
WR5A Aluminum; colors


WELCH



WE1

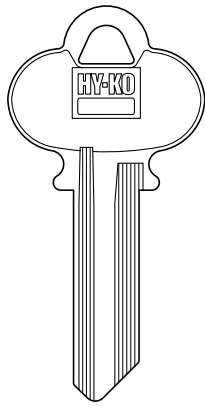
Hy-Ko EZ No.

2 Raise key vertically on its tip and place on the key cross section.



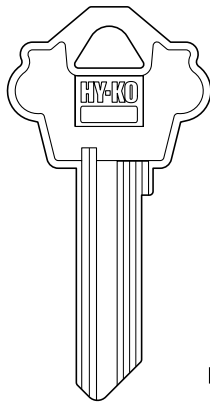
3 Match the grooves of the key to the keyway.

WESLOCK

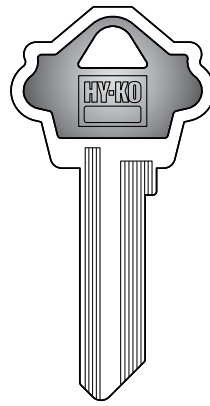


WK1

Hy-Ko EZ No.



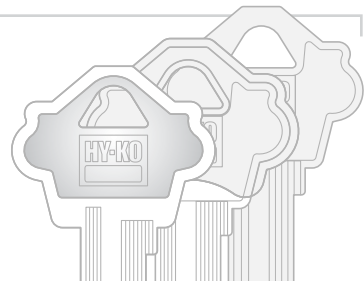
WK2



WK2PC

Other WK2 key styles available

- WK2PB Blue plastic head
- WK2PG Green plastic head
- WK2PR Red plastic head
- WK2PDM Colored-dipped head; mixed colors
- WK2A Aluminum; colors



Finding A Key

1 Look for identification marks on the key head (bow).



(i.e. manufacturer's name, key name, etc.)


2 Ask the customer how the key is used.

3 See reference sections:

- Key Cross Reference pp 76-92

P – Black plastic head
 PC – Color plastic head
 See page 4 for key name explanations

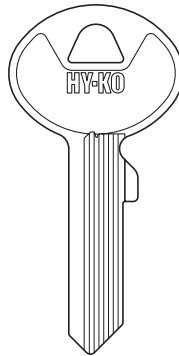
WILSON BOHANNAN



W1


Hy-Ko EZ No.

WIND LOCK



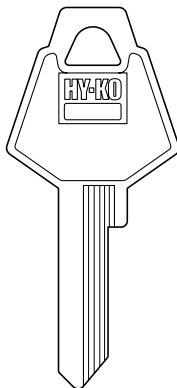
WN1

WRIGHT



WTP1

XL LOCK



XL7

Hy-Ko EZ No.

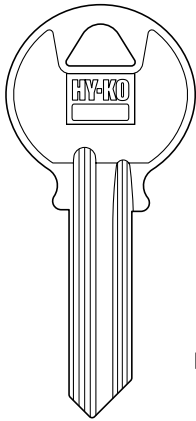
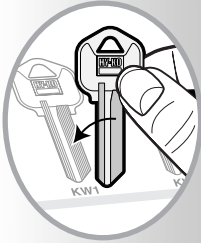


House, Door, Cabinet & Padlock Keys

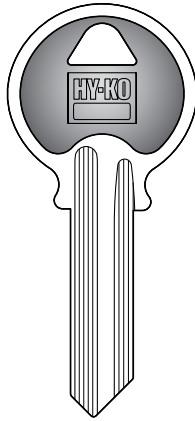
YALE

Identifying A Key

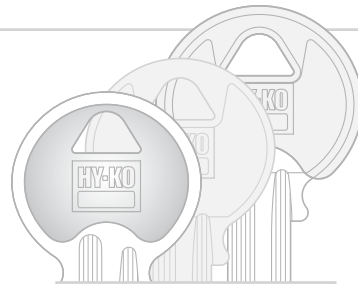
1 Find a key similar in size, key head shape, and millings.



Y1

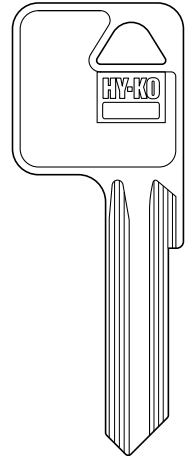


Y1PC



Other Y1 key styles available

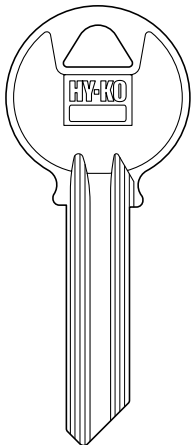

- Y1PB Blue plastic head
- Y1PG Green plastic head
- Y1PR Red plastic head
- Y1PY Yellow plastic head
- Y1PDM Colored-dipped head; mixed colors
- Y1A Aluminum; colors




Y1E

YALE


2 Raise key vertically on its tip and place on the key cross section.



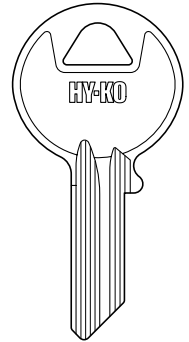
Y2



Y3



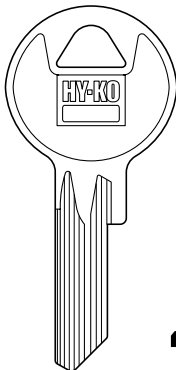
Y4



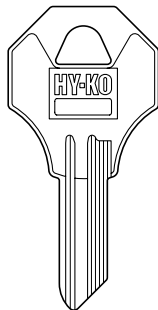
Y5

YALE

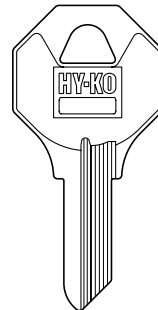
3 Match the grooves of the key to the keyway.




Y6



Y9



Y10


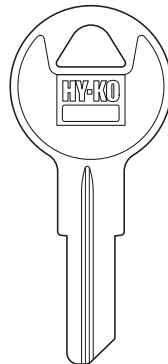
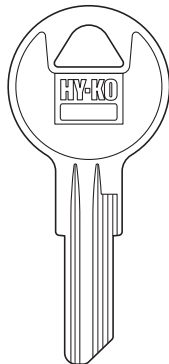


Y11

YALE



Other Y11 key style available
Y11PB Blue plastic head




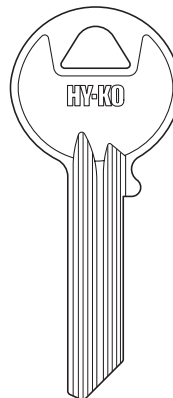
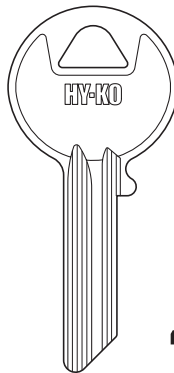
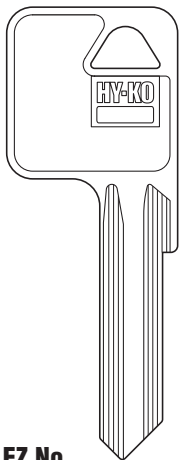
Hy-Ko EZ No.

Y12

Y13

Y14

YALE



Hy-Ko EZ No.


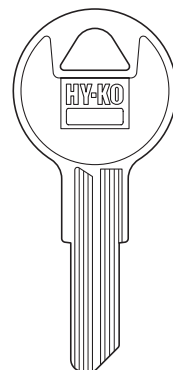
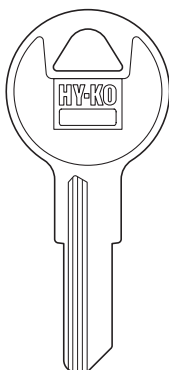
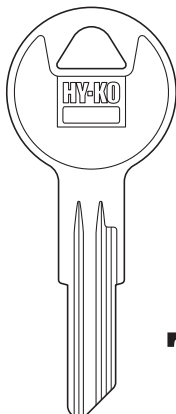
Y15

Y52

Y54

Y78

YALE



Hy-Ko EZ No.

Y101

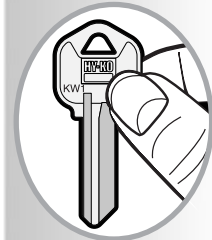
Y103

Y105

Y220

Finding A Key

1 Look for identification marks on the key head (bow).



(i.e. manufacturer's name, key name, etc.)

2 Ask the customer how the key is used.

3 See reference sections:

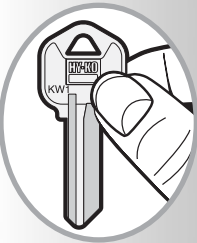
- Key Cross Reference pp 76-92

P – Black plastic head
PC – Color plastic head
See page 4 for key name explanations


Key Cross Reference

Finding A Key

1 To locate the right replacement key blank, look at the key to be duplicated.



2 Look for an EZ number, manufacturer's name or part number on the key.



3 Using the Key Cross Reference chart, find the key and match back to the appropriate matching Hy-Ko key blank.

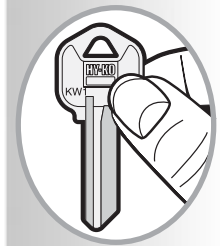
AXXESS	HY-KO EZ No.	AXXESS	HY-KO EZ No.	AXXESS	HY-KO EZ No.	AXXESS	HY-KO EZ No.	AXXESS	HY-KO EZ No.
2	PA1	40	MZ13	91	AM3	B51PH	B51P	IN35CB	IN35PB
3	PA2	40	MZ16	92	BO1	B63CP	B63PC	IN35CG	IN35PG
4	B48	40	MZ9	93	M10	B63PH	B63P	IN35CR	IN35PR
4	B62	41	H65	94	AR4	B64PH	B64P	KK2-PH	KK2P
5	B50	41	MZ17	95	SC4	B65PH	B65P	KW1CB	KW1PB
5	B64	41	MZ27	97	KW10	B68PH	B68P	KW1CG	KW1PG
6	B44	43	V35	97	KW11	B72PH	B72P	KW1CR	KW1PR
6	B77	43	VW23	98	RU46	B74PH	B74P	M1CB	M1PB
6	B78	46	VL6	99	PZ1	B77CB	B77PB	M1CG	M1PG
7	B46	46	VL8	100	DE8	B77CG	B77PG	M1CR	M1PR
8	B49	50	DC1	104	VR2	B77CP	B77PC	MT1-PH	MIT1P
9	B51	50	DC3	107	NA14	B77CR	B77PR	MZ9R	MZ9P
9	B67	51	B65	110	AB1	B77PH	B77P	MZ15-PH	MZ16P
10	B45	51	MIT1	112	AP1	B78PH	B78P	MZ18-PH	MZ19P
10	B79	51	MIT4	113	CO3	B80PH	B80P	MZ25-PH	MZ25P
11	B47	51	SUB1	114	CO7	B86CB	B86PB	MZ27-PH	MZ27P
12	B68	52	B69	116	CO89	B86CG	B86PG	MZ30-PH	MZ30P
12	B84	52	MIT3	118	IN1	B86CP	B86PC	NA25CB	NA25PB
13	B88	56	HY3	120	M60	B86CR	B86PR	NA25CG	NA25PG
14	B85	56	HY4	121	RO5	B86PH	B86P	NA25CR	NA25PR
15	Y152	57	M5	122	RO7	B88PH	B88P	SC1CB	SC1PB
16	RA4	58	M11	123	VR2	B89PH	B89P	SC1CD	SC1PDM
17	Y154	59	SC9	124	S4	B96PH	B96P	SC1CG	SC1PG
17	Y155	60	M13	125	SC7	DA25CB	DA25PB	SC1CR	SC1PR
17	Y157	61	Y52	127	SC10	DA25CG	DA25PG	TR33CB	TR33PB
17	Y159	62	S22	129	Y4	DA25CP	DA25PC	TR33CG	TR33PG
18	Y149	63	CO87	130	Y78	DA25CR	DA25PR	TR33CP	TR33PC
20	H54	64	Y2	AR1CB	AR1PB	DA25PH	DA25P	TR33CR	TR33PR
20	H55	66	KW1	AR1CG	AR1PG	DA31PH	DA31P	TR33-PH	TR33P
20	H56	67	WR3	AR1CR	AR1PR	DA34PH	DA34P	TR40CB	TR40PB
20	H60	68	SC1	AU8R	V35P	DA37PH	DA37P	TR40CG	TR40PG
20	H66	69	M1	B44CB	B44PB	DE6CB	DE6PB	TR40CP	TR40PC
20	H67	70	DE5	B44CG	B44PG	DE6CG	DE6PG	TR40CR	TR40PR
20	H71	70	DE6	B44CP	B44PC	DE6CR	DE6PR	TR40-PH	TR40P
21	H50	70	MD17	B44CR	B44PR	DE6CY	DE6PY	TR46CB	TR46PB
23	H51	71	Y1	B44PH	B44P	H50CB	H50PB	TR46CG	TR46PG
24	DA37	71	Y1E	B45CB	B45PB	H50CG	H50PG	TR46CP	TR46PC
24	H75	72	WK2	B45CG	B45PG	H50CR	H50PR	TR46CR	TR46PR
24	MZ30	73	HR2	B45CP	B45PC	H54CB	H54PB	TR46-PH	TR46P
26	HD82	73	IN3	B45CR	B45PR	H54CG	H54PG	TR47CB	TR47PB
26	HD90	74	NA6	B45PH	B45P	H54CR	H54PR	TR47CG	TR47PG
26	HD92	75	S68	B48CB	B48PB	H56-PH	H56P	TR47CP	TR47PC
27	HD103	76	EA27	B48CG	B48PG	H71-PH	H71P	TR47CR	TR47PR
27	HD91	76	LO1	B48CP	B48PC	H75CB	H75PB	TR47-PH	TR47P
27	HD96	77	AR1	B48CR	B48PR	H75CG	H75PG	TR53-PH	TR53P
27	HD98	78	B1	B48PH	B48P	H75CP	H75PC	V35-PH	VW37P
30	TR33	78	Y13	B49CB	B49PB	H75CR	H75PR	VW23R	VW23P
31	TR40	79	SC22	B49CG	B49PG	H75-PH	H75P	WK2CB	WK2PB
31	TR44	80	ES8	B49CP	B49PC	H76-PH	H76P	WK2CG	WK2PG
32	HY2	80	Y11	B49CR	B49PR	H78-PH	H78P	WK2CP	WK2PC
32	HY5	81	L1	B49PH	B49P	HD101-PH	HD101P	WK2CR	WK2PR
32	TR25	82	SC6	B50CB	B50PB	HD103-PH	HD103P	WR5CB	WR5PB
32	TR37	83	T7	B50CG	B50PG	HD96-PH	HD96P	WR5CG	WR5PG
33	TR39	84	XL7	B50CP	B50PC	HD98-PH	HD98P	WR5CR	WR5PR
33	TR46	85	NA12	B50CR	B50PR	HD99-PH	HD99P	Y1CB	Y1PB
35	TR47	86	RU45	B50PH	B50P	HY2-PH	HY2P	Y1CG	Y1PG
37	DA25	87	CO106	B51CB	B51PB	HY6-PH	HY6P	Y1CR	Y1PR
37	DA31	88	IN33	B51CG	B51PG	HY8-PH	HY12P	Y152CB	Y152PB
37	DA38	89	SC8	B51CP	B51PC	HY9-PH	HY13P	Y152CG	Y152PG
38	DA34	90	RU4	B51CR	B51PR	HY14-PH	HY14P	Y152CR	Y152PR

Key Cross Reference

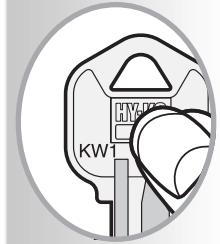
AXCESS	HY-KO EZ No.	COLE	HY-KO EZ No.	COLE	HY-KO EZ No.	COLE	HY-KO EZ No.	COLE	HY-KO EZ No.
Y153-PH	Y153P	B64C	B64	DA25R	DA25P	KW1	KW1	S16	S16
Y154CB	Y154PB	B64CR	B64P	DA26	DA28	KW10	KW10	S22	S22
Y154CG	Y154PG	B65	B65	DA31	DA31	L1	L1	S23	S23
Y154CP	Y154PC	B67D	B67	DA31R	DA31P	L4	L4	S31	S31
Y154CR	Y154PR	B68	B68	DE1	DE1	M1	M1	S32	S32
Y154-PH	Y154P	B69	B69	DE3	DE4	M2	M2	S43	S68
Y155CP	Y155PC	B77	B77	DE7	DE6	M3	M16	S45	S45
Y155-PH	Y155P	B77ER	B77P	DE8	DE8	M9	M19	S46	S46
Y157CB	Y157PB	B78E	B78	EA27	EA27	M10	M10	S48	S48
Y157CG	Y157PG	B78ER	B78P	EL10	EL10	M11	M11	SB11	SAA1
Y157CP	Y157PC	B78H	B79	EL11	EL11	M12	M12	SC1	SC1
Y157CR	Y157PR	B88	B88	F46	FT46	M13	M14	SC4	SC4
Y159-PH	Y159P	BE2	BE2	FA3	FA3	M60	M60	SC6	SC6
		BM2	BMW2	H26	H26	M70	M70	SC7	SC10
		BM3	BMW3	H27	H27	MD17	MD17	SC9	SC9
COLE	HY-KO EZ No.	BN1	BN1	H32	H50	ME62	MB34	SC11	SC8
AB1	AB1	BN3	IN26	H33	H51	ME63	MB16	SC20	SC20
AM1	AM1	BN7	BN7	H54	H54	ME66	MB18	SC22	SC22
AM3	AM3	BO1	BO1	H56	H56	MIT1	MIT1	SE1	SE1
AM6	AM6	CG1	CG1	H56D	H55	MIT1R	MIT1P	SK1	SK1
AP1	AP1	CG2	CG2	H56R	H56P	MIT3	MIT3	SL1	SL1
AP2	AP2	CG4	CG4	H60	H60	MZ4	MZ4	T4	T7
AP3	AP3	CG6	CG6	H65	H65	MZ5	MZ5	TO20	TR20
AP4	AP4	CG14	CG17	H65R	H65P	MZ9	MZ9	TO20R	TR20P
AP5	AP5	CG15	CG16	H67	H67	MZ9R	MZ9P	TO25	TR25
AR1	AR1	CG16	CG22	H67R	H67P	MZ10	MZ10	TO33	TR33
AR1CP	AR1PC	CL1	CL1	H70	H70	MZ12	MZ12	TO33R	TR33P
AR4	AR4	CLB1-A	CLB1	H75	H75	MZ15	MZ13	TO37	TR37
AU8	V35	CLB2-B	CLB2	H76	H76	MZ15R	MZ13P	TO39	TR39
B1	B1	CLB3-C	CLB3	H78	H78	MZ19	MZ19	TO40	TR40
B5	B5	CLB4-D	CLB4	HD70	HD70U	MZ19R	MZ19P	TO40R	TR40P
B11	B11	CLB5-E	CLB5	HD82	HD82	MZ27	MZ27	TO47	TR47
B44CP	B44PC	CLB6-F	CLB6	HD90	HD90	MZ27R	MZ27P	TO47R	TR47P
B44E	B44	CLB7-G	CLB7	HD90R	HD90P	NA5	NA6	TO53	TR53
B44ER	B44P	CLB8-H	CLB8	HD91	HD91	NA6	NA25	VL4	VL4
B45CP	B45PC	CLB9-I	CLB9	HD103	HD103	NA12	NA12	VL5	VL5
B45H	B45	CLB10-J	CLB10	HD103R	HD103P	NA14	NA14	VL6	VL6
B45HR	B45P	CO1	CO1	HO3	HO1	NH1	NH1	VR2	VR2
B46J	B46	CO3	CO3	HR1	HR1	OL1	OL1	VR3	VR5
B47K	B47	CO5	CO5	HR2	HR2	P1	P1	VR4	VR4
B48A	B48	CO7	CO7	HY4	HY4	P2	P2	VR5	VRH3
B48AR	B48P	CO10	CO10	HY5	HY5	PA1	PA1	VR7	VR7
B48CP	B48PC	CO12	CO12	HY6	HY6	PA2	PA2	VR8	VR8
B49B	B49	CO17	CO17	HY12	HY12	PZ1	PZ1	VW23	VW23
B49BR	B49P	CO26	CO26	HY13	HY13	RA3	RA3	VW23R	VW23P
B49CP	B49PC	CO37	CO36	HY14	HY14	RA4	RA4	VW25	V29
B50C	B50	CO63	CO62	IL1	IL1	RA4B	B10	VW32	VW32
B50CP	B50PC	CO65	CO87	IL8	IL9	RO1	RO1	VW37	V37
B50CR	B50P	CO66	CO88	IN1	IN1	RO4	RO4	VW42	VW42
B51CP	B51PC	CO67	CO97	IN2	IN2	RO6	RO6	W1	W1
B51D	B51	CO89	CO89	IN3	IN3	RO7	RO7	WE1	WE1
B51DR	B51P	CO90	CO102	IN8	IN8	RO10	RO10	WK1	WK2
B53	B53	CO105	CO105	IN28	IN28	RU1	RU1	WR1	WR2
B54	B54	CO106	CO106	IN29	IN29	RU4	RU4	WR2	WR3
B55	B55	CO107	CO63	IN33	IN33	RU16	RU16	WR5	WR4
B56	B56	DA21	DA21	IN34	IN34	RU20	RU45	XL7	XL7
B61	B61	DA22	DA22	IN35	IN35	RU21	RU46	Y1	Y1
B63C	B63	DA23	DA23	JA77	H044	S1	S1	Y1E	Y15
B63CP	B63PC	DA24	DA24	K1	K1	S3	S3	Y1E	Y1E
B63CR	B63P	DA25	DA25	K2	K2	S4	S4	Y2	Y2

Finding A Key

1 To locate the right replacement key blank, look at the key to be duplicated.



2 Look for an EZ number, manufacturer's name or part number on the key.



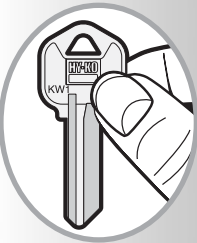
3 Using the Key Cross Reference chart, find the key and match back to the appropriate matching Hy-Ko key blank.

All Hy-Ko Keys are UPC-labeled unless otherwise noted.


Key Cross Reference

Finding A Key

1 To locate the right replacement key blank, look at the key to be duplicated.



2 Look for an EZ number, manufacturer's name or part number on the key.



3 Using the Key Cross Reference chart, find the key and match back to the appropriate matching Hy-Ko key blank.

COLE	HY-KO EZ No.	CURTIS	HY-KO EZ No.	CURTIS	HY-KO EZ No.	CURTIS	HY-KO EZ No.	CURTIS	HY-KO EZ No.
Y3	Y3	B57	B58	CO102	CO102	H66	H66	KW4	KW1
Y4	Y4	B61	B61	CO103	CO103	H67	H67	KW5	KW5
Y11	Y11	B62	B62	CO105	CO105	H70	H70	KW10	KW10
Y12	Y12	B63	B63	CO106	CO106	H70PH	H70P	L1	L1
Y13	Y13	B64	B64	CO107	CO107	H71	H71	L4	L4
Y14	Y14	B67	B67	CO108	CO108	H71PH	H71P	M1	M1
Y52	Y52	B68	B68	CS2	AB1	H75	H75	M2	M2
Y54	Y54	B69	B69	DA21	DA21	H76	H76	M3	M3
Y78	Y78	B70	B65	DA22	DA22	H76PH	H76P	M4	M4
Y101	Y101	B72	B72	DA23	DA23	H78	H78	M7	M17
Y103	Y103	B74	B74	DA24	DA24	H78PH	H78P	M8	MH4
Y105	Y105	B77	B77	DA26	DA28	HD69	HO44	M10	M10
Y107	DC3	B78	B78	DA27	DA25	HD75	HD75	M11	M11
Y107R	DC3P	B79	B79	DA27-PH	DA25P	HD80	HD82	M12	M12
Y145	Y220	B80	B80	DA32	DA32	HD90	HD91	M13	M13
Y149	Y149	B84	B84	DA34	DA34	HD90PH	HD90P	M14	M14
Y152	Y152	B85	B85	DA34PH	DA34P	HD90PH	HD91P	M15	M15
Y153	Y153	B86	B86	DA35	DA35	HD91	HD90	M16	M16
Y153R	Y153P	B88	B88	DA37PH	DA37P	HD92	HD92	M70	M70
Y154	Y154	B89	B89	DA38	DA31	HD96	HD96	MB33	MB18
Y154R	Y154P	B91	B91	DA38	DA38	HD98	HD98	MB34	MB34
Y155	Y155	B91PH	B91P	DA38PH	DA31P	HD103	HD103	MB35	MB16
Y155R	Y155P	B92	B92	DC2	DC1	HD104	HD104	MD17	MD17
Y157	Y157	B93	B93	DC3	DC3	HO1	HO1	MT1	MIT1
Y159	Y159	B96	B96	DC3PH	DC3P	HR1	HR1	MT3	MIT3
		B102	B102	DE1	DE1	HY1	HY3	MT5	MIT4
		B102-R	B102P	DE2	DE2	HY2	HY2	MT5PH	MIT4P
		BE2	BE2	DE4	DE4	HY3	HY4	MT6	MIT6
		BE8	BE8	DE5	DE5	HY3PH	HY4P	MZ9	MZ9
606	IH2	BM3	BMW3	DE6	DE6	HY4	HY5	MZ10	MZ10
1185FD	H55	BN1	BN1	DE8	DE8	HY6	HY6	MZ12	MZ14
AD35P	V35P	BN7	BN7	DW1	DW04RP	HY8	HY12	MZ13PH	MZ13P
AM1	AM1	BO1	BO1	DW2	DW05P	HY8PH	HY12P	MZ14	MZ13
AM3	AM3	BW7	BMW2	EA27	EA27	HY9	HY13	MZ15	MZ16
AM4	AM4	CG1	CG1	EL1	EL1	HY9PH	HY13P	MZ16	MZ17
AM5	AMH1	CG2	CG2	EL10	EL10	HY14	HY14	MZ18	MZ19
AM7	AM6	CG4	CG4	EL11	EL11	HY14PH	HY14P	MZ27	MZ27
AP1	AP1	CG6	CG6	ER1	ER1	IL1	IL1	MZ30	MZ30
AP2	AP2	CG16	CG16	ES9	ES9	IL9	IL9	MZ31	MZ31
AP3	AP3	CG17	CG17	FA1	FA1	IN1	IN1	NA6	NA6
AP4	AP4	CG22	CG22	FA2	FA2	IN2	IN2	NA12	NA12
AP5	AP5	CG27	CG27	FA3	FA3	IN4	IN4	NA14	NA14
AR1	AR1	CL1	CL1	FC5	MZ4	IN8	IN8	NA24	NA24
AR4	AR4	CO1	CO1	FC6	MZ5	IN18	IN18	NA26	NA25
B1	B1	CO3	CO3	F0201	VR2	IN20	IN3	NH1	NH1
B2	B2	CO5	CO5	F0202	VR7	IN24	IN24	P1	P1
B5	B5	CO7	CO7	F0203	VR5	IN25	IN25	P2	P2
B10	B10	CO10	CO10	FR1	HR2	IN26	IN26	PU10	PU10
B11	B11	CO12	CO12	H26	H26	IN27	IN27	PU13	PU13
B44	B44	CO17	CO17	H27	H27	IN28	IN28	RA3	RA3
B45	B45	CO26	CO26	H50	H50	IN29	IN29	RA4	RA4
B46	B46	CO36	CO36	H51	H51	IN33	IN33	RA7	RA7
B47	B47	CO62	CO62	H52	H52	IN34	IN34	RO3	RO3
B48	B48	CO63	CO63	H53	H53	K1	K1	RO4	RO4
B49	B49	CO68	CO68	H54	H54	K2	K2	RO5	RO5
B50	B50	CO87	CO87	H56	H56	KK1	KK1	RO7	RO7
B51	B51	CO88	CO88	H59	H59	KK2	KK2	RO8	RO6
B52	B54	CO91	CO91	H60	H60	KK3	KK3	RU1	RU1
B53	B53	CO97	CO97	H62	H62	KU1	KUB1	RU4	RU52
B55	B55	CO98	CO98	H65	H65	KU2	KUB2	RU16	RU16

Key Cross Reference


CURTIS	HY-KO EZ No.	CURTIS	HY-KO EZ No.	DOMINION	HY-KO EZ No.	DOMINION	HY-KO EZ No.	DOMINION	HY-KO EZ No.
RU45	RU45	VL10PH	VL8P	03A	CO103	98JD	JD1	F54WC	FA1
RU46	RU46	VL11	NE10	03M	CO106	98XL	B4	FA54WC	FA2
RV4	RV4	VR7S	VR4	04	L1	120D	SL1	FL5H	FA3
S1	S1	W1	W1	4A	L4	123	WE1	GA1	B52
S3	S3	WE1	WE1	7E	Y52	127DP	H27	GMC	B64
S4	S4	WK1	WK1	7EB	Y5	127ES	H26	H41X	AM6
S6	S6	WK2	WK2	07LN	S16	141GE	T7	H54KD	DE6
S16	S16	WR1	WR2	07RN	S32	145	SC1	H54WA	WR3
S22	S22	WR3	WR3	7X	Y6	145E	SC8	H69	RO3
S23	S23	WR4	WR4	8	Y4	145F	SC7	H98LA	B10
S31	S31	WR5	WR5	8GA	Y78	145L	SC19	H98M	B1
S32	S32	WS2	MZ12	09	Y1	167FD	H51	H122AR	Y10
S51	S46	XL7	XL7	9	S1	170C	HO1	H122F	Y9
S68	S68	Y1	Y1	9A	Y2	170S	170S	H175	WK2
SB11	SAA1	Y2	Y2	10N	S68	175	WK1	H176	KW1
SC1	SC1	Y3	Y3	11	RU1	191	VR7	HD44	HO44
SC4	SC4	Y4	Y4	11D1	RU45	191B	VR5	HD57	HD57
SC6	SC6	Y6	Y6	11P	RU4	191C	VRH3	HD71	HD82
SC7	SC7	Y9	Y9	16	P1	707A	SC6	HF24	MB18
SC8	SC8	Y11	Y11	16N	P2	707W	SC22	HF25	MB34
SC9	SC9	Y12	Y12	22	SE1	770U	Y152	HF32	V29
SC10	SC10	Y14	Y14	22EZ	NH1	A114A	BE2	HF36	VW32
SC19	SC19	Y15	Y15	22W	AR1	A114M	BE8	HF39	BMW2
SC20	SC20	Y15	Y1E	23	CL1	A11D1	RU46	HF59	B61
SC21	SC21	Y52	Y52	41A	AP4	A11P	RU16	HL22W	AR4
SC22	SC22	Y54	Y54	41AB	AP3	A41X	AMH1	HL54KD	DE8
SC24	SC24	Y78	Y78	41AC	AP1	A145	SC4	HL54WA	WR4
SE1	SE1	Y101	Y101	41AD	AP2	A145CE	SC21	HR2	HR1
SK1	SK1	Y103	Y103	41AM	AP5	A145E	SC9	HSX167FD	H52
SL1	SL1	Y105	Y105	41B	IL9	A145EF	SC24	K9	Y15
SR8	SUB1	Y149	Y149	41C	AM1	A145F	SC10	K9	Y1E
SU14	SUZ12	Y152	Y152	41CM	AM4	A145L	SC20	L03M	CO105
SU15	SUZ15	Y153	Y153	41E	CG16	AB13	AB13	L54B	IN8
SU17	SUZ17	Y154	Y154	41G	CG1	B9CS	AB1	L54G	FR2
SUZ7	SUZ11	Y155	Y155	41GA	CG2	BG1	IN27	L54KD	DE5
T7	T7	Y157	Y157	41GR	CG4	BG2	IN26	L64B	NA12
TKB-H75	H72PT	Y159	Y159	41H	IL1	BG3	IN24	L122A	Y101
TKB-HD90T5	HD106PTW	Y220	Y220	41N	CG6	BG4	IN25	L191A	VR2
TKB-NS27	DA31PTW	YM57	YH46	41T	CG22	BG6	BN1	M69C	RO7
TR20	TR20	YM58	YH47	41Y	CG17	BG7	BN7	M69G	RO5
TR25	TR25	YM59	YH48	54	IN2	BMA	B62	MA1	M10
TR33	TR33	YM60	YH49	54F	IN1	BW1	BW6	MA2	M11
TR37	TR37	YM61	YH50	54KD	DE1	BW2	BW5	MA4	M12
TR39	TR39	YM62	YH51	54LB	IN4	C9	Y3	MA5	M13
TR40	TR40	YM63	YH63	54TW	IN34	CA1	VW23	MA6	M14
TR44	TR44			54UN	IN29	CA5	V33	MS12	DC1
TR46	TR46			69-5X	RO10	CA5	VW42	MS15	DC3
TR47	TR47	DOMINION	HY-KO EZ No.	69-5Y	RO6	CH1	YT1	MZ4	MZ4
TR53	TR53	00	CO1	69E	RO1	D98E	DE2	MZ5	MZ5
V29	V29	00BH	BO1	71	W1	D98X	DE4	MZ9	MZ9
V30	VW23	00F	CO17	79	K1	DT18	DA22	MZ10	MZ10
V32	VW32	00T	CO12	79B	K2	DT19	DA21	MZ12	MZ12
V33	V33	00V	CO26	92	M1	DT21	DA23	MZ14	MZ14
V33	VW42	00X	CO63	92B	M2	DT22	DA24	MZ15	MZ13
V35	V35	00Z	CO87	92C	M17	DT23	DA25	NE10	NE10
V36	V37	01	CO5	92V	M4	DT24	DA28	NE24	VL5
VL4	VL4	01EB	CO3	92VM	M5	E96LN	EL11	NE25	VL4
VL5	VL5	01EG	CO36	96C	EL1	F1	H60	NE35	VL6
VL6	VL6	01EN	CO7	970AM	RA4	F2	H55	NE50	VL8
VL10	VL8	01GH	CO97	98DB	B5	F3	H54	NE62	V35

Finding A Key

1 To locate the right replacement key blank, look at the key to be duplicated.



2 Look for an EZ number, manufacturer's name or part number on the key.



3 Using the Key Cross Reference chart, find the key and match back to the appropriate matching Hy-Ko key blank.

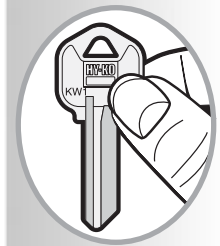
All Hy-Ko Keys are UPC-labeled unless otherwise noted.

Key Cross Reference

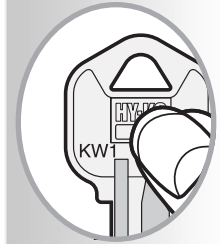
JET	HY-KO EZ No.	JET	HY-KO EZ No.	JET	HY-KO EZ No.	JET	HY-KO EZ No.	JET	HY-KO EZ No.
101L-NS	SC20	B74-NP	B74	CL1	CL1	H51	H51	IL360	IL9
137B	FH1	B77	B77	CO1	CO1	H54	H54	IL360	IL11
191	VR7	B78	B78	CO3	CO3	H55	H55	IN1	IN1
191B	VR5	B79	B79	CO5	CO5	H56-NP	H56	IN3	IN3
6270LN-NS	S6	B80-NP	B80	CO7	CO7	H56-PH	H56P	IN8	IN8
6275LA-NS	S22	B82-P2	B82P2	CO10	CO10	H59-NP	H59	IN18	IN18
6270RN-NS	S31	B82-P3	B82P3	CO26	CO26	H60-NP	H60	IN28	IN28
6275LB-NS	S23	B82-P4	B82P4	CO36	CO36	H62-NP	H62	IN29	IN29
6275RA-NS	S45	B82-P5	B82P5	CO51	CO107	H62-PH	H62P	IN33	IN33
6275RB-NS	S46	B82-P6	B82P6	CO52	CO108	H65-NP	H65	IN35	IN35
6275RE-NS	S48	B82-P7	B82P7	CO62	CO62	H65-PH	H65P	K1	K1
AB1	AB1	B82-P8	B82P8	CO68	CO68	H66-NP	H66	K2	K2
AM1	AM1	B82-P9	B82P9	CO87	CO87	H67-NP	H67	K100M	AP5
AM7	AM6	B82-P10	B82P10	CO88	CO88	H67-PH	H67P	K101	AP1
AR1	AR1	B82-P11	B82P11	CO89	CO89	H70-NP	H70	K102	AP2
AR4	AR4	B82-P12	B82P12	CO91	CO91	H71-NP	H71	K103	AP3
B1-NP	B1	B82-P13	B82P13	CO97	CO97	H72-N-PHT	H72PTW	K104	AP4
B2-NP	B2	B82-P14	B82P14	CO98	CO98	H72-PHT	H72PT	KK1-NP	KK1
B4-NP	B4	B82-P15	B82P15	CO99	CO102	H75-NP	H75	KK2-NP	KK2
B5-NP	B5	B84	B84	CR-L4-6	RU101	H75-PH	H75P	KK3-NP	KK3
B10-NP	B10	B85-NP	B85	D8783	RO7	H76-NP	H76	KK4-NP	KK4
B11-NP	B11	B86-NP	B86	D8785	RO3	H76-PH	H76P	KK5-NP	KK5
B44-NP	B44	B86PH	B86P	D8787	RO4	H78-NP	H78	KP1	CG17
B44-PH	B44P	B88	B88	D8788	RO5	H84-PHT	H599114	KW1	KW1
B45-NP	B45	B89-NP	B89	DA21-NP	DA21	H84-PHT	H599179	KW1-PHC	KW1PC
B45-PH	B45P	B89PH	B89P	DA22-NP	DA22	H84-PHT	H691259	KW1-PHC-B	KW1PB
B46-NP	B46	B91-NP	B91	DA23-NP	DA23	H86-PHT	H86PT	KW1-PHC-G	KW1PG
B47-NP	B47	B91PH	B91P	DA24-NP	DA24	HD70-NP	HD70U	KW1-PHC-R	KW1PR
B48-NP	B48	B92	B92	DA25-NP	DA25	HD74-NP	HD74	KW1-PHC-Y	KW1PY
B49-NP	B49	B93	B93	DA25-PH	DA25P	HD75-NP	HD75	KW6	KW5
B50-NP	B50	B96-NP	B96	DA28-NP	DA28	HD82-NP	HD82	KW10	KW10
B51-NP	B51	B97-PHT	B97PT	DA31-NP	DA31	HD90-NP	HD90	L1	L1
B53-NP	B53	B99-PHT	B99PT	DA31-N-PHT	DA31PTW	HD90-PH	HD90P	L4	L4
B54-NP	B54	B102	B102	DA31-PH	DA31P	HD91-NP	HD91	L54G	FR2
B55-NP	B55	B102-PH	B102P	DA34-NP	DA34	HD91-PH	HD91P	L191A	VR2
B56-NP	B56	B103-N-PHT	B103PTW	DA34-PH	DA34P	HD92-NP	HD92	M1	M1
B61-NP	B61	B103-PHT	B103PT	DA37-NP	DA37	HD96-NP	HD96	M1-RV	M15
B62-NP	B62	B106-NP	B106P	DA37-PH	DA37P	HD98-NP	HD98	M2	M2
B62-P1	B62P1	B108-PH	B108P	DA39-PHT-OEM	N101PT	HD103-NP	HD103	M3	M3
B62-P2	B62P2	B112-CP-PHT	H692361PT	DC2-NP	DC1	HD103-PH	HD103P	M4	M4
B62-P3	B62P3	BAL-1-NS	BW5	DC3-NP	DC3	HD106-N-PHT	HD106PTW	M5	M5
B62-P4	B62P4	BE2	BE2	DE6	DE5	HD110-N-PHT	HD110PTW	M10	M10
B62-P5	B62P5	BMW3-NP	BMW3	DE6	DE6	HL1	CO106	M11	M11
B62-P6	B62P6	BMW3-PH	BMW3P	DE8	DE8	HL2	BO1	M12	M12
B62-P7	B62P7	BN1-NP	BN1	DW47-PH	DW05P	HR1	HR1	M13	M13
B62-P8	B62P8	CB1-NP	CLB1	DW48R-PH	DW04RP	HR2	HR2	M19	M14
B62-P9	B62P9	CB2-NP	CLB2	EA27	EA27	HY2-NP	HY2	M27	M16
B62-P10	B62P10	CB3-NP	CLB3	EM1	PA1	HY2-PH	HY2P	M900	M19
B62-P11	B62P11	CB4-NP	CLB4	EM1R	PA2	HY4-NP	HY4	M6000	M60
B62-P12	B62P12	CB5-NP	CLB5	ES8	ES8	HY5-NP	HY5	M7000	M70
B62-P13	B62P13	CB6-NP	CLB6	ES8M	ES8M	HY6-NP	HY6	MAZ24-N-PHT	MAZ24PTW
B62-P14	B62P14	CB7-NP	CLB7	ES9	ES9	HY12-NP	HY12	MB16-NP	MB16
B62-P15	B62P15	CB8-NP	CLB8	EZ1-NP	EZ1	HY12-PH	HY12P	MD17	MD17
B63-NP	B63	CB9-NP	CLB9	FA1	FA1	HY13-NP	HY13	MIT1-NP	MIT1
B64-NP	B64	CB10-NP	CLB10	FA2	FA2	HY13-PH	HY13P	MIT1-PH	MIT1P
B65-NP	B65	CG1	CG1	FA3	FA3	HY14-NP	HY14	MIT3-NP	MIT3
B67-NP	B67	CG2	CG2	FT46-NP	FT46	HY14-PH	HY14P	MIT4-NP	MIT4
B68-NP	B68	CG4	CG4	GAS	B52	HY15-NP	HY15	MIT4-PH	MIT4P
B69-NP	B69	CG16	CG16	GM99-N-PHT	B99PTW	HY16-NP	HY16	MIT6-NP	MIT6
B72-NP	B72	CG22	CG22	H50	H50	IL1	IL1	MZ9-NP	MZ9

Finding A Key

1 To locate the right replacement key blank, look at the key to be duplicated.



2 Look for an EZ number, manufacturer's name or part number on the key.



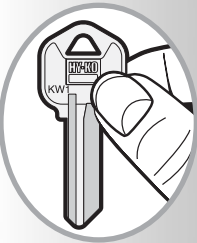
3 Using the Key Cross Reference chart, find the key and match back to the appropriate matching Hy-Ko key blank.

All Hy-Ko Keys are UPC-labeled unless otherwise noted.


Key Cross Reference

Finding A Key

1 To locate the right replacement key blank, look at the key to be duplicated.



2 Look for an EZ number, manufacturer's name or part number on the key.



3 Using the Key Cross Reference chart, find the key and match back to the appropriate matching Hy-Ko key blank.

JET	HY-KO EZ No.	JET	HY-KO EZ No.	JET	HY-KO EZ No.	HILLMAN	HY-KO EZ No.	HILLMAN	HY-KO EZ No.
MZ13-NP	MZ13	TM110	TM10	Y152	Y152	B46	B46	B79	B79
MZ13-PH	MZ13P	TM130	TM8	Y153-NP	Y153	B46	B46	B80	B80
MZ16-NP	MZ16	TM150	TM9	Y153-PH	Y153P	B47	B47	B80PH	B80P
MZ17-NP	MZ17	TM180	TM7	Y154-NP	Y154	B47	B47	B84	B84
MZ19-NP	MZ19	TM200	TM4	Y154-PH	Y154P	B48	B48	B85	B85
MZ19-PH	MZ19P	TM300	TM1	Y155-NP	Y155	B48	B48	B86	B86
MZ27-NP	MZ27	TM400	TM2	Y155-PH	Y155P	B48CB	B48PB	B86CB	B86PB
MZ27-PH	MZ27P	TM700	TM6	Y157-NP	Y157	B48CG	B48PG	B86CG	B86PG
MZ31-NP	MZ31	TR20-NP	TR20	Y157-PH	Y157P	B48CP	B48PC	B86CP	B86PC
NA6	NA25	TR20-PH	TR20P	Y159-NP	Y159	B48CR	B48PR	B86CR	B86PR
NA12	NA12	TR25-NP	TR25	Y159-PH	Y159P	B48PH	B48P	B86PH	B86P
NA14	NA14	TR33-NP	TR33	Y160C-PHT	Y160PT	B49	B49	B88	B88
NA24	NA24	TR33-PH	TR33P	Y165-PHT	H692352PT	B49	B49	B88PH	B88P
NH1	NH1	TR37-NP	TR37	Y220	Y220	B49CB	B49PB	B89	B89
PA8-NP	VW23	TR39-NP	TR39	YH38-NP	YH38	B49CG	B49PG	B89PH	B89P
PU1	PU13	TR40-NP	TR40	YH46-NP	YH46	B49CP	B49PC	B92	B92
PZ1	PZ1	TR40-PH	TR40P	YH47-NP	YH47	B49CR	B49PR	B93	B91
RA3	RA3	TR40-PHT	TOY57PT	YH48-NP	YH48	B49PH	B49P	B93	B93
RA4	RA4	TR44-NP	TR44	YH49-NP	YH49	B50	B50	B96PH	B96P
RO1	RO1	TR46-NP	TR46	YH50-NP	YH50	B50	B50	B101	B101
RU1	RU1	TR47	TR47	YH51-NP	YH51	B50CB	B50PB	B102	B102
RU4	RU52	TR47-PH	TR47P			B50CG	B50PG	B102PH	B102P
RU16	RU16	TR47-PHT	TOY43PT			B50CP	B50PC	BE2	BE2
RU21	RU7	TR53-NP	TR53	HILLMAN	HY-KO EZ No.	B50CR	B50PR	BE8	BE8
RU45	RU45	V29R-NP	V29	8105	M8105	B50PH	B50P	BMW2-PH	BMW2P
RU46	RU46	V30-NP	VW23	AB62C	AB1	B51	B51	BMW3	BMW3
S1	S1	V30-PH	VW23P	AM1	AM1	B51	B51	BMW3PH	BMW3P
S4	S4	V37-NP	V37	AM3	AM3	B51CB	B51PB	BN1	BN1
S6	S6	V37-PH	VW37P	AM4	AM4	B51CG	B51PG	BN7	BN7
S16	S16	VL4-NP	VL4	AM7	AM6	B51CP	B51PC	B01	B01
S22-LA	S22	VL6-NP	VL6	AP1	AP1	B51CR	B51PR	CB1-A	CLB1
S31	S31	VL8-NP	VL8	AP2	AP2	B51PH	B51P	CB2-B	CLB2
S32	S32	WB1A	W1	AP3	AP3	B54	B54	CB3-C	CLB3
S68	S68	WE1	WE1	AP4	AP4	B55	B55	CB4-D	CLB4
SAA1-NP	SAA1	WK2	WK2	AP5	AP5	B56	B56	CB5-E	CLB5
SC1	SC1	WR3	WR3	AR1	AR1	B61	B61	CB6-F	CLB6
SC1-PHC	SC1PC	WR5	WR5	AR1CB	AR1PB	B62	B62	CB7-G	CLB7
SC1-PHC-B	SC1PB	WR5-PHC	WR5PC	AR1CG	AR1PG	B63	B63	CB8-H	CLB8
SC1-PHC-G	SC1PG	WR5-PHC-B	WR5PB	AR1CR	AR1PR	B63CP	B63PC	CB9-I	CLB9
SC1-PHC-R	SC1PR	WR5-PHC-G	WR5PG	AR4	AR4	B63PH	B63P	CB10-J	CLB10
SC1-PHC-Y	SC1PY	WR5-PHC-R	WR5PR	AU8R	V35P	B64	B64	CG1	CG1
SC4	SC4	WR5-PHC-Y	WR5PY	B1	B1	B64PH	B64P	CG2	CG2
SC6	SC6	WR6	WR4	B4	B4	B65	B65	CG4	CG4
SC7	SC7	XL7	XL7	B5	B5	B65PH	B65P	CG6	CG6
SC8	SC8	Y1	Y1	B10	B10	B67	B67	CG16	CG16
SC9	SC9	Y1E	Y15	B11	B11	B68	B68	CG17	CG17
SC10	SC10	Y1E	Y1E	B44	B44	B68PH	B68P	CG22	CG22
SC19	SC19	Y2	Y2	B44	B44	B69	B69	CG27	CG27
SC20	SC20	Y4	Y4	B44CB	B44PB	B72	B72	CL1	CL1
SC22	SC22	Y5	Y5	B44CG	B44PG	B72PH	B72P	C01	C01
SE1-NP	SE1	Y6	Y6	B44CP	B44PC	B74	B74	C03	C03
SK1	SK1	Y11	Y11	B44CR	B44PR	B74PH	B74P	C05	C05
SL1	SL1	Y12	Y12	B44PH	B44P	B77	B77	C07	C07
SR8-NP	SUB1	Y13	Y13	B45	B45	B77CB	B77PB	C010	C010
SR8-PH	SUB1P	Y14	Y14	B45	B45	B77CG	B77PG	C012	C012
SUZ11-NP	SUZ11	Y52	Y52	B45CB	B45PB	B77CP	B77PC	C017	C017
SUZ17-NP	SUZ17	Y54	Y54	B45CG	B45PG	B77CR	B77PR	C026	C026
T7	T7	Y78	Y78	B45CP	B45PC	B77PH	B77P	C036	C036
T10HF54-N-PHT	HU46PTW	Y103	Y103	B45CR	B45PR	B78	B78	C062	C062
TM100	TM3	Y149	Y149	B45PH	B45P	B78PH	B78P	C063	C063

Key Cross Reference


HILLMAN	HY-KO EZ No.	HILLMAN	HY-KO EZ No.	HILLMAN	HY-KO EZ No.	HILLMAN	HY-KO EZ No.	HILLMAN	HY-KO EZ No.
CO68	CO68	H27	H27	HY6-PH	HY6P	MZ9	MZ9	SC1CG	SC1PG
CO87	CO87	H50	H50	HY8	HY12	MZ9R	MZ9P	SC1CR	SC1PR
CO88	CO88	H50CB	H50PB	HY8-PH	HY12P	MZ10	MZ10	SC4	SC4
CO89	CO89	H50CG	H50PG	HY9	HY13	MZ12	MZ12	SC6	SC6
CO91	CO91	H50CR	H50PR	HY9-PH	HY13P	MZ13	MZ13	SC8	SC8
CO97	CO97	H51	H51	HY14	HY14	MZ15	MZ16	SC9	SC9
CO98	CO98	H52	H52	HY14-PH	HY14P	MZ15-PH	MZ16P	SC10	SC10
CO102	CO102	H53	H53	IL1	IL1	MZ18	MZ19	SC19	SC19
CO103	CO103	H54	H54	IL8	IL9	MZ18-PH	MZ19P	SC20	SC20
CO106	CO106	H54CB	H54PB	IN1	IN1	MZ25-PH	MZ25P	SC21	SC21
CO107	CO107	H54CG	H54PG	IN2	IN2	MZ27	MZ27	SC22	SC22
CO108	CO108	H54CR	H54PR	IN3	IN3	MZ27-PH	MZ27P	SC24	SC24
DA21	DA21	H55	H55	IN4	IN4	MZ30	MZ30	SE1	SE1
DA22	DA22	H56	H56	IN8	IN8	MZ30-PH	MZ30P	SK1	SK1
DA23	DA23	H56-PH	H56P	IN18	IN18	MZ31	MZ31	SL1	SL1
DA24	DA24	H59	H59	IN24	IN24	NA6	NA6	SR8	SUB1
DA25	DA25	H59-PH	H59P	IN25	IN25	NA12	NA12	SU9	YH47
DA25CB	DA25PB	H60	H60	IN26	IN26	NA14	NA14	SU15	SUZ15
DA25CG	DA25PG	H62	H62	IN28	IN28	NA25CB	NA25PB	T7	T7
DA25CP	DA25PC	H62-PH	H62P	IN29	IN29	NA25CG	NA25PG	TO20R	TR20P
DA25CR	DA25PR	H65	H65	IN33	IN33	NA25CR	NA25PR	TR20	TR20
DA25R	DA25P	H65-PH	H65P	IN34	IN34	NA26	NA25	TR33	TR33
DA28	DA28	H66	H66	IN35CB	IN35PB	NH1	NH1	TR33-PH	TR33P
DA31	DA31	H67	H67	IN35CG	IN35PG	OL1	OL1	TR37	TR37
DA31PH	DA31P	H67-PH	H67P	IN35CR	IN35PR	P1	P1	TR38	TR25
DA32	DA32	H70	H70	K1	K1	P2	P2	TR39	TR39
DA34	DA34	H71	H71	K2	K2	PA1	PA1	TR40	TR40
DA34PH	DA34P	H71-PH	H71P	KK1	KK1	PA2	PA2	TR40CB	TR40PB
DA35	DA35	H72-PT	H72PT	KK2	KK2	PU10	PU10	TR40CG	TR40PG
DA37	DA37	H73-PT	H73PT	KK2-PH	KK2P	PU13	PU13	TR40CP	TR40PC
DA37PH	DA37P	H75	H75	KK3	KK3	PZ1	PZ1	TR40CR	TR40PR
DA38	DA38	H75CB	H75PB	KW1	KW1	RA3	RA3	TR40-PH	TR40P
DC3	DC3	H75CG	H75PG	KW1CB	KW1PB	RA4	RA4	TR46	TR46
DE1	DE1	H75CP	H75PC	KW1CG	KW1PG	RA7	RA7	TR46CB	TR46PB
DE2	DE2	H75CR	H75PR	KW1CR	KW1PR	RO4	RO4	TR46CG	TR46PG
DE4	DE4	H75-PH	H75P	KW5	KW5	RO5	RO5	TR46CP	TR46PC
DE5	DE5	H76	H76	KW10	KW10	RO7	RO7	TR46CR	TR46PR
DE6	DE6	H76-PH	H76P	L1	L1	RO10	RO10	TR46-PH	TR46P
DE6CB	DE6PB	H78	H78	L4	L4	RU1	RU1	TR47	TR47
DE6CG	DE6PG	H78-PH	H78P	M1	M1	RU4	RU4	TR47CB	TR47PB
DE6CR	DE6PR	HD74	HD74	M1CB	M1PB	RU16	RU16	TR47CG	TR47PG
DE6CY	DE6PY	HD82	HD82	M1CG	M1PG	RU45	RU45	TR47CP	TR47PC
DE8	DE8	HD90	HD91	M1CR	M1PR	RU46	RU46	TR47CR	TR47PR
EA27	EA27	HD90-PH	HD91P	M2	M2	RU51	RU51	TR47-PH	TR47P
EL1	EL1	HD91	HD90	M3	M3	S1	S1	TR53	TR53
EL10	EL10	HD91-PH	HD90P	M4	M4	S3	S3	TR53-PH	TR53P
EL11	EL11	HD92	HD92	M10	M10	S4	S4	V10-PH	VL8P
ER1	ER1	HD96-PH	HD96P	M11	M11	S6	S6	V29	V29
ES8	ES8	HD98	HD98	M12	M12	S16	S16	V30	VW23
ES8M	ES8M	HD98-PH	HD98P	M13	M13	S22	S22	V32	VW32
ES9	ES9	HD99-PH	HD99P	M14	M14	S23	S23	V33	VW42
EZ1	EZ1	HD101-PH	HD101P	M15	M15	S31	S31	V35	V37
FA1	FA1	HD103	HD103	M16	M16	S32	S32	V35-PH	VW37P
FA2	FA2	HD103-PH	HD103P	M6000	M60	S45	S45	V36	V35
FA3	FA3	HR1	HR1	M7000	M70	S46	S46	VL4	VL4
FC5	MZ4	HY2	HY2	MD17	MD17	S48	S48	VL5	VL5
FC6	MZ5	HY2-PH	HY2P	MIT6	MIT6	SB11	SAA1	VL6	VL6
FR1	HR2	HY3	HY4	MT1	MT1	SC1	SC1	VL10	VL8
FT46	FT46	HY4	HY5	MT1-PH	MIT1P	SC1CB	SC1PB	VO1	VR7
H26	H26	HY6	HY6	MT5	MIT5	SC1CD	SC1PDM	VR8	VR8

Finding A Key

1 To locate the right replacement key blank, look at the key to be duplicated.



2 Look for an EZ number, manufacturer's name or part number on the key.



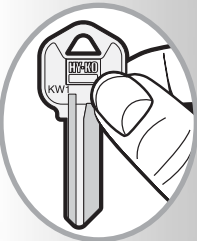
3 Using the Key Cross Reference chart, find the key and match back to the appropriate matching Hy-Ko key blank.

All Hy-Ko Keys are UPC-labeled unless otherwise noted.


Key Cross Reference

Finding A Key

1 To locate the right replacement key blank, look at the key to be duplicated.



2 Look for an EZ number, manufacturer's name or part number on the key.



3 Using the Key Cross Reference chart, find the key and match back to the appropriate matching Hy-Ko key blank.

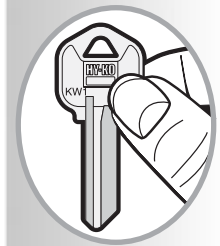
HILLMAN	HY-KO EZ No.	HILLMAN	HY-KO EZ No.	ILCO	HY-KO EZ No.	ILCO	HY-KO EZ No.	ILCO	HY-KO EZ No.
VR91	VR2	Y157CP	Y157PC	1041GA	CG2	1098JD	JD1	1581G	CLB7
VR91B	VR5	Y157CR	Y157PR	1041GR	CG4	1098M	B1	1581H	CLB8
VW23R	VW23P	Y157-PH	Y157P	1041H	IL1	1098XL	B4	1583	CAT2
W1	W1	Y159	Y159	1041N	CG6	1119	ER1	1584	RA7
WE1	WE1	Y159-PH	Y159P	1041T	CG16	1120D	SL1	1589I	CLB9
WK1	WK1	Y220	Y220	1041Y	CG17	1123	WE1	1589J	CLB10
WK2	WK2	YM57 (SU8)	YH46	1043B	IL9	1127DP	H27	1601	TM1
WK2CB	WK2PB	YM58 (SU10)	YH48	1043J	IL11	1127ES	H26	1602	TM2
WK2CG	WK2PG	YM59 (SU11)	YH49	1045	AM3	1137B	FH1	1603	TM3
WK2CP	WK2PC			1046A	AMH1	1141GE	T7	1604	TM4
WK2CR	WK2PR			1054	IN2	1145	SC1	1605	TBX1
WR2	WR2	ILCO	HY-KO EZ No.	1054DL	IN35	1145A	SC4	1606	TM6
WR3	WR3	70S	70S	1054F	IN1	1145E	SC8	1607	TM7
WR4	WR4	73VB-P	VW23P	1054FN	IN28	1145F	SC7	1608	TM8
WR5	WR5	100AM	AP5	1054LB	IN4	1145L	SC19	1609	TM9
WR5CB	WR5PB	101AM	AP1	1054MT	IN33	1147	YT1	1610	TM10
WR5CG	WR5PG	102AM	AP2	1054TW	IN34	1148	IH2	1612	TM12
WR5CR	WR5PR	103AM	AP3	1054UN	IN29	1170B	HO1	1616	WTP1
XL7	XL7	104AM	AP4	1054WB	WR3	1171P	OL1	1617	FIC1
Y1	Y1	170S	170S	1054WC	FA1	1175	WK1	1621	TM13
Y1CB	Y1PB	997E	Y52	1069-5X	RO10	1175N	WK2	1622	TM14
Y1CG	Y1PG	997EB	Y5	1069-5Y	RO6	1176	KW1	1623	TM15
Y1CR	Y1PR	997X	Y6	1069E	RO1	1177N	NH1	1626	SS4
Y2	Y2	998	Y4	1069FL	RO4	1179	AR1	1628	FTL1
Y3	Y3	998GA	Y78	1069G	RO7	1179A	AR4	1634	WN1
Y4	Y4	999	Y1	1069L	NA14	1180S	XL7	1637	SS5
Y6	Y6	999A	Y2	1069LA	NA12	1181FD	H53	1639	LD1
Y9	Y9	999B	Y220	1069LB	NA12	1184FD	H54	1640	LD2
Y10	Y10	999N	Y15	1069LC	NA24	1185FD	H55	1641	CAT3
Y11	Y11	999N	Y1E	1069M	RO5	1186TS	H56	1645	FN1
Y12	Y12	1000	CO1	1069N	RO3	1186TS-P	H56P	1646	NA43
Y13	Y13	1000F	CO17	1071	W1	1190LN	H60	1646R	NA44
Y14	Y14	1000T	CO12	1079	K1	1191ET	H62	1866-10	PU10
Y15	Y15	1000V	CO26	1079B	K2	1193FD	H67	1866-13	PU13
Y15	Y1E	1000X	CO63	1092	M1	1193MU	H66	1970AM	RA4
Y52	Y52	1001	CO5	1092-40	M18	1195FD	H71	A1001ABM	CO89
Y54	Y54	1001EB	CO3	1092-52	MH1	1196CM	H78	A1001AH	CO91
Y78	Y78	1001EG	CO36	1092-600A	MH3	1196FD	H75	A1001C1	CO98
Y101	Y101	1001EH	CO87	1092-900	M19	1307A	SC6	A1001C2	CO102
Y103	Y103	1001EN	CO7	1092-6000	M60	1307W	SC22	A1001D1	CO107
Y105	Y105	1001GH	CO97	1092-7000	M70	1430	CFK1	A1001D2	CO108
Y149	Y149	1003A	CO103	1092-8105	M8105	1502	ES8	A1001EH	CO88
Y152	Y152	1003M	CO106	1092B	M2	1502M	ES8M	A1011-L4	RU101
Y152CB	Y152PB	1004	L1	1092C	M17	1503	ES9	A1011D1	RU46
Y152CG	Y152PG	1004A	L4	1092D	M12	1510	BW5	A1011D12	RU51
Y152CR	Y152PR	1009	S1	1092DD	MH4	1511	BW6	A1011P	RU16
Y153	Y153	1010	S3	1092DS	M13	1519	KOM1	A1045	AM6
Y153-PH	Y153P	1010N	S68	1092H	M11	1522	EZ1	A1054WB	WR4
Y154	Y154	1011	RU1	1092J	M14	1528	PA1	A1054WC	FA2
Y154CB	Y154PB	1011D1	RU45	1092N	M10	1528R	PA2	A1054WD	FA3
Y154CG	Y154PG	1011P	RU4	1092NR	M16	1539	KUB1	A1114A	BE2
Y154CP	Y154PC	1014C	HR1	1092R	M15	1540	KUB2	A1114FM	BE8
Y154CR	Y154PR	1016	P1	1092TG-ILCO	VR3	1541	THRM1	A1145CE	SC21
Y154-PH	Y154P	1016N	P2	1092-VB	MH2	1560	CAT1	A1145E	SC9
Y155	Y155	1022	SE1	1092VM	M5	1573A	CLB1	A1145EF	SC24
Y155CP	Y155PC	1023	CL1	1092V	M4	1573B	CLB2	A1145F	SC10
Y155-PH	Y155P	1041C	AM1	1092VR	M3	1573C	CLB3	A1145L	SC20
Y157	Y157	1041CE	AM4	1096C	EL1	1573D	CLB4	A1176	KW5
Y157CB	Y157PB	1041E	CG22	1098DB	B5	1573E	CLB5	A1176ST	KW10
Y157CG	Y157PG	1041G	CG1	1098GX	B52	1573F	CLB6	AB62C	AB1

Key Cross Reference

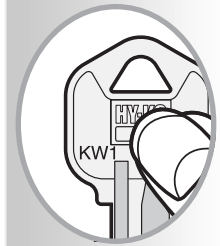
ILCO	HY-KO EZ No.	ILCO	HY-KO EZ No.	ILCO	HY-KO EZ No.	ILCO	HY-KO EZ No.	ILCO	HY-KO EZ No.
AR1-PC	AR1PC	B65-P	B65P	DA25-PC-BLU-N	DA25PB	HD90-P	HD90P	MB18	MB18
AR1-PC-ASST.	AR1PDM	B68-P	B68P	DA25-PC-GRN-N	DA25PG	HD90-ULTRA	HD90A	MD1054K	MD17
AR1-PC-BLU-N	AR1PB	B72-P	B72P	DA25-PC-RED-N	DA25PR	HD91-P	HD91P	MIT4-P	MIT4P
AR1-PC-GRN-N	AR1PG	B74-P	B74P	DA25-ULTRA	DA25A	HD96-P	HD96P	ML54G	FH2
AR1-PC-RED-N	AR1PR	B77-P	B77P	DA31-P	DA31P	HD98-P	HD98P	MZ9-P	MZ9P
AR1-ULTRA	AR1A	B77-PC	B77PC	DA31-ULTRA	DA31A	HD99-P	HD99P	MZ13-P	MZ13P
B44-P	B44P	B77-PC-BLU-N	B77PB	DA34-P	DA34P	HD101-P	HD101P	MZ13-ULTRA	MZ13A
B44-PC	B44PC	B77-PC-GRN-N	B77PG	DA37-P	DA37P	HD103-P	HD103P	MZ16-P	MZ16P
B44-PC-BLU-N	B44PB	B77-PC-RED-N	B77PR	DA38-P	DA38P	HD106-PT5	HD106PTW	MZ19-P	MZ19P
B44-PC-GRN-N	B44PG	B78-P	B78P	DA39	DA39	HD107-PT5	HD107PTW	MZ25-P	MZ25P
B44-PC-RED-N	B44PR	B80-P	B80P	DA39-P	DA39P	H1098LA	B10	MZ27-P	MZ27P
B44-ULTRA	B44A	B82-P-2	B82P2	DC3-P	DC3P	H1098M	B2	MZ30-P	MZ30P
B45-P	B45P	B82-P-3	B82P3	DE1	DE1	H1122AR	Y10	N1007KMA	S6
B45-PC	B45PC	B82-P-4	B82P4	DE2	DE2	H1122F	Y9	N1007KMB	S16
B45-PC-BLU-N	B45PB	B82-P-5	B82P5	DE4	DE4	HO01T5	HD110PTW	N1007RMA	S31
B45-PC-GRN-N	B45PG	B82-P-6	B82P6	DE5	DE5	H0V01T5	HD111PTW	N1007RMB	S32
B45-PC-RED-N	B45PR	B82-P-7	B82P7	DE6	DE6	HU46T2	HU46PTW	N1011M	RU7
B45-ULTRA	B45A	B82-P-8	B82P8	DE6-PC	DE6PC	HY2-P	HY2P	N1011P	RU52
B48-P	B48P	B82-P-9	B82P9	DE6-PC-ASST.	DE6PDM	HY4-P	HY4P	N1054WB	WR5
B48-PC	B48PC	B82-P-10	B82P10	DE6-PC-BLU-N	DE6PB	HY6-P	HY6P	NA25-PC-BLU-N	NA25PB
B48-PC-BLU-N	B48PB	B82-P-11	B82P11	DE6-PC-GRN-N	DE6PG	HY12-P	HY12P	NA25-PC-GRN-N	NA25PG
B48-PC-GRN-N	B48PG	B82-P-12	B82P12	DE6-PC-RED-N	DE6PR	HY13-P	HY13P	NA25-PC-RED-N	NA25PR
B48-PC-RED-N	B48PR	B82-P-13	B82P13	DE6-PC-YLW-N	DE6PY	HY14-P	HY14P	NE10	NE10
B48-ULTRA	B48A	B82-P-14	B82P14	DE6-ULTRA	DE6A	IN35-PC	IN35PC	NI01T	NI01PT
B49-P	B49P	B82-P-15	B82P15	DW04RAP	DW04RP	IN35-PC-BLU-N	IN35PB	NI02T	NI02PT
B49-PC	B49PC	B84-P	B84P	DW05AP	DW05P	IN35-PC-GRN-N	IN35PG	NSN11T2	DA31PTW
B49-PC-BLU-N	B49PB	B86-P	B86P	E1098JD	JD3	IN35-PC-RED-N	IN35PR	O997E	Y54
B49-PC-GRN-N	B49PG	B86-PC	B86PC	F1098JD	JD4	K1054B	IN24	O1007LA	S22
B49-PC-RED-N	B49PR	B86-PC-BLU-N	B86PB	H50-PC	H50PC	K1122B	IN25	O1007LB	S23
B49-ULTRA	B49A	B86-PC-GRN-N	B86PG	H50-PC-BLU-N	H50PB	K1122C	IN27	O1007RA	S45
B50-P	B50P	B86-PC-RED-N	B86PR	H50-PC-GRN-N	H50PG	K1122D	BN1	O1007RB	S46
B50-PC	B50PC	B88-P	B88P	H50-PC-RED-N	H50PR	K1122N	BN7	O1007RE	S48
B50-PC-BLU-N	B50PB	B89-P	B89P	H50-ULTRA	H50A	KK2-P	KK2P	O1010	S4
B50-PC-GRN-N	B50PG	B91-P	B91P	H51	H51	KK3-P	KK3P	O1098B	B49
B50-PC-RED-N	B50PR	B92-P	B92P	H51	H51	KW1-BIG	KW1XL	O1098B	B49
B50-ULTRA	B50A	B93-P	B93P	H51-PC	H51PC	KW1-PC	KW1PC	O1098LA	B11
B51-P	B51P	B96-P	B96P	H51-ULTRA	H51A	KW1-PC-ASST.	KW1PDM	O1122	Y11
B51-PC	B51PC	B97-PT	B97PT	H54-PC	H54PC	KW1-PC-BLU-N	KW1PB	O1122A	Y12
B51-PC-BLU-N	B51PB	B99-PT	B99PT	H54-PC-BLU-N	H54PB	KW1-PC-GRN-N	KW1PG	O1122AR	Y14
B51-PC-GRN-N	B51PG	B99-PT5	B99PTW	H54-PC-GRN-N	H54PG	KW1-PC-RED-N	KW1PR	O1122B	Y103
B51-PC-RED-N	B51PR	B100-PT5	B100PTW	H54-PC-RED-N	H54PR	KW1-PC-YLW-N	KW1PY	O1122C	Y105
B51-ULTRA	B51A	B102-P	B102P	H54-ULTRA	H54A	KW1-ULTRA	KW1A	O1122R	Y13
B62-P-1	B62P1	B103-PT	B103PT	H59-P	H59P	KW10-PC-ASST.	KW10PDM	P1098A	B48
B62-P-2	B62P2	B103-PT5	B103PTW	H62-P	H62P	KW14AP	KA20	P1098AV	B62
B62-P-3	B62P3	B104-PT	B104PT	H65-P	H65P	KW15BP	KA21	P1098C	B50
B62-P-4	B62P4	B104-PT5	B104PTW	H67-P	H67P	L1003M	CO105	P1098CV	B63
B62-P-5	B62P5	B106-P	B106P	H70-P	H70P	L1054B	IN8	P1098E	B44
B62-P-6	B62P6	B110-P	B108P	H71-P	H71P	L1054G	FR2	P1098EV	B77
B62-P-7	B62P7	BMW2-P	BMW2P	H72-EK	H72PTW	L1054M	IN26	P1098J	B46
B62-P-8	B62P8	BMW3-P	BMW3P	H72-PT	H72PT	L1122A	Y101	P1098WC	B64
B62-P-9	B62P9	C999	Y3	H73-PT	H73PT	M1-PC	M1PC	P1098WE	B78
B62-P-10	B62P10	C1041P	CG27	H75-P	H75P	M1-PC-ASST.	M1PDM	P1099	B68
B62-P-11	B62P11	C1096CN	EL10	H75-PC	H75PC	M1-PC-BLU-N	M1PB	P1101	B84
B62-P-12	B62P12	C1096LN	EL11	H75-PC-BLU-N	H75PB	M1-PC-GRN-N	M1PG	P1106	B86
B62-P-13	B62P13	CC1	CC1	H75-PC-GRN-N	H75PG	M1-PC-RED-N	M1PR	P1107	B89
B62-P-14	B62P14	CNA2	CNA2	H75-PC-RED-N	H75PR	M1-PC-YLW-N	M1PY	P1108	B88
B62-P-15	B62P15	D1054KA	DE8	H76-P	H76P	M1-ULTRA	M1A	P1109	B92
B63-P	B63P	D1098JD	JD2	H78-P	H78P	MAZ24RT5	MAZ24PTW	P1110	B96
B63-PC	B63PC	DA25-P	DA25P	H82-PT	H82PT	MB15	MB34	P1111	B91
B64-P	B64P	DA25-PC	DA25PC	H86-PT	H86PT	MB16	MB16	P1112	B93

Finding A Key

1 To locate the right replacement key blank, look at the key to be duplicated.



2 Look for an EZ number, manufacturer's name or part number on the key.



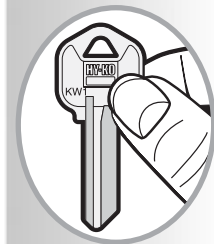
3 Using the Key Cross Reference chart, find the key and match back to the appropriate matching Hy-Ko key blank.

All Hy-Ko Keys are UPC-labeled unless otherwise noted.

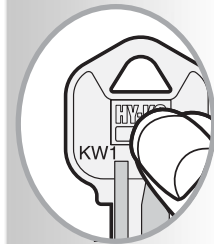
ILCO EZ No.	HY-KO EZ No.	ILCO EZ No.	HY-KO EZ No.	ILCO EZ No.	HY-KO EZ No.	ILCO EZ No.	HY-KO EZ No.	ILCO EZ No.	HY-KO EZ No.
B47	B47	B68	B68	B103-PT	B103PT	DA25	DA25	H53	H53
B48	B48	B68-P	B68P	B103-PT5	B103PTW	DA25-P	DA25P	H54	H54
B48-P	B48P	B69	B69	B104-PT	B104PT	DA25-PC	DA25PC	H54-PC	H54PC
B48-PC	B48PC	B72	B72	B104-PT5	B104PTW	DA25-PC-BLU-N	DA25PB	H54-PC-BLU-N	H54PB
B48-PC-BLU-N	B48PB	B72-P	B72P	B106-P	B106P	DA25-PC-GRN-N	DA25PG	H54-PC-GRN-N	H54PG
B48-PC-GRN-N	B48PG	B74	B74	B107-PT5	PT104PTW	DA25-PC-RED-N	DA25PR	H54-PC-RED-N	H54PR
B48-PC-RED-N	B48PR	B74-P	B74P	B110-P	B108P	DA25-ULTRA	DA25A	H54-ULTRA	H54A
B48-ULTRA	B48A	B77	B77	BE2	BE2	DA28	DA28	H55	H55
B49	B49	B77-P	B77P	BE8	BE8	DA31	DA31	H56	H56
B49-P	B49P	B77-PC	B77PC	BMW2	BMW2	DA31-P	DA31P	H56-P	H56P
B49-PC	B49PC	B77-PC-BLU-N	B77PB	BMW2-P	BMW2P	DA31-ULTRA	DA31A	H59	H59
B49-PC-BLU-N	B49PB	B77-PC-GRN-N	B77PG	BMW3	BMW3	DA32	DA32	H59-P	H59P
B49-PC-GRN-N	B49PG	B77-PC-RED-N	B77PR	BMW3-P	BMW3P	DA34	DA34	H60	H60
B49-PC-RED-N	B49PR	B78	B78	BN1	BN1	DA34-P	DA34P	H62	H62
B49-ULTRA	B49A	B78-P	B78P	BN7	BN7	DA35	DA35	H62-P	H62P
B50	B50	B79	B79	B01	B01	DA37	DA37	H65	H65
B50-P	B50P	B80	B80	CC1	CC1	DA37-P	DA37P	H65-P	H65P
B50-PC	B50PC	B80-P	B80P	CG1	CG1	DA38	DA38	H66	H66
B50-PC-BLU-N	B50PB	B82-P-2	B82P2	CG2	CG2	DA38-P	DA38P	H67	H67
B50-PC-GRN-N	B50PG	B82-P-3	B82P3	CG16	CG16	DA39	DA39	H67-P	H67P
B50-PC-RED-N	B50PR	B82-P-4	B82P4	CG17	CG17	DA39-P	DA39P	H70	H70
B50-ULTRA	B50A	B82-P-5	B82P5	CG22	CG22	DC1	DC1	H71	H71
B51	B51	B82-P-6	B82P6	CL1	CL1	DC3	DC3	H71-P	H71P
B51-P	B51P	B82-P-7	B82P7	CLB1	CLB1	DC3-P	DC3P	H72-EK	H72PTW
B51-PC	B51PC	B82-P-8	B82P8	CLB2	CLB2	DE6-PC	DE6PC	H72-PT	H72PT
B51-PC-BLU-N	B51PB	B82-P-9	B82P9	CLB3	CLB3	DE6-PC-ASST.	DE6PDM	H73-PT	H73PT
B51-PC-GRN-N	B51PG	B82-P-10	B82P10	CLB4	CLB4	DE6-PC-BLU-N	DE6PB	H75	H75
B51-PC-RED-N	B51PR	B82-P-11	B82P11	CLB5	CLB5	DE6-PC-GRN-N	DE6PG	H75-P	H75P
B51-ULTRA	B51A	B82-P-12	B82P12	CLB6	CLB6	DE6-PC-RED-N	DE6PR	H75-PC	H75PC
B52	B52	B82-P-13	B82P13	CLB7	CLB7	DE6-PC-YLW-N	DE6PY	H75-PC-BLU-N	H75PB
B53	B53	B82-P-14	B82P14	CLB8	CLB8	DE6-ULTRA	DE6A	H75-PC-GRN-N	H75PG
B54	B54	B82-P-15	B82P15	CLB9	CLB9	DE8	DE8	H75-PC-RED-N	H75PR
B55	B55	B84	B84	CLB10	CLB10	DW04RAP	DW04RP	H76	H76
B56	B56	B84-P	B84P	CNA2	CNA2	DW05AP	DW05P	H76-P	H76P
B57	B58	B85	B85	C01	C01	EA27	EA27	H78	H78
B61	B61	B86	B86	C03	C03	EL1	EL1	H78-P	H78P
B62	B62	B86-P	B86P	C05	C05	EL10	EL10	H82-PT	H82PT
B62-P-1	B62P1	B86-PC	B86PC	C07	C07	EL11	EL11	H86-PT	H86PT
B62-P-2	B62P2	B86-PC-BLU-N	B86PB	C012	C012	ER1	ER1	HD70U	HD70U
B62-P-3	B62P3	B86-PC-GRN-N	B86PG	C017	C017	ES8	ES8	HD74	HD74
B62-P-4	B62P4	B86-PC-RED-N	B86PR	C026	C026	ES8M	ES8M	HD75	HD75
B62-P-5	B62P5	B88	B88	C036	C036	ES9	ES9	HD82	HD82
B62-P-6	B62P6	B88-P	B88P	C062	C062	EZ1	EZ1	HD90	HD90
B62-P-7	B62P7	B89	B89	C063	C063	FA1	FA1	HD90-P	HD90P
B62-P-8	B62P8	B89-P	B89P	C068	C068	FA2	FA2	HD90-ULTRA	HD90A
B62-P-9	B62P9	B91	B91	C087	C087	FA3	FA3	HD91	HD91
B62-P-10	B62P10	B91-P	B91P	C088	C088	FIC1	FIC1	HD91-P	HD91P
B62-P-11	B62P11	B92	B92	C089	C089	FR2	FR2	HD92	HD92
B62-P-12	B62P12	B92-P	B92P	C091	C091	FT46	FT46	HD96	HD96
B62-P-13	B62P13	B93	B93	C097	C097	H26	H26	HD96-P	HD96P
B62-P-14	B62P14	B93-P	B93P	C098	C098	H27	H27	HD98	HD98
B62-P-15	B62P15	B96	B96	C0102	C0102	H50	H50	HD98-P	HD98P
B63	B63	B96-P	B96P	C0106	C0106	H50-PC	H50PC	HD99-P	HD99P
B63-P	B63P	B97-PT	B97PT	C0107	C0107	H50-PC-BLU-N	H50PB	HD101-P	HD101P
B63-PC	B63PC	B99-PT	B99PT	C0108	C0108	H50-PC-GRN-N	H50PG	HD103	HD103
B64	B64	B99-PT5	B99PTW	D1054K	DE6	H50-PC-RED-N	H50PR	HD103-P	HD103P
B64-P	B64P	B100-PT5	B100PTW	D1098B	DE2	H50-ULTRA	H50A	HD104	HD104
B65	B65	B101	B101	D1098X	DE4	H51-PC	H51PC	HD106-PT5	HD106PTW
B65-P	B65P	B102	B102	DA23	DA23	H51-ULTRA	H51A	HD107-PT5	HD107PTW
B67	B67	B102-P	B102P	DA24	DA24	H52	H52	HD109	HD109

Finding A Key

1 To locate the right replacement key blank, look at the key to be duplicated.



2 Look for an EZ number, manufacturer's name or part number on the key.



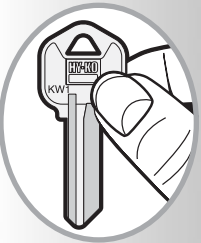
3 Using the Key Cross Reference chart, find the key and match back to the appropriate matching Hy-Ko key blank.

All Hy-Ko Keys are UPC-labeled unless otherwise noted.

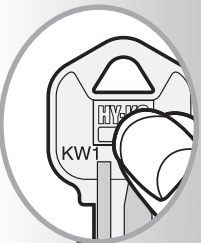
Key Cross Reference

Finding A Key

1 To locate the right replacement key blank, look at the key to be duplicated.



2 Look for an EZ number, manufacturer's name or part number on the key.



3 Using the Key Cross Reference chart, find the key and match back to the appropriate matching Hy-Ko key blank.

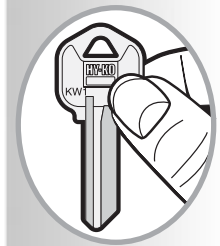
ILCO EZ No.	HY-KO EZ No.	ILCO EZ No.	HY-KO EZ No.	ILCO EZ No.	HY-KO EZ No.	ILCO EZ No.	HY-KO EZ No.	ILCO EZ No.	HY-KO EZ No.
HN3	HN3	KW1-PC-BLU-N	KW1PB	MZ17	MZ17	SC1-ULTRA	SC1A	TR40-ULTRA	TR40A
HO01T5	HD110PTW	KW1-PC-GRN-N	KW1PG	MZ19	MZ19	SC4	SC4	TR44	TR44
HO1	HO1	KW1-PC-RED-N	KW1PR	MZ19-P	MZ19P	SC6	SC6	TR44-P	TR44P
H044	H044	KW1-PC-YLW-N	KW1PY	MZ25-P	MZ25P	SC7	SC7	TR46	TR46
HOV01T5	HD111PTW	KW1-ULTRA	KW1A	MZ27	MZ27	SC8	SC8	TR46-P	TR46P
HR1	HR1	KW5	KW5	MZ27-P	MZ27P	SC9	SC9	TR46-PC	TR46PC
HR2	HR2	KW10	KW10	MZ30	MZ30	SC10	SC10	TR46-PC-BLU-N	TR46PB
HU46T2	HU46PTW	KW10-PC-ASST.	KW10PDM	MZ30-P	MZ30P	SC19	SC19	TR46-PC-GRN-N	TR46PG
HY2	HY2	KW14AP	KA20	MZ31	MZ31	SC20	SC20	TR46-PC-RED-N	TR46PR
HY2-P	HY2P	KW15BP	KA21	NA6	NA6	SC22	SC22	TR47	TR47
HY3	HY3	L1	L1	NA12	NA12	SE1	SE1	TR47-P	TR47P
HY4	HY4	L4	L4	NA14	NA14	SK1	SK1	TR47-PC	TR47PC
HY4-P	HY4P	LD1	LD1	NA24	NA24	SL1	SL1	TR47-PC-BLUE-N	TR47PB
HY5	HY5	LD2	LD2	NA25	NA25	SS4	SS4	TR47-PC-GRN-N	TR47PG
HY6	HY6	LO1	LO1	NA25-PC-BLU-N	NA25PB	SS5	SS5	TR47-PC-RED-N	TR47PR
HY6-P	HY6P	M1	M1	NA25-PC-GRN-N	NA25PG	SUB1	SUB1	TR53	TR53
HY12	HY12	M1-PC	M1PC	NA25-PC-RED-N	NA25PR	SUB1-P	SUB1P	TR53-P	TR53P
HY12-P	HY12P	M1-PC-ASST.	M1PDM	NE10	NE10	SUZ11	SUZ11	V32	VW32
HY13	HY13	M1-PC-BLU-N	M1PB	NH1	NH1	SUZ12	SUZ12	V33	V33
HY13-P	HY13P	M1-PC-GRN-N	M1PG	NI01T	N101PT	SUZ15	SUZ15	V33	VW42
HY14	HY14	M1-PC-RED-N	M1PR	NI02T	N102PT	SUZ15-P	SUZ15P	V35	V35
HY14-P	HY14P	M1-PC-YLW-N	M1PY	NSN11T2	DA31PTW	SUZ17	SUZ17	V35-P	V35P
HYD12	HYD12	M1-ULTRA	M1A	OL1	OL1	SUZ17-P	SUZ17P	V37	V37
HYD13	HYD13	M2	M2	P1	P1	SUZ18	SUZ18	V37-P	VW37P
IL1	IL1	M3	M3	P2	P2	T61C	TR20	VL6	VL6
IL9	IL9	M4	M4	PZ1	PZ1	T61-P	TR20P	VL8	VL8
IL11	IL11	M5	M5	RA3	RA3	T7	T7	VL8-P	VL8P
IN1	IN1	M10	M10	RA4	RA4	TA6	TA6	V073	VL5
IN2	IN2	M11	M11	RA7	RA7	TM1	TM1	V073S	VL4
IN3	IN3	M12	M12	RO1	RO1	TM2	TM2	VR2	VR2
IN4	IN4	M13	M13	RO3	RO3	TM3	TM3	VR5	VR5
IN8	IN8	M14	M14	RO4	RO4	TM4	TM4	VR7	VR7
IN18	IN18	M16	M16	RO5	RO5	TM6	TM6	VW71A	V29
IN24	IN24	M17	M17	RO7	RO7	TM7	TM7	W1	W1
IN28	IN28	M18	M18	RU1	RU1	TM8	TM8	WE1	WE1
IN29	IN29	M19	M19	RU4	RU4	TM9	TM9	WK1	WK1
IN33	IN33	M20	M60	RU7	RU7	TM10	TM10	WK2	WK2
IN34	IN34	M21	M70	RU16	RU16	TM12	TM12	WK2-PC	WK2PC
IN35	IN35	MAZ24RT5	MAZ24PTW	RU45	RU45	TM13	TM13	WK2-PC-ASST.	WK2PDM
IN35-PC	IN35PC	MB15	MB34	RU46	RU46	TM14	TM14	WK2-PC-BLU-N	WK2PB
IN35-PC-BLU-N	IN35PB	MB16	MB16	RU52	RU52	TM15	TM15	WK2-PC-GRN-N	WK2PG
IN35-PC-GRN-N	IN35PG	MB18	MB18	RU101	RU101	TMC1	TMP1	WK2-PC-RED-N	WK2PR
IN35-PC-RED-N	IN35PR	MD17	MD17	RV1	RV1	TOY43AT4	TOY43PT	WK2-ULTRA	WK2A
K1	K1	MIT1	MIT1	RV4	RV4	TOY43EK	TOY43PTW	WN1	WN1
K2	K2	MIT3	MIT3	RV4-P	RV4P	TOY57-PT	TOY57PT	WR2	WR2
KA11	KA11	MIT4	MIT4	S1	S1	TR25	TR25	WR3	WR3
KA13	KA13	MIT4-P	MIT4P	S3	S3	TR33	TR33	WR4	WR4
KA14	KA14	MIT5	MIT5	S4	S4	TR33-P	TR33P	WR5	WR5
KA15	KA15	MIT6	MIT6	S16	S16	TR33-PC	TR33PC	WR5-PC	WR5PC
KK1	KK1	MZ4	MZ4	S68	S68	TR33-PC-BLU-N	TR33PB	WR5-PC-ASST.	WR5PDM
KK2	KK2	MZ5	MZ5	SAA1	SAA1	TR33-PC-GRN-N	TR33PG	WR5-PC-BLU-N	WR5PB
KK2-P	KK2P	MZ9	MZ9	SB11	SB11	TR33-PC-RED-N	TR33PR	WR5-PC-GRN-N	WR5PG
KK3	KK3	MZ10	MZ10	SC1	SC1	TR37	TR37	WR5-PC-RED-N	WR5PR
KK3-P	KK3P	MZ12	MZ12	SC1-BIG	SC1XL	TR39	TR39	WR5-PC-YLW-N	WR5PY
KK4	KK4	MZ13	MZ13	SC1-PC	SC1PC	TR40	TR40	WR5-ULTRA	WR5A
KK5	KK5	MZ13-P	MZ13P	SC1-PC-ASST.	SC1PDM	TR40-P	TR40P	WTP1	WTP1
KW1	KW1	MZ13-ULTRA	MZ13A	SC1-PC-BLU-N	SC1PB	TR40-PC	TR40PC	XL7	XL7
KW1-BIG	KW1XL	MZ14	MZ14	SC1-PC-GRN-N	SC1PG	TR40-PC-BLU-N	TR40PB	Y1	Y1
KW1-PC	KW1PC	MZ16	MZ16	SC1-PC-RED-N	SC1PR	TR40-PC-GRN-N	TR40PG	Y1E	Y15
KW1-PC-ASST.	KW1PDM	MZ16-P	MZ16P	SC1-PC-YLW-N	SC1PY	TR40-PC-RED-N	TR40PR	Y1E	Y1E

Key Cross Reference

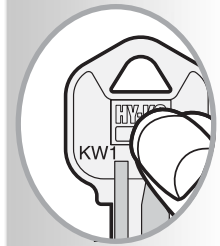
ILCO EZ No.	HY-KO EZ No.	ILCO EZ No.	HY-KO EZ No.	SILCA	HY-KO EZ No.	SILCA	HY-KO EZ No.	SILCA	HY-KO EZ No.
Y1-PC	Y1PC	YH63	YH63	CH13	AP2	F027	H62	GYA6	Y78
Y1-PC-ASST.	Y1PDM			CH14	AP3	F029	H66	HON23R	H044
Y1-PC-BLU-N	Y1PB			CH15	AP5	F030	H67	HON38	HD82
Y1-PC-GRN-N	Y1PG	SILCA	HY-KO EZ No.	CH19	CG22	F031R	H65	HON39	HD74
Y1-PC-RED-N	Y1PR	6AM1	AM6	CH22	CG16	F034	H70	HON45R	HD91
Y1-PC-YLW-N	Y1PY	AB15R	AB16	CLU1	CLB2	F034AP	H70P	HON45RP	HD91P
Y1-ULTRA	Y1A	AB16R	AB15	CLU1R	CLB1	F035	H55	HON47	HD90
Y2	Y2	AB17R	AB13	CLU2	CLB4	F038RT3	H72PT	HON47P	HD90P
Y3	Y3	AML1R	AM1	CLU2R	CLB3	F039	H71	HON49	HD70U
Y4	Y4	AML3R	AM3	CLU3	CLB6	F039CP	H71P	HON51R	HD96
Y5	Y5	ASS1R	SB11	CLU3R	CLB5	F040R	H75	HON51RP	HD96P
Y6	Y6	AW5	AR4	CLU4	CLB8	F040RBP	H75P	HON53	HD92
Y9	Y9	AW7	AR1	CLU4R	CLB7	F0T3R	VW32	HON55R	HD98
Y11	Y11	B97-PT	B97PT	CLU5	CLB10	FRT1	FR2	HON56REP	HD99P
Y12	Y12	B99-PT5	B99PTW	CLU5R	CLB9	FRT2R	FH2	HON58R	HD103
Y13	Y13	BA1	B1	CRB3	RA3	GAS1R	B52	HON58RDP	HD103P
Y14	Y14	BA2	B10	CS6	AB1	GM1-OR	B48	HON58RT5	HD106PTW
Y52	Y52	BA8R	B5	CTN1R	CL1	GM1-OR	B48	HON59R	HD104
Y54	Y54	BES1	BE2	CVI088	VRH3	GM2-OR	B50	HRC1	HR1
Y78	Y78	BES12	BE8	CVI089	VRH2	GM2-OR	B50	HU22	MB34
Y101	Y101	BH4	NE10	CY4	Y152	GM3	B49	HU23	MB18
Y103	Y103	BOR1	B01	CY11	Y149	GM3	B49	HU46	B61
Y149	Y149	BOR1R	CO106	CY15R	Y153	GM3BP	B49P	HU49	V35
Y152	Y152	BRG1R	BN1	CY15RP	Y153P	GM4BP	B51P	HU49BP	V35P
Y152-PC	Y152PC	BRG3	IN25	CY16	Y154	GM4-OR	B51	HU50	BMW3
Y152-PC-BLU-N	Y152PB	BRG4	IN27	CY16P	Y154P	GM4-OR	B51	HU62	VW23
Y152-PC-GRN-N	Y152PG	BRG5	BN7	CY19	Y155	GM5	B44	HY10R	HYD12
Y152-PC-RED-N	Y152PR	BRG6	IN26	CY22	Y157	GM6	B45	HY11R	HYD13
Y152-ULTRA	Y152A	BW7	BMW2	CY24	Y159	GM7	B46	HYN2R	HY2
Y153	Y153	CB11	SK1	CY24BP	Y159P	GM8	B47	HYN4	HY4
Y153-P	Y153P	CB11R	CO7	DAT5	MZ12	GM11	B53	HYN4P	HY4P
Y154	Y154	CB13R	CO26	DAT6	DA22	GM12R	B55	HYN5R	HY5
Y154-P	Y154P	CB14R	CO68	DAT6R	DA21	GM13R	B56	HYN6	HY6
Y154-PC	Y154PC	CB18	CO97	DAT9	DA23	GM14R	B62	HYN6P	HY6P
Y154-PC-BLU-N	Y154PB	CB26R	CO88	DAT9R	DA24	GM16R	B67	HYN7R	HY12
Y154-PC-GRN-N	Y154PG	CB27R	CO87	DAT12R	B54	GM17R	B64	HYN7RAP	HY12P
Y154-PC-RED-N	Y154PR	CB29	CO62	DAT13	DA25	GM17RP	B64P	HYN10	HY13
Y154-ULTRA	Y154A	CB29R	CO36	DAT13P	DA25P	GM18R	B69	HYN10BP	HY13P
Y155	Y155	CB33R	CO91	DAT14	DA28	GM19	B65	HYN11	HY14
Y155-P	Y155P	CB33R-C2	CO102	DO5R	IN1	GM21R	B63	HYN11CP	HY14P
Y155-PC	Y155PC	CB33R-D1	CO107	DO11	IN4	GM22R	B72	ILC1	IN3
Y157	Y157	CB33R-D2	CO108	DW04AP	DW04RP	GM22RP	B72P	ILC2	IN33
Y157-P	Y157P	CB39R	CO3	DX1	DE6	GM24R	B74	ILC3	IN28
Y157-PC	Y157PC	CB45R	CO1	DX3	DE8	GM25R	B88	ILC4R	IN18
Y157-PC-BLU-N	Y157PB	CB47	CO17	DX29R	DE4	GM26R	B77	ILC5	IN34
Y157-PC-GRN-N	Y157PG	CB48	CO10	EF1R	HO1	GM27R	B78	ILC6	IN29
Y157-PC-RED-N	Y157PR	CB49R	CO12	EG1	EA27	GM28R	B79	ILC7	IN35
Y159	Y159	CB51	CO63	ELG3R	EL11	GM29	B68	ILC8	IN2
Y159-P	Y159P	CB52R	CO89	ELG6R	EL10	GM30	B80	ILC10	IN24
Y160-PT	Y160PT	CB54R	CO5	ELG7R	EL1	GM30AP	B80P	ILC11	IN8
Y162-PT	Y162PT	CB62R	CO103	ERL1	ER1	GM31	B84	IN1	IL1
Y220	Y220	CB67R	CO105	ESP1R	ES9	GM31P	B84P	ISU3	B58
YH37	YH37	CB74	RU101	FN1	FA3	GM35R	B2	JC2R	AMH1
YH38	YH38	CH1	CG1	FN2	FA1	GM38	B4	KEI1R	K2
YH46	YH46	CH2	CG2	FN3	FA2	GM39	B86	KEI2R	K1
YH47	YH47	CH4	CG4	FO6	H51	GM39EP	B86P	KIA1R	KK1
YH48	YH48	CH8	CG6	FO18	H54	GM40	B89	KIA2R	KK2
YH49	YH49	CH10	CG17	F022R	H59	GM40EP	B89P	KIA3R	KK4
YH50	YH50	CH11	AP4	F024	H56	GM41	B85	KS1	KW1
YH51	YH50	CH12	AP1	F026	H60	GS4R	DE2	KS2	KW5

Finding A Key

1 To locate the right replacement key blank, look at the key to be duplicated.



2 Look for an EZ number, manufacturer's name or part number on the key.



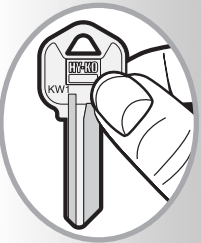
3 Using the Key Cross Reference chart, find the key and match back to the appropriate matching Hy-Ko key blank.

All Hy-Ko Keys are UPC-labeled unless otherwise noted.

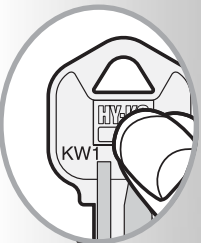
Key Cross Reference

Finding A Key

1 To locate the right replacement key blank, look at the key to be duplicated.



2 Look for an EZ number, manufacturer's name or part number on the key.



3 Using the Key Cross Reference chart, find the key and match back to the appropriate matching Hy-Ko key blank.

SILCA	HY-KO EZ No.	SILCA	HY-KO EZ No.	SILCA	HY-KO EZ No.	STAR	HY-KO EZ No.	STAR	HY-KO EZ No.
KW14AP	KA20	NSN11T2	DA31PTW	TOY38R	TR40	5AM1	AM3	5SE1	SE1
KW15BP	KA21	NSN12	DA32	TOY38RP	TR40P	5AR2	AR1	5SH1	SC1
LK1R	XL7	NSN14	DA34	TOY41R	TR44	5AU1	CO106	5SH3	SC19
LR1R	LO1	NSN14CP	DA34P	TOY42	TR46	5AU2	NA12	5SH4	SC8
LSA1	EZ1	NSN15	DA35	TOY43	TR47	5B01	B01	5SH5	SC7
LW20	L1	NSN16R	DA37	TOY43AT4	TOY43PT	5CG4	CG17	5TA4	T7
LW23	L4	NSN16RBP	DA37P	TOY43P	TR47P	5CG5	CG22	5VR1	VR2
MAZ1	MZ4	OP1	OL1	TOY46R	TR53	5CG7	CG16	5VR3	VR7
MAZ1R	MZ5	PE1R	P1	TOY46RP	TR53P	5CL1	CL1	5VR4	VR5
MAZ2	MZ9	PE2R	P2	TTL2	KW10	5C01	CO7	5WE1	WE1
MAZ2P	MZ9P	PZ1	PZ1	TY1	T7	5C02	CO3	5WI1	W1
MAZ2R	MZ10	RB2	RA4	VI080	VR2	5C03	CO1	5WK1	WK1
MAZ5	MZ14	RB2-OR	RA7	VI082	VR7	5C04	CO5	5WR1	WR2
MAZ6	MZ13	RC2	CNA2	VI084	VR5	5C05	SK1	5WR2	WR3
MAZ7AP	MZ13P	RW7R	RU1	VI087	VR4	5C06	CO10	5YA1	Y1
MAZ12	MZ16	RW9R	RU16	VO11	V29	5C011	CO87	5YA1E	Y15
MAZ16	MZ19	RW26R	RU46	VO13	V33	5C012	CO98	5YA1E	Y1E
MAZ20R	MZ27	RW28R	RU52	VO13	VW42	5C013	CO97	5YA2	Y3
MAZ20RGP	MZ27P	RW30R	RU45	WEI1	WR3	5DA2	MZ12	5YA6	Y52
MIT1R	DC1	RW43R	RU7	WEI2	WR4	5DE1	DE1	6AR2	AR4
MIT2P	TR33P	SA1	170S	WEI10	WR2	5DE3	DE5	6BE1	BE2
MIT2R	DC3	SA2	70S	WEL1	WE1	5DE3	DE6	6C01	CO36
MIT2RP	DC3P	SAR3	S31	WH1	W1	5EA1	EA27	6C05	CO62
MIT8	MIT1	SAR17R	S16	WS1	WK2	5EL3	EL11	6C06	CO17
MIT11R	MIT3	SAR21	S45	WS3	WK1	5EL4	EL10	6C011	CO88
MIT12R	MIT5	SAR21R	S22	WT7AP	VW23P	5ER1	ER1	6C012	CO89
MS1	M1	SAR22	S46	Y160-PT	Y160PT	5ES1	ES9	6C016	CO102
MS4R	M5	SAR22R	S23	YA2	Y4	5H01	H01	6DE3	DE8
MS6	M12	SAR25	S48	YA3	Y52	5HR1	HR1	6JU2	AMH1
MS7	M2	SAR36R	S1	YA4	Y11	5HR2	HR2	6KW1	KW5
MS8	M14	SAR37	S4	YA4R	Y13	5IL1	IN1	6LO1	L4
MS9R	M4	SAR40	S3	YA5	Y2	5IL3	IN2	6MA8	M14
MS10	M13	SH1	SC6	YA8	Y6	5IL4	IN3	6RU2	RU16
MS11	M10	SH2	SC22	YA17R	Y14	5IL7	IN18	6RU7	RU46
MS11R	M16	SH3	SC1	YA18	CG27	5IL9	IN28	6SA3	S6
MS13R	M11	SH4	SC20	YA29	Y220	5IL11	IN33	6SA6	S31
MS14	M3	SH5	SC4	YA32	Y54	5KE1	K2	6SA-LA	S22
MS15	MD17	SH6	SC24	YA34	Y15	5KE2	K1	6SH1	SC4
MS17	M70	SH7	SC10	YA34	Y1E	5KW1	KW1	6SH3	SC20
MS18	M60	SH9	SC7	YA36	Y1	5L01	L1	6SH4	SC9
NAS1	NH1	SH10	SC9	YA68	Y105	5MA3	M4	6SH5	SC10
NCR4	NA25	SH11	SC8	YA78	Y101	5MA4	M5	6WR2	WR4
NCR6	RO3	SH23	SC21	YH8	YH37	5MA5	M10	6YA1	Y2
NCR7	NA12	SL1	SE1	YH18	YH47	5MA6	M11	6YA3	Y4
NCR8	RO4	SS13	SL1	YH18R	YH46	5MA7	M12	6YA6	Y54
NCR9	RO5	SU11	SUZ11	YH21R	YH38	5NA1	NH1	6YA12	Y78
NCR10	NA24	SZ4	HD57	YH29	YH49	5PE1	P2	7BE2W	BE8
NCR18	RO1	SZ10R	SUZ12	YH29R	YH48	5PE2	P1	BN1	BN1
NCR19	RO7	SZ11R	SUZ17	YM12	MB16	5R04	NA6	CB1	CLB1
NCR20	RO6	SZ11RP	SUZ17P	YM22	SAA1	5R04N	NA25	CB2	CLB2
NCR21	RO10	SZ12	SUZ15	YH30	YH51	5RU1	RU1	CB3	CLB3
NE26	VL4	SZ12P	SUZ15P	YH30R	YH50	5RU2	RU4	CB4	CLB4
NE27	VL5	TE3	HR2	YH35RBP	YH63	5RU7	RU45	CB5	CLB5
NE40	VL6	TH1	IH2			5RU9	RU7	CB6	CLB6
NE51	VL8	TOY4	TR20			5SA1	S4	CB7	CLB7
NE51AP	VL8P	TOY4BP	TR20P	STAR	HY-KO EZ No.	5SA2	S1	CB8	CLB8
NE75EP	RV4P	TOY18	TR25	4MA2	M2	5SA3	S16	CB9	CLB9
NH1	Y10	TOY19	KOM1	4MA7	M13	5SA5	S3	CB10	CLB10
NSN11	DA31	TOY27R	TR33	4YA1	Y220	5SA6	S32	CG1	CG1
NSN11BP	DA31P	TOY30	TR39	4YA6	Y6	5SA7	S68	CG2	CG4

Key Cross Reference

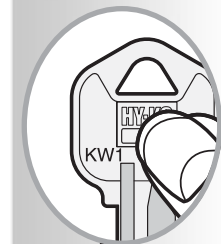
STAR	HY-KO EZ No.	STAR	HY-KO EZ No.	TAYLOR	HY-KO EZ No.	TAYLOR	HY-KO EZ No.	TAYLOR	HY-KO EZ No.
CG6	CG2	MZ2	MZ10	22Z2	C087	102	SE1	F54GA	FA3
CHR93	Y155	MZ4	MZ4	23	C05	111GE	T7	H7F	Y9
CHR94	Y157	MZ5	MZ5	23R14	C0105	114M	BE8	H98LA	B10
CHR95	Y159	MZ13	MZ13	35	L1	119	ER1	H98M	B2
DA3	DA21	MZ13P	MZ13P	35RA	L4	120D	SL1	HR07NX	Y10
DA4	DA22	OBR1DB	B5	41C	AM1	123	CL1	IN29	IN29
DA5	DA25	OBR2	B11	41CM	AM4	127DP	H27	J41A	AMH1
DA6	DA23	OBR3	B4	41G	CG1	127ES	H26	K22	CO97
DA7	DA24	OBR9H	B45	41GA	CG2	133	WE1	KW10	KW10
DA31	DA31	OBR10K	B47	41GR	CG4	135	AR1	L191A	VR2
DA34	DA34	OBR11	RA3	41H	IL1	135A	AR4	L54B	IN8
DE2	DE4	OBR12B	B49	41J	IL9	137B	FH1	L54G	FR2
GM64C	B64	OBR14D	B51	41NL	CG6	145	SC1	L54J	IN24
GM67D	B67	OFD4	H26	41R	CG16	145A	SC4	L54K	IN25
GM68	B68	OFD10	H50	41RB	CG22	145CE	SC21	L54L	IN27
GM78E	B78	OPL68	Y149	41Y	CG17	145E	SC9	L54M	IN26
GM79D	B79	RO3	RO4	48KMR	S32	145EF	SC24	L54N	BN7
GM89	B89	RO5	RO7	49KM	S16	145ES	SC8	L54P	BN1
HBR1	B2	RO6	RO3	50	S3	145F	SC10	L07NX	Y101
HBR2	B10	SAT91	B88	51S	S68	145FS	SC7	M79S	MB18
HBR9E	B44	SH2	SC6	54	IN2	145L	SC20	M79T	MB34
HBR10J	B46	SH6	SC22	54DR	DE6	145LS	SC19	M79U	MB16
HBR11	RA4	SL1	SL1	54F	IN1	170	HO1	N102	NH1
HBR12A	B48	SM1	70S	54FN	IN28	171P	OL1	N174D	NA25
HBR15A	B62	SP1	B53	54KE	DE5	174B	NA14	07B	Y103
HBR15C	B63	TO1	TR20	54KS	KW1	174BA	NA12	07C	Y105
HBR15E	B77	TO3	B55	54LB	IN4	174E	RO10	07E	Y54
HD103	HD103	TO4	TR40	54MT	IN33	174H	RO6	07NX	Y12
HFD4	H27	TO37	TR37	54TW	IN34	174J	RO3	043LA	S22
HFD10	H51	TO47	TR47	54WA	WR4	174K	RO7	043LB	S23
HFD11	H55	VW4	VW23	54WB	WR3	174KM	RO5	043RA	S45
HFD12	H54	VW5	V29	54WC	WR5	175	WK1	043RB	S46
HFD12L	H60	YJ1	Y12	55	RU1	175W	WK2	043RE	S48
HFD62	H62	YJ2	Y14	55P	RU4	182	DE4	048KMR	S31
HFD67	H67	YJ3	Y11	57-1D	RU45	183	DE2	049KM	S6
HFD70	H70	YJ4	Y103	57P	RU52	185VS	VR7	098H	B45
HN4	HO44	YJ5	Y13	57PA	RU16	191B	VR5	098K	B47
HN5	HD74			62E	RO1	191C	VRH3	098LA	B11
HN6	HD82	TAYLOR	HY-KO EZ No.	68	P1	307A	SC6	P1098CV	B63
HN7	HD91			68N	P2	307W	SC22	P1103	B89
HN90	HD90	7EB	Y5	71	W1	A22A1	CO91	P19A	Y152
HN98	HD98	7NX	Y11	79	K1	A22C1	CO98	P27	H51
HPL68	Y152	7X	Y6	79HK	K2	A22C2	CO102	P27E	H53
HPL89	Y154	12GA	Y78	92	M1	A22D1	CO107	P91A	B48
HY5	HY5	12GM	Y4	92B	M2	A22D2	CO108	R174D	NA6
IL5	IN8	14	Y1	92C	M17	A22GM	CO89	R185VS	VR4
IL10UN	IN29	14A	Y2	92D	MH4	A22Z2	CO88	R191C	VRH2
IS1	IL1	14YM	Y3	92F	M13	A54DR	DE8	R21EG	CO62
IS2	IL9	20	CO1	92G	M12	A57-1D	RU46	R21EN	SK1
JU1	AM1	20F	CO17	92H	M14	A114A	BE2	R7NX	Y13
KWT	KW10	20KT	CO63	92N	M10	C42L	CG27	RO7NX	Y14
LC07	CO26	20T	CO12	92NR	M16	E14	Y15	S19	Y149
LC015	CO12	20V	CO26	92T	M11	E14	Y1E	S27	H50
LDC1	DC1	20VS	CO68	92VR	M3	F41A	AP1	S27E	H52
LTO1	TR33	21EB	CO3	96C	EL1	F41B	AP2	S51	170S
LYJ1	Y101	21EG	CO36	96LN	EL11	F41C	AP3	S66L	SB11
M6000	M60	21EN	CO7	98DB	B5	F41E	AP4	S91B	B49
M7000	M70	22B	BO1	98M	B1	F41M	AP5	S91D	B67
MI1	MIT1	22R1	CO103	99A	RA4	F54	FA1	T81A	TR25
MZ1	MZ9	22R14	CO106	99B	RA3	F54A	FA2	T147	YT1

Finding A Key

1 To locate the right replacement key blank, look at the key to be duplicated.



2 Look for an EZ number, manufacturer's name or part number on the key.



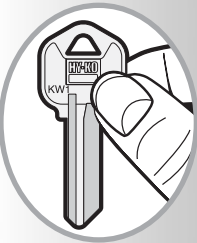
3 Using the Key Cross Reference chart, find the key and match back to the appropriate matching Hy-Ko key blank.

All Hy-Ko Keys are UPC-labeled unless otherwise noted.


Key Cross Reference

Finding A Key

1 To locate the right replacement key blank, look at the key to be duplicated.



2 Look for an EZ number, manufacturer's name or part number on the key.



3 Using the Key Cross Reference chart, find the key and match back to the appropriate matching Hy-Ko key blank.

TAYLOR	HY-KO EZ No.	TAYLOR	HY-KO EZ No.			
T148	IH2	X179	SUZ12			
U92A	M4	X180	B69			
X1	MZ12	X181	HD90			
X4	MZ4	X185	B65			
X5	MZ5	X186	SUZ17			
X6	DA22	X192	B72			
X7	DA21	X193	HD96			
X14S	Y220	X195	HD91			
X26	MZ9	X196	HY5			
X27	MZ10	X198	B74			
X29	VL5	X202	H59			
X30	VL4	X203	V37			
X44	HO44	X210	DA31			
X52	SAA1	X211	TR44			
X53	VW32	X212	TR46			
X54	DC1	X214	HD103			
X54F	IN18	X215	HD104			
X54K	IN3	X216	HY6			
X54W	WR2	X217	TR47			
X59	BMW2	X221	H65			
X60	MZ14	X222	MZ27			
X61F	EA27	X223	TR53			
X61FR	HR1	X224	MIT3			
X69	YH37	X225	B80			
X71	HD70U	X226	HYD12			
X77	YH38	X229	MIT5			
X80	VL6	X231	H70			
X84	HD74	X232	HY12			
X87	SUZ11	X233	KK1			
X98E	B44	X234	HYD13			
X98J	B46	X235	HY13			
X103	KA14	X236	HY14			
X104	KA13	X237	DA34			
X105	KA11	X238	DA35			
X106	KA15	X240	KK2			
X110	V33	X242	DA37			
X110	VW42	X248	YH63			
X114	DA24	XL16	XL7			
X115	DA23					
X117	YH48					
X118	YH49					
X119	YH47					
X120	YH46					
X121	DC3					
X123	DA25					
X124	DA28					
X129	HD82					
X131	MZ13					
X137	TR33					
X138	HD75					
X139	V35					
X140	VL8					
X143	B53					
X144	BMW3					
X145	B55					
X146	B56					
X151	TR39					
X152	FT46					
X154	B54					
X160	HY2					

Key Reverse Millings

The reverse millings reference chart reflects keys that have the EXACT OPPOSITE millings of each other. These keys are NOT to be used as substitute keys, but may help you find the right key for your customer.

If you find that your customer's key has the opposite grooves of a key that you carry, find that key name in this list and note the corresponding REVERSE-MILLED key. This is the key you need to make a duplicate key.

Hy-Ko EZ No.	Reverse-Milled Key(s)
AR1	RU4
B65	TR40
BN7	CG17
BO1	CO106
CG16	1041TR*
CG17	BN7
CG2	CG4
CG4	CG2
CO106	BO1
CO17	X1001FRN*
CO36	CO62
CO62	CO36
CO62	CO7
CO7	CO62
CO7	SK1
CO88	A1001EHR*
DA21	DA22
DA22	DA21
DA22	TR25
DC1	TR20
DC3	TR20
DC3	TR33
H50	H51
H51	H50
H52	H53
H53	H52
IN1	K2
IN2	1054R*
IN8	Y13
K2	IN1
L1	1004R*
L4	1004AR*
M1	M15
M10	M16
M15	M1
M15	PZ1

Hy-Ko EZ No.	Reverse-Milled Key(s)
M16	M10
M3	1092VA*
MIT1	TR40
MIT1	TR44
MZ10	MZ9
MZ4	MZ5
MZ5	MZ4
MZ9	MZ10
NA14	R1069L*
NA43	NA44
NA44	NA43
PZ1	M15
RU4	AR1
RU4	SE1
S1	S4
S4	S1
SE1	RU4
SK1	CO7
TM13	TM14
TM14	TM13
TR20	DC1
TR20	DC3
TR25	DA22
TR33	DC3
TR40	B65
TR40	MIT1
TR44	MIT1
VR2	VR91R*
VR7	VR91A*
Y103	1043D*
Y11	Y13
Y12	Y14
Y13	IN8
Y13	Y11
Y14	Y12

* Do not stock, but can be special ordered

Key Substitutes

Key Substitutes

The key substitutes chart reflects keys that can be used in place of the requested key blank, if that key blank is not available. Find the key blank

number under the Hy-Ko Ez. No. in the chart and note the corresponding substitute key that can be used to duplicate your customer's key.

Hy-Ko EZ No.	Substitute Key(s)
AR1	ER1, IN28, SE1
B1	B2, Y13
B2	B1, Y13
B4	B1, B2, DE4
B5	B1, B2
B10	B11
B11	B10
B44	B77
B45	B79
B51	B67
B55	TR37
B56	TR33
B65	SUZ15, MIT1
B67	B51
B69	SUZ17
B72	TR40
B74	MIT3
B79	B45
B80	TR47
B84	B68
B85	B86, B92
B89	B86, B92
B91	B86, B93
B96	B86, B91
BW5	SC1, SC1D, SC19
BW6	SC1, SC1D, SC20
BWK5	KW10, KW11
CG16	Y11
CG27	Y11
CL1	HO1
CO10	CO17
CO88	CO89
CO91	CO89
CO98	CO89
CO102	CO89
DA25	DA31
DA31	DA25

Hy-Ko EZ No.	Substitute Key(s)
DE4	B1, B4
DE5	DE6, EZ1, KW1, KW10, KW11, MD17
DE6	EZ1, IN3, KW1, KW10, KW11, MD17
DE8	KW5
EA27	LO1
EL1	EL10
EL10	EL1
ER1	SE1
ES8	Y11
ES9	CO106
EZ1	DE6, IN3, KW1, KW10, KW11, MD17
FA1	WR2, WR3, WR5
FA2	WR4
H50	H52
H52	H50
H51	H53
H53	H51
H54	H55, H60
H55	H54, H60
H60	H54, H55
H62	H54, H55, H60
H65	MZ19
H66	H54, H55, H60
H67	H54, H55, H60
HD90	HD101
HD91	HD96, HD103
HY2	HY5
IN1	IN18
IN3	DE6, EZ1, KW1, KW10, KW11, MD17
IN4	CG16, IN8, IN24, Y11
IN8	CG16, IN4, IN24, Y11
IN18	IN1
IN24	CG16, IN4, IN8, Y11

Hy-Ko EZ No.	Substitute Key(s)
IN28	SE1
IN33	IN35, L1
IN35	IN33, L1
KW1	BWK5, EZ1, DE6, IN3, KW10, KW11, MD17
KW5	DE8
KW10	KW11
KW11	KW10
L1	IN33, IN35
M1	VR3
M2	VR5
M4	VR4
MD17	EZ1, DE6, IN3, KW1, KW10, KW11
MIT1	B65
MZ13	MZ16
MZ16	H59
MZ17	MZ19
NA6	DE6, EZ1, KW1, KW10, KW11, NA25
NA25	DE6, EZ1, KW1, KW10, KW11, NA6
NH1	SE1
OL1	IN3
PZ1	VR8
RO1	Y11
RO7	RO4
S22	S16
S23	S16
S45	S31
S46	S31
SC1	BW5, SC1D, SC19
SC1D	BW5, SC1, SC19
SC4	BW6, SC4D, SC20
SC4D	BW6, SC4, SC20

Hy-Ko EZ No.	Substitute Key(s)
SC7	SC19
SC8	SC19
SC9	SC20
SC10	SC20
SE1	AR1, ER1
SUZ15	B65
SUZ17	B69
TR33	B56
TR37	B55
TR39	TR46
TR40	TR44
TR47	B80
V35	V37
V37	V35
VL6	VL8
WK1	DE6, EZ1, IN3, WK2
WK2	DE6, EZ1, IN3, WK1
WR2	FA1, DE6, KW1, KW10, KW11, WR3, WR5
WR3	FA1, DE6, KW1, KW10, KW11, WR2, WR5
WR4	FA3
WR5	FA1, DE6, KW1, KW10, KW11, WR2, WR3
Y1	Y1E, Y15
Y1E	Y1, Y15
Y11	ES8, IN8, RO1
Y12	Y101
Y13	B1, B2
Y15	Y1, Y1E
Y152	Y153
Y153	Y152
Y157	Y159

KEYCENTER
House, Padlock & Cabinet - Domestic & Import Auto



KEYS CUT HERE



hykokeys.com

