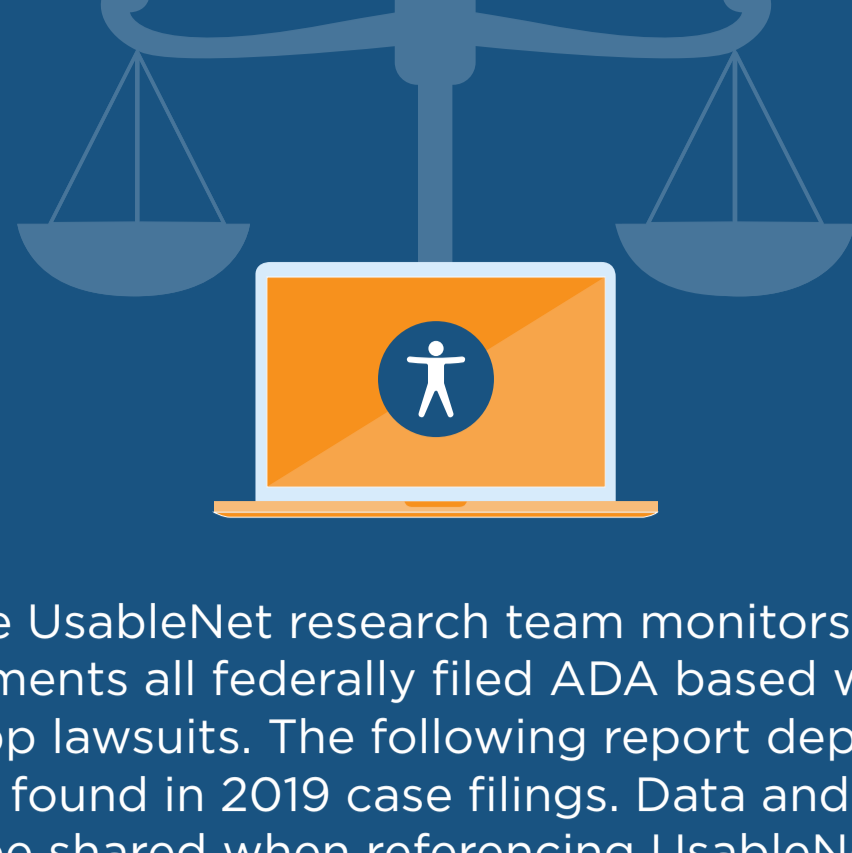
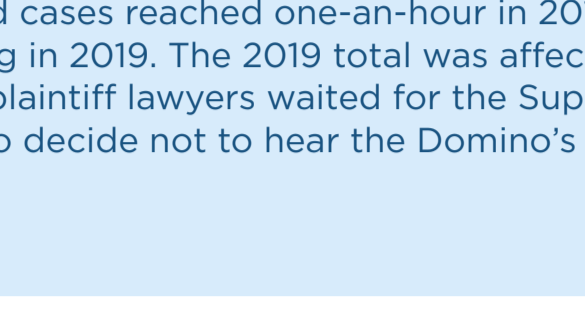


2019 END OF YEAR ADA WEBSITE AND APP LAWSUIT RECAP REPORT



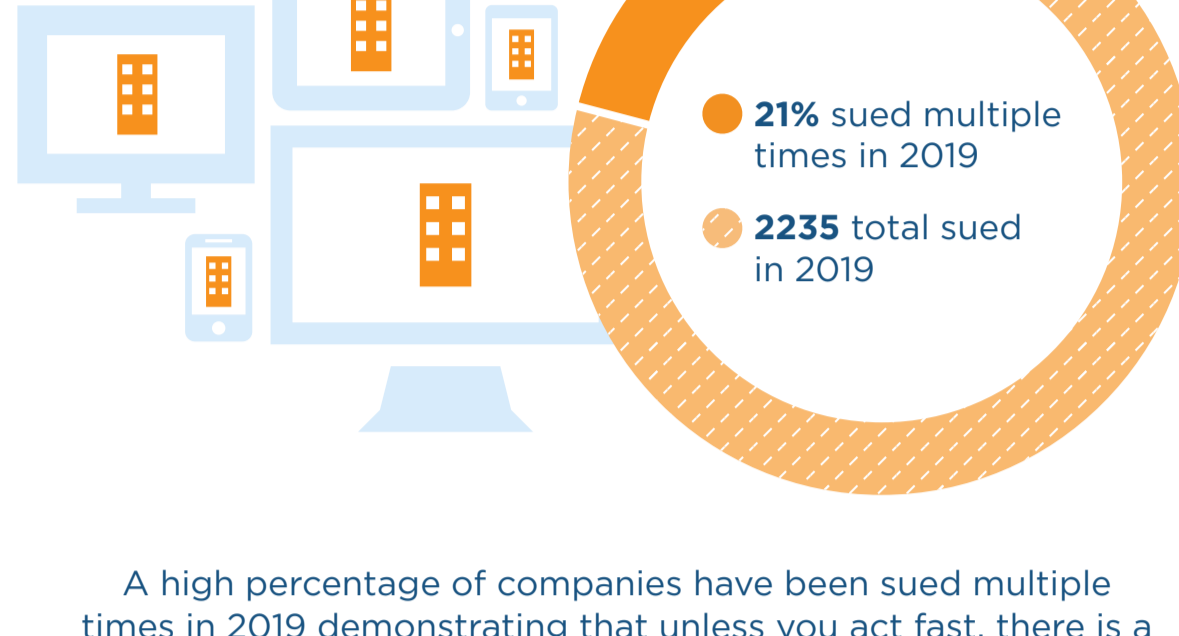
The UsableNet research team monitors and documents all federally filed ADA based website and app lawsuits. The following report depicts key trends found in 2019 case filings. Data and images can be shared when referencing UsableNet as a source and linked to our Website.

FOUR YEARS OF CONTINUED LEGAL PRESSURE



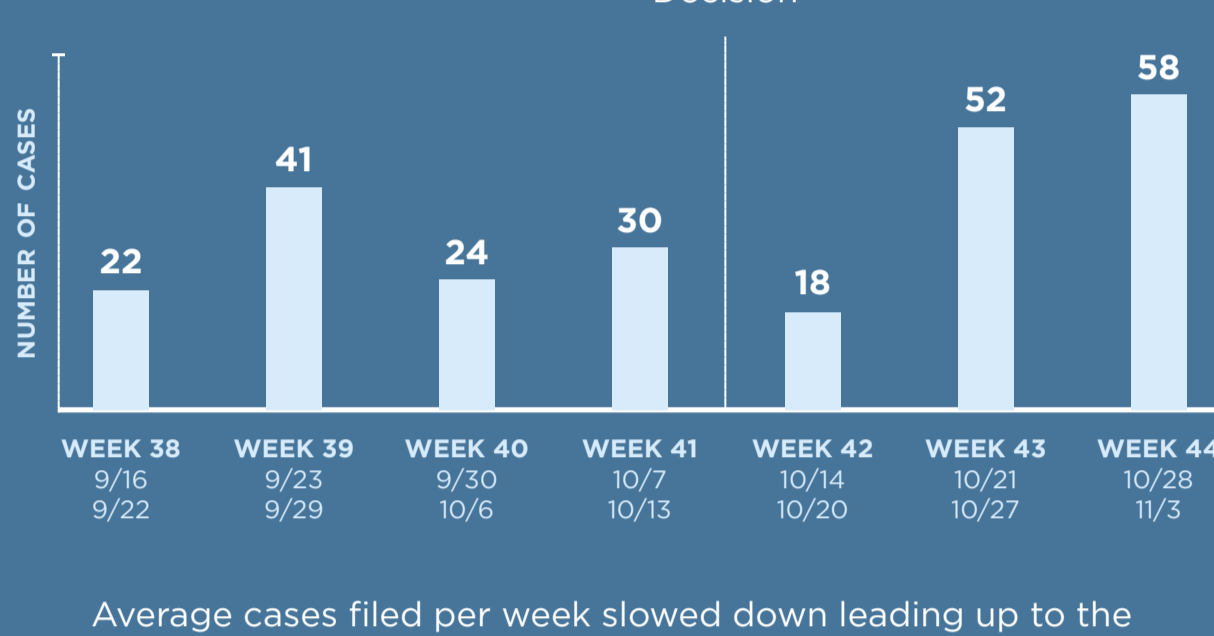
Total Number of ADA web and app accessibility filed cases reached one-an-hour in 2018 and is holding in 2019. The 2019 total was affected slightly while plaintiff lawyers waited for the Supreme Court to decide not to hear the Domino's case*.

ACT FAST OR EXPECT REPEAT SUITS



A high percentage of companies have been sued multiple times in 2019 demonstrating that unless you act fast, there is a high probability of receiving another. Companies with multiple brands and/or multiple websites and apps are most targeted.

THE DOMINO'S EFFECT



Average cases filed per week slowed down leading up to the Supreme Court's decision not to hear the Robles vs Domino's Pizza case, but quickly accelerated back to normal.

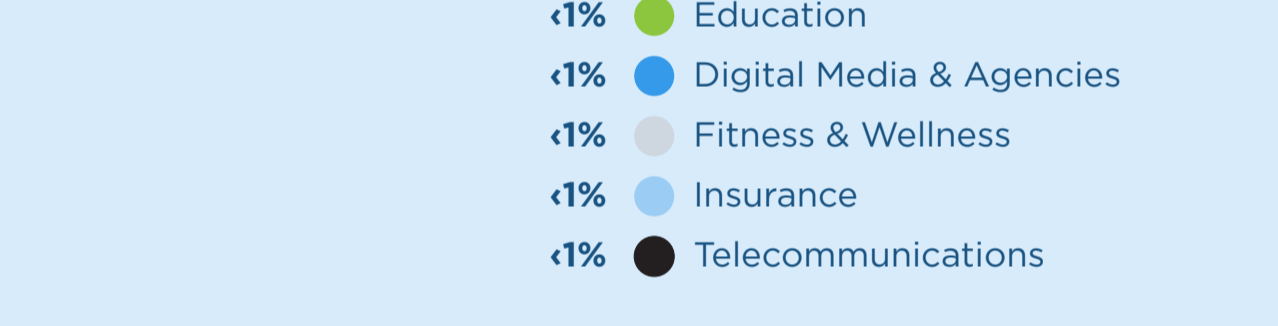
MOST TARGETED INDUSTRIES



Retail and Food Service topped the industry chart again in 2019 as they are highly visible websites, generally have a nexus to physical stores, are hard to make fully WCAG compliant and often have multiple brands, websites and apps.

2019

Full Year ADA Web and App Lawsuits Industry Breakdown



LARGE RETAILERS A TOP TARGET IN 2019



OVER 66%

of the Internet Retailer's Top 500 have now been named in an ADA web or app accessibility case since 2017, with over 40% of those having more than one lawsuit**.

TOP 500

TOP 500

TOP 500

TOP 500

TOP 500

TOP 500

TOP 500

TOP 500

TOP 500

TOP 500

TOP 500

TOP 500

TOP 500

TOP 500

TOP 500

TOP 500

TOP 500

TOP 500

TOP 500

TOP 500

TOP 500

TOP 500

TOP 500

TOP 500

TOP 500

TOP 500

TOP 500

TOP 500

TOP 500

TOP 500

TOP 500

TOP 500

TOP 500

TOP 500

TOP 500

TOP 500

TOP 500

TOP 500

TOP 500

TOP 500

TOP 500

TOP 500

TOP 500

TOP 500

TOP 500

TOP 500

TOP 500

TOP 500

TOP 500

TOP 500

TOP 500

TOP 500

TOP 500

TOP 500

TOP 500

TOP 500

TOP 500

TOP 500

TOP 500

TOP 500

TOP 500

TOP 500

TOP 500

TOP 500

TOP 500

TOP 500

TOP 500

TOP 500

TOP 500

TOP 500

TOP 500

TOP 500

TOP 500

TOP 500

TOP 500

TOP 500

TOP 500

TOP 500

TOP 500

TOP 500

TOP 500

TOP 500

TOP 500

TOP 500

TOP 500

TOP 500

TOP 500

TOP 500

TOP 500

TOP 500

TOP 500

TOP 500

TOP 500

TOP 500

TOP 500

TOP 500

TOP 500

TOP 500

TOP 500

TOP 500

TOP 500

TOP 500

TOP 500

TOP 500

TOP 500

TOP 500

TOP 500

TOP 500

TOP 500

TOP 500

TOP 500

TOP 500

TOP 500

TOP 500

TOP 500

TOP 500

TOP 500

TOP 500

TOP 500

TOP 500

TOP 500

TOP 500

TOP 500

TOP 500

TOP 500

TOP 500

TOP 500

TOP 500

TOP 500

TOP 500

TOP 500

TOP 500

TOP 500

TOP 500

TOP 500

TOP 500

TOP 500

TOP 500

TOP 500

TOP 500

TOP 500

TOP 500

TOP 500

TOP 500

TOP 500

TOP 500

TOP 500

TOP 500

TOP 500

TOP 500

TOP 500

TOP 500

TOP 500

TOP 500

TOP 500

TOP 500

TOP 500

TOP 500

TOP 500

TOP 500

TOP 500

TOP 500

TOP 500

TOP 500

TOP 500

TOP 500

TOP 500

TOP 500

TOP 500

TOP 500

TOP 500

TOP 500

TOP 500

TOP 500

TOP 500

TOP 500

TOP 500

TOP 500

TOP 500

TOP 500

TOP 500

TOP 500

TOP 500

TOP 500

TOP 500

TOP 500

TOP 500

TOP 500

TOP 500

TOP 500

TOP 500

TOP 500

TOP 500

TOP 500

TOP 500

TOP 500

TOP 500

TOP 500

TOP 500

TOP 500

TOP 500

TOP 500

TOP 500

TOP 500

TOP 500

TOP 500

TOP 500

TOP 500

TOP 500

TOP 500

TOP 500

TOP 500

TOP 500

TOP 500

TOP 500

TOP 500

TOP 500

TOP 500

TOP 500

TOP 500

TOP 500

TOP 500

TOP 500

TOP 500

TOP 500

TOP 500

TOP 500

TOP 500

TOP 500

TOP 500

TOP 500

TOP 500

TOP 500

TOP 500

TOP 500

TOP 500

TOP 500

TOP 500