

SPEEDSTILE

The journey towards a safer world starts at the entrance.



SPEED



FL^s
SPEEDSTILE

FL
SPEEDSTILE

S T I L E



BP
SPEEDSTILE

FP
SPEEDSTILE

Free movement and full security were once opposites... we've made the differences vanish into thin air.

Elegant and sophisticated design combined with the best technology available makes our SpeedStile suitable for all areas where aesthetic values, excessive flow, maximum reliability and uncompromised security are high in demand. By integrating access control devices, our pedestrian speed gates provide high security and capacity in one solution that effectively prevents unauthorized passage. Our SpeedStile's are also available in extra wide versions that comply with Disabled Access requirements.



GREATER PEOPLE FLOW

Speed of operation allowing passage of up to 40 people per minute whilst preserving maximum user safety

HIGHER SECURITY

Unique algorithm for fraudulent passage detection including tailgating, wrong way direction, crawling and leave lane time out. The variety of lane lengths and panel heights also contributes to increasing security



BETTER FUNCTIONALITY

Contactless control barrier, ergonomic design, over 50 parameter settings as well as a selection of user information displays for improved user guidance

SMARTER IMAGE

Endless choice of designs and finishes to suit any architectural environment



FLS

SPEEDSTILE

Slim Swing Doors pedestrian speed gate

- Swing Doors opening in the direction of passage for an optimum welcome effect
- Minimum footprint
- Minimalist design with high customisation potential
- Advanced user safety system



FL

SPEEDSTILE

Swing Doors pedestrian speed gate

- Swing doors opening in the direction of passage for an optimum welcome effect
- Sleek and transparent design made of glass and stainless steel
- Variety of swing door heights for improved security
- Smart combination of safety and people flow control



BP

SPEEDSTILE

Retractable Flaps pedestrian speed gate

- Unique algorithm for optimal flow control detection
- High flow of passage, enhanced with normally open functionality
- Variety of materials and finishes for optimum customisation
- Selection of parameter settings for custom operation



FP

SPEEDSTILE


Retractable Doors pedestrian speed gate

- Variety of retractable door heights to increase for improved security
- Unique algorithm for optimal flow control detection
- High flow of passage, enhanced with normally open functionality
- Variety of materials and finishes for optimum customisation
- Selection of parameter settings for custom operation



T
A
I
L
G
A
T
I
N
G


- A user with valid credentials is engaging the passage, and is validated, the leaves are open, and an unauthorised user enters the gate surveillance zone.
- The panels will close unless the space between the 2 users is too tight or engaging close to the moving panels for safety reasons.
- An alarm output is given.



- A user with valid credentials is engaging into the passage, not yet validated, the leaves are closed, and an unauthorised user enters the gate surveillance zone.
- The panels will remain closed until the detection area is vacated.
- An alarm output is given.

W
R
O
N
G
W
A
Y

- A user with valid credentials is engaging the passage, and is validated, the leaves are open, and an unauthorised user enters the gate surveillance zone in the opposite direction.
- The panels will close unless any of the users are engaging close to the moving panels for safety reasons.
- An alarm output is given.



- A user with valid credentials is engaging the passage, not yet validated, the leaves are closed, and an unauthorised user already entered the surveillance zone in the opposite direction.
- The panels will remain closed until the detection area in the opposite direction is vacated.
- An alarm output is given.



SPEEDSTILE FL^S BA 1200



SPEEDSTILE FL^S EV 1400



SPEEDSTILE FL^S BA 1800



SPEEDSTILE FL^S DS^{series}



- » Slim and transparent design
- » Minimal footprint
- » User-friendly... for everyone
- » Endless customisation potential
- » Seamless security barrier
- » Length and width versatility
- » Greater user safety

Expressive smartness revealed in every line...

FL
SPEEDSTILE



- » Slim and transparent design
- » User-friendly... for everyone
- » Scalable and unobtrusive physical barrier
- » Durability and reliability
- » Versatile operating modes
- » Greater user safety



Different dynamics work for efficient performance...



- » Sleek and sophisticated design
- » Intuitive user guidance
- » Ability to integrate and interface
- » Scalable detection of movement
- » Versatile operating modes
- » Ambient lighting effect

Freedom of movement brought in its most secure form...

FP
SPEEDSTILE



- Ergonomic design
- Intuitive user guidance
- Ability to integrate and interface
- Scalable physical security barrier
- Maximum flow control
- Versatile operating modes
- Endless customisation potential



YOUR SPEEDSTILE

FL^S BA
SPEEDSTILE



FL^S EV
SPEEDSTILE




FL BA
SPEEDSTILE



FL EV
SPEEDSTILE




BP BA
SPEEDSTILE



BP EV
SPEEDSTILE



FP BA
SPEEDSTILE



FP EV
SPEEDSTILE



YOUR SPEEDSTILE DSseries

FLS^{DS}series SPEEDSTILE



BP^{DS}series SPEEDSTILE



FP^{DS}series SPEEDSTILE



**1ST ENTRANCE CONTROL EQUIPMENT OF ITS KIND
PIONEERED BY GUNNEBO IN 1998**

20 YEARS EXPERIENCE IN DESIGNING SPEEDSTILE LANES

4 MODELS, 1234 WAYS TO CUSTOMISE

40 THOUSAND SPEEDSTILE LANES INSTALLED WORLDWIDE

90 MILLION PASSAGES DAILY

**UNIQUE ALGORITHM FOR FRAUDULENT PASSAGE DETECTION TIME 5
INTRUSION - TAILGATING - CRAWLING - WRONG WAY - LEAVE LANE TIMEOUT**

HIGH PEOPLE FLOW: UP TO 40 PASSAGES PER MINUTE

MAXIMUM RELIABILITY WITH 5 MILLION MCBF (Mean Cycles Between Failure)

ABU DHABI | AMSTERDAM | BANGKOK | BARCELONA | BEIJING | BOGOTA | BRUSSELS | CAPE TOWN | COPENHAGEN | DURBAN | DUBAI | EDINBURGH
| FRANKFURT | GENEVA | HONG KONG | HANOI | JAKARTA | JOHANNESBURG | KINSHASA | KUALA LUMPUR | LAGOS | LISBON | LONDON |
LUXEMBURG | MADRID | MELBOURNE | MILAN | MEXICO CITY | MOSCOW | MUMBAI | NAIROBI | NEW YORK | OSLO | PARIS | PRAGUE | ROME |
SAN FRANCISCO | SEOUL | SHANGHAI | SINGAPORE | STOCKHOLM | SYDNEY | TAIPEI | VANCOUVER | WARSAW | WASHINGTON | WELLINGTON

CONTACT US FOR MORE INFO

Gunnebo Entrance Control Ltd

The Gate House
Michael's Way
Ashdown Business Park
Uckfield TN22 2DU
United Kingdom

Tel: +44 1902 455111
Email: enquiries.uk@gunnebo.com

www.speedstile.com

GUNNEBO®
For a safer world

SPEEDSTILE in brief