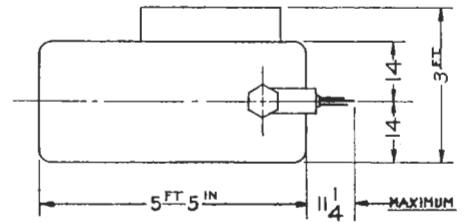
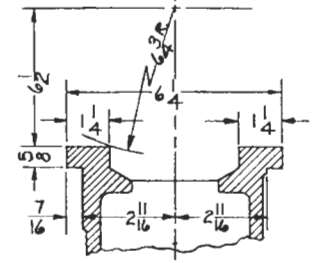
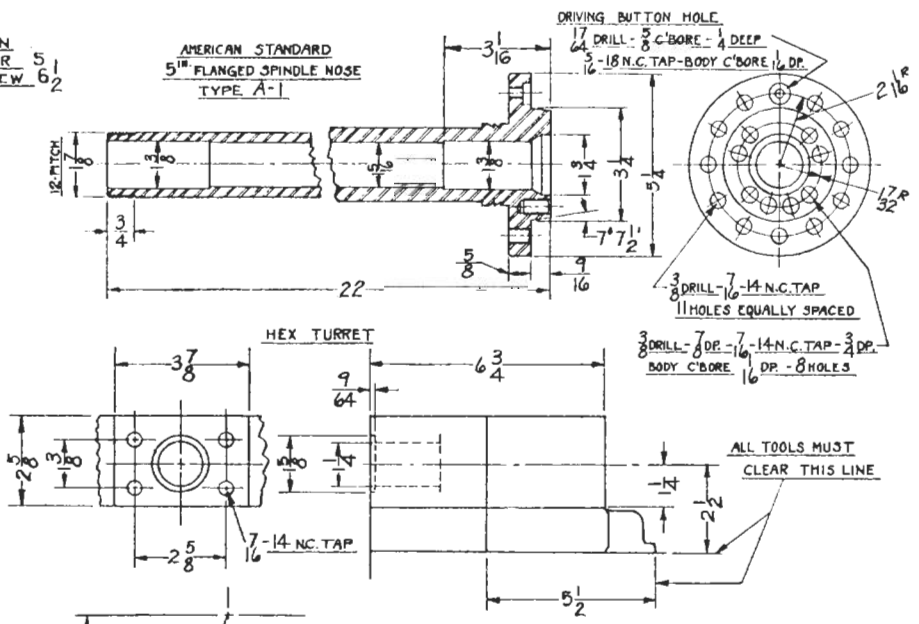


TOTAL MOTION WITH LEVER WITH SCREW 5 1/2

AMERICAN STANDARD 5" FLANGED SPINDLE NOSE TYPE A-1



SPINDLE SPEEDS

- WITH — 1500 R.P.M. or 1800 R.P.M. MOTOR
 - 85-135-215-340-550- 850 R.P.M.
 - 100-160-250-400-640-1000 R.P.M.
 - 125-205-320-505-810-1250 R.P.M.
 - 150-250-390-610-980-1500 R.P.M.
- WITH — 3000 R.P.M. or 3600 R.P.M. MOTOR
 - 200-320-500- 800-1280-2000 R.P.M.
 - 250-410-640-1010-1620-2500 R.P.M.
- WITH — 750 and 1500 R.P.M. or 900 and 1800 R.P.M. MOTOR
 - 50- 80-100-125-160-200-250-320-400-500-640-1000 R.P.M.
 - 75-125-150-195-250-305-390-490-610-750-980-1500 R.P.M.
- WITH — 1500 and 3000 R.P.M. or 1800 and 3600 R.P.M. MOTOR
 - 85-135-170-215-270-340-430-550- 680- 850-1100-1700 R.P.M.
 - 100-160-200-250-320-400-500-640- 800-1000-1280-2000 R.P.M.
 - 125-205-250-320-410-505-640-810-1010-1250-1620-2500 R.P.M.

POWER FEEDS

TO TURRET SLIDE — SIX
 .0035-.006-.010-.013-.021-.033

No. 2 GEARED ELECTRIC TURRET LATHE
 BARDONS & OLIVER, INC.
 CLEVELAND, OHIO — U. S. A.