

PARTS CATALOG
OF
BARDONS & OLIVER
No. 3
UNIVERSAL TURRET LATHE

BARDONS & OLIVER, Inc.

BARDONS & OLIVER, INC.

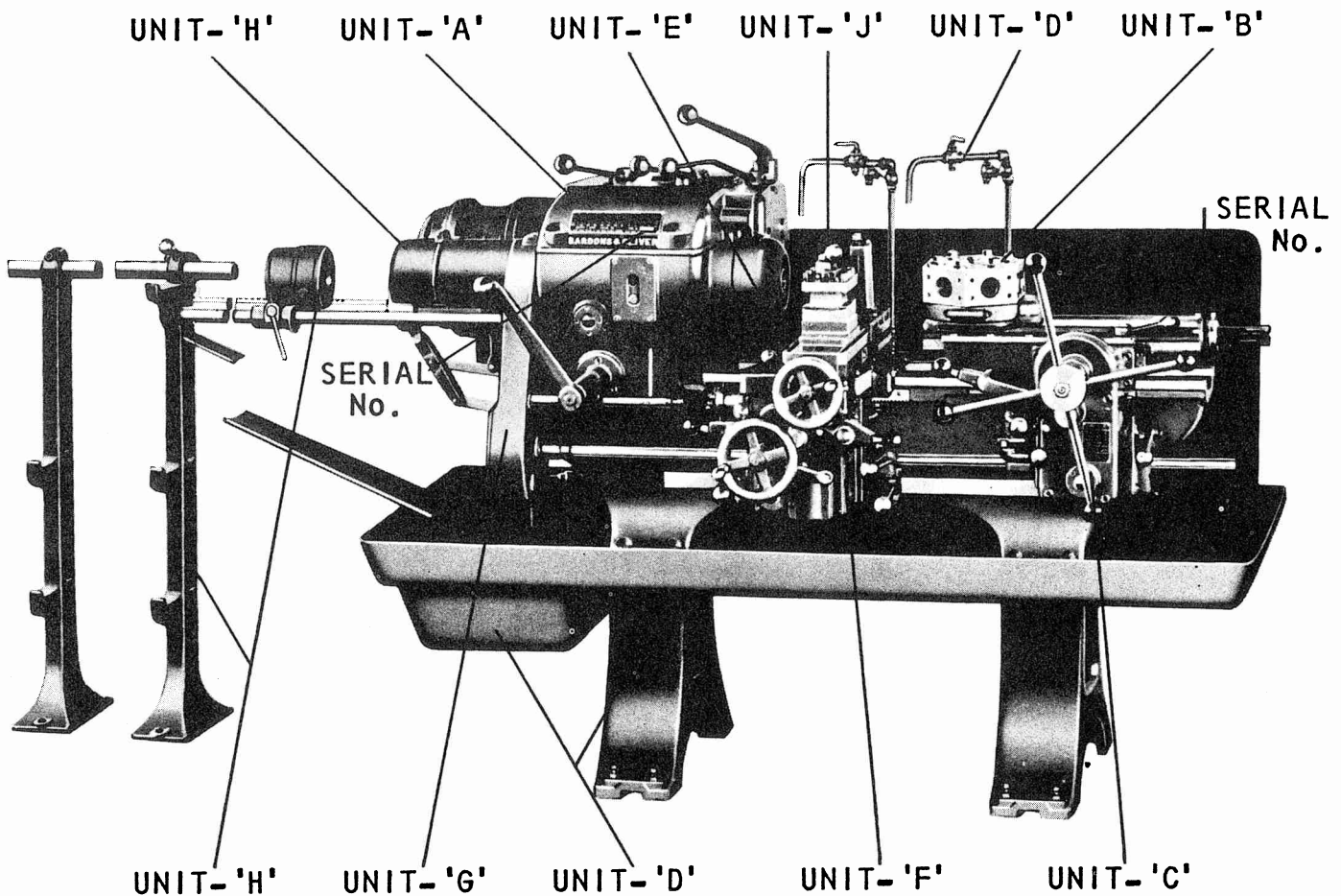
OHIO

5800 HARPER ROAD

SOLON, OHIO 44139

440-498-5800 FAX 440-498-2001

#3 UNIVERSAL TURRET LATHE PARTS CATALOG



In order to maintain accuracy and finish requirements of today, it is necessary and economical to replace worn parts. This catalog has been prepared to simplify the ordering of repair parts.

WHEN ORDERING: -

1. SPECIFY AMOUNT WANTED
2. GIVE SERIAL NUMBER OF MACHINE *
3. GIVE NUMBER AND NAME OF PART EXACTLY AS SHOWN IN CATALOG

EXAMPLE: -

Required: - Two cluster gear for the Head End Bracket.

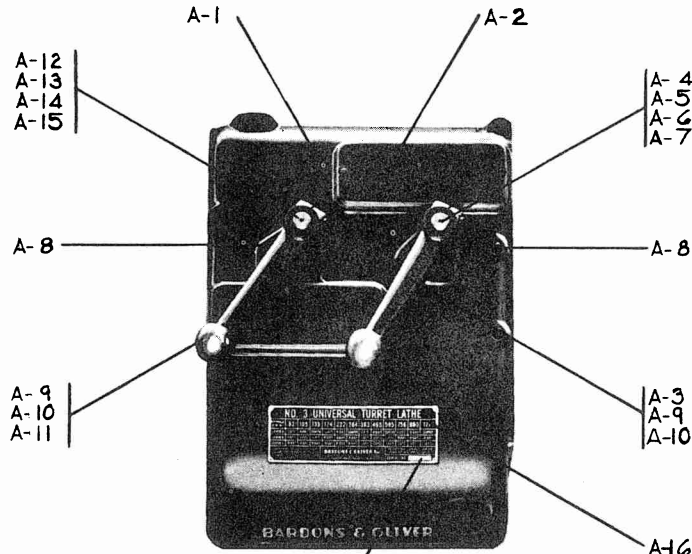
ORDER: -

1. Repair part for #3 U.T.L.
Serial #18726
G-13 Two Cluster Gear 19T & 32T.

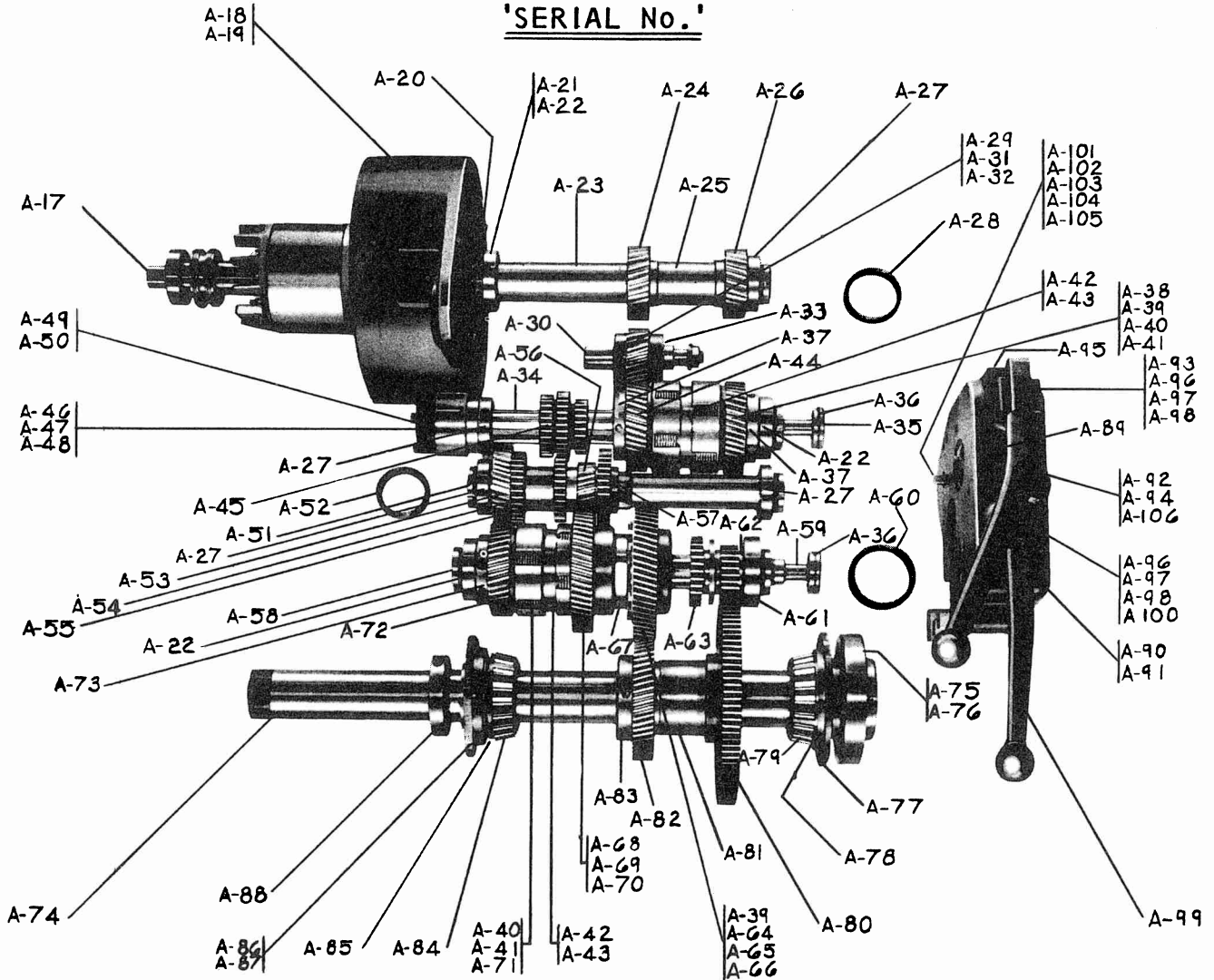
As some parts are fitted in assembly, these parts will be sent finished as far as possible with allowance for fitting where required.

* THE SERIAL NUMBER OF EACH MACHINE IS STAMPED ON THE NAME PLATE AND ON THE END OF THE REAR BEDWAY.

HEAD-UNIT 'A'



'SERIAL No.'



HEAD — UNIT 'A'

HOUSING ASSEMBLY

A- 1 Housing
A- 2 Cover
A- 3 Gear Shift Lever "C"
A- 4 Lever Shaft
A- 5 Fork Lever
A- 6 Fork
A- 7 Fork Collar
A- 8 Detent Plug
A- 9 Detent Spring
A- 10 Steel Ball
A- 11 Clutch lever "A"
A- 12 Lever Shaft
A- 13 Fork lever
A- 14 Fork
A- 15 Fork Collar
A- 16 Speed Plate

MOTOR SHAFT ASSEMBLY

A- 17 Motor Shaft
A- 18 Motor Bracket
A- 19 V-Belt Sheave
A- 20 Oil Retainer
A- 21 Bearing Spacer
A- 22 Ball Bearing SKF 6208
A- 23 Shaft Spacer
A- 24 Gear 34T
A- 25 Gear Spacer
A- 26 Gear 36T
A- 27 Ball Bearing SKF 6207
A- 28 Bearing Spacer

IDLER GEAR ASSEMBLY

A- 29 Idler Gear 28T
A- 30 Gear Stud
A- 31 Ball Bearing SKF 6205
A- 32 Bearing Spacer
A- 33 Shaft Spacer

FORWARD & REVERSE CLUTCH SHAFT ASSEMBLY

A- 34 Reverse Clutch Shaft
A- 35 Clutch Plunger
A- 36 Plunger Spool
A- 37 Adjusting Nut
A- 38 Forward Clutch Gear 45T
A- 39 Ball Bearing SKF 5210-R
A- 40 Steel Clutch Disc
A- 41 Bronze Clutch Disc
A- 42 Clutch Spacer
A- 43 Clutch Finger
A- 44 Reverse Clutch Gear 43T
A- 45 Three Cluster Gear 30T - 34T - 26T
A- 46 Brake Cup
A- 47 Brake Cone
A- 48 Brake Spring
A- 49 Inner Shoe
A- 50 Outer Shoe

INTERMEDIATE SHAFT ASSEMBLY

A- 51 Intermediate Shaft
A- 52 Bearing Spacer
A- 53 Gear 41T

INTERMEDIATE SHAFT ASSEMBLY--Continued

A- 54 Gear 35T
A- 55 Gear 31T
A- 56 Gear 26T
A- 57 Gear 39T

HIGH & LOW CLUTCH SHAFT ASSEMBLY

A- 58 Hi-Lo Clutch Shaft
A- 59 Clutch Plunger
A- 60 Bearing Spacer
A- 61 Ball Bearing SKF 6308
A- 62 Stop Spacer
A- 63 Tooth Clutch Pinion 25T & 30T
A- 64 Tooth Clutch Gear 66T
A- 65 Bearing Retainer
A- 66 Shaft Spacer
A- 67 Adjusting Nut
A- 68 Low Clutch Gear 60T
A- 69 Ball Bearing SKF 5211-R
A- 70 Clutch Spacer
A- 71 Clutch Spacer
A- 72 High Clutch Gear 45T
A- 73 Adjusting Nut

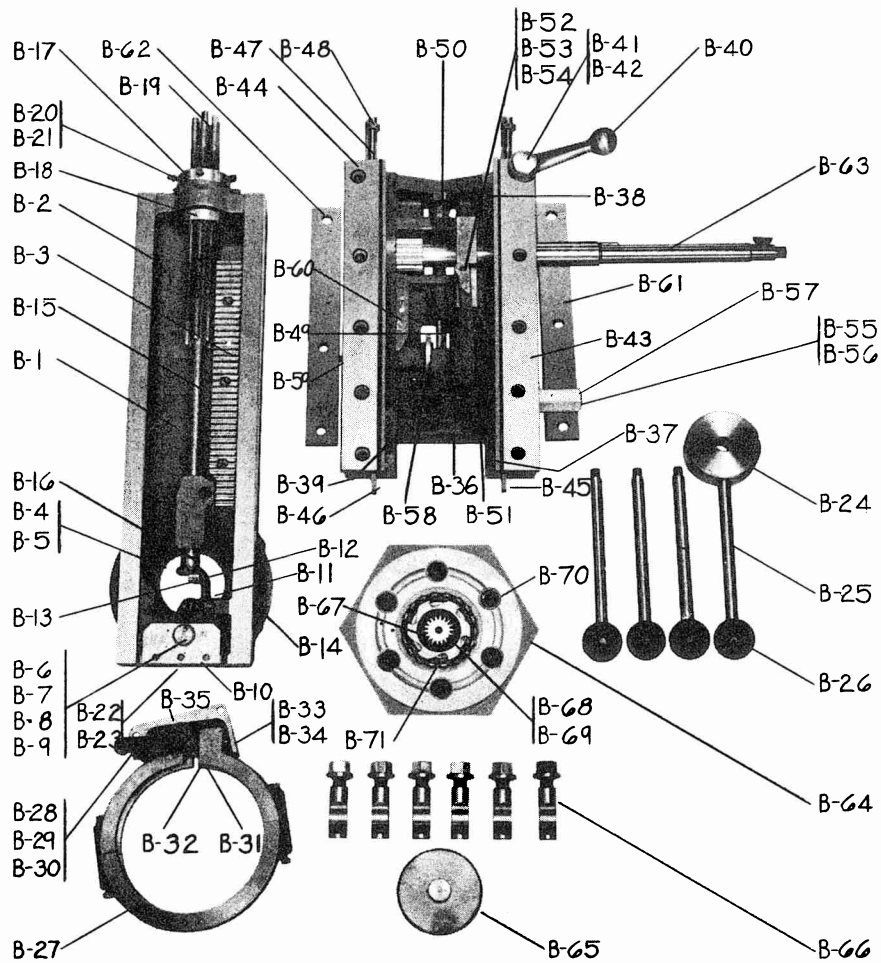
SPINDLE ASSEMBLY

A- 74 Spindle
A- 75 Driving Button
A- 76 Button Screw
A- 77 Bearing Closer
A- 78 Oil Thrower
A- 79 Timken Roller Bearing 563-567
A- 80 Spindle Gear 102T
A- 81 Gear Spacer
A- 82 Spindle Gear 61T
A- 83 Adjusting Nut
A- 84 Timken Roller Bearing 552A-560
A- 85 Oil Thrower
A- 86 Oil Retainer
A- 87 Bearing Closer
A- 88 Adjusting Nut

REVERSE CLUTCH BRACKET ASSEMBLY

A- 89 Clutch Lever Bracket
A- 90 Cover
A- 91 Oiler Stud
A- 92 Clutch Lever
A- 93 Fork Stud
A- 94 Lock Pin
A- 95 Lock Block
A- 96 Fork Lever
A- 97 Fork
A- 98 Fork Collar
A- 99 Hi-Lo Clutch Lever
A-100 Lever Shaft
A-101 Oil Pump Gear 13T
A-102 Gear Stud
A-103 Oil Pump Pinion
A-104 Pinion Bushing
A-105 Pump Plate
A-106 Lever Spring

TURRET, SLIDE & SADDLE — UNIT 'B'



TURRET SLIDE ASSEMBLY

B- 1	Turret Slide
B- 2	Slide Way
B- 3	Rack
B- 4	Locating Ring
B- 5	Ring Pin and Spring
B- 6	Lockbolt
B- 7	Lockbolt Spring
B- 8	Lockbolt Sleeve
B- 9	Sleeve Screw
B-10	Chip Guard
B-11	Lockbolt Lever
B-12	Lever Roller
B-13	Lever Collar
B-14	Lever Pin
B-15	Bevel Gear Shaft
B-16	Bevel Gear 18T
B-17	Stop Screw Carrier
B-18	Carrier Nut
B-19	Stop Screw
B-20	Binder Screw
B-21	Binder Shoe
B-22	Rubber Apron Guard
B-23	Guard Support
B-24	Turnstile Hub
B-25	Turnstile Handle
B-26	Bakelite Ball

CLAMP RING ASSEMBLY

B-27	Clamp Ring
B-28	Clamp Lever
B-29	Clamp Roller
B-30	Roller Collar
B-31	Clamp Spreader
B-32	Spreader Plate
B-33	Clamp Spring
B-34	Clamp Spring Bolt
B-35	Guard

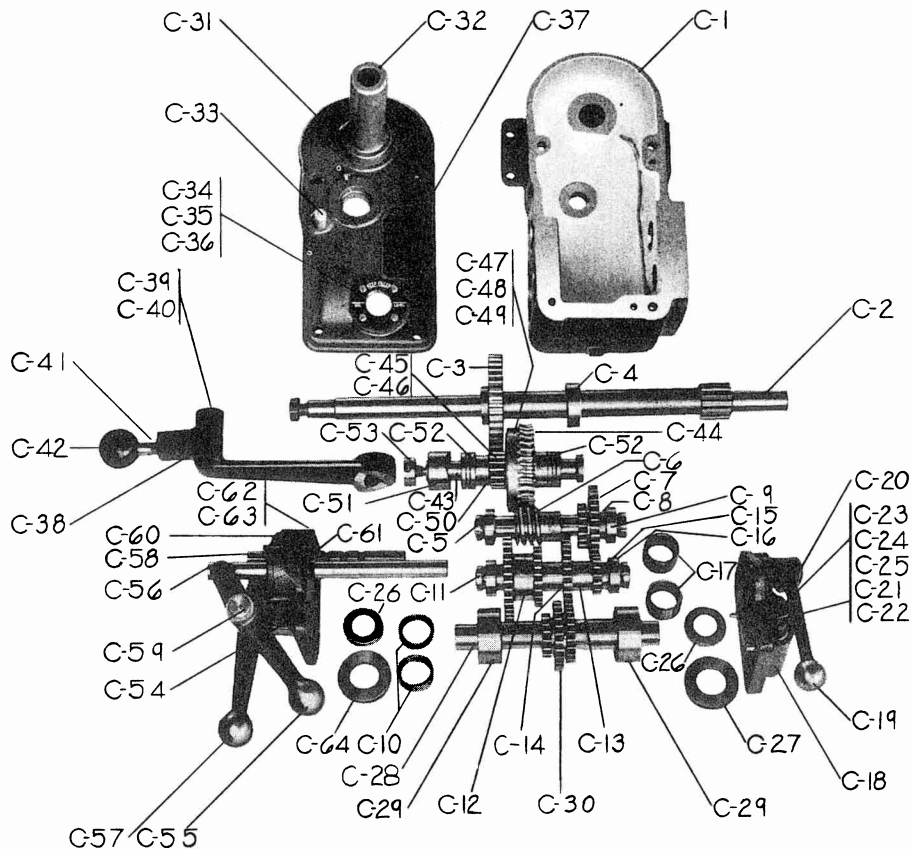
SADDLE ASSEMBLY

B-36	Saddle
B-37	Long Front Way
B-38	Short Front Way
B-39	Rear Way
B-40	Binder Lever
B-41	Binder Stud
B-42	Binder Screw
B-43	Front Upper Saddle Cap
B-44	Rear Upper Saddle Cap
B-45	Front Gib
B-46	Rear Gib
B-47	Gib Stud
B-48	Gib Nut
B-49	Stop Rod
B-50	Indexing Screw Stop
B-51	Pawl
B-52	Pawl Pivot
B-53	Pawl Stop Pin
B-54	Spring
B-55	Feed Knockout Rod
B-56	Knockout Spring
B-57	Knockout Rod Plug
B-58	Tumbler
B-59	Tumbler Screw
B-60	Clamp Cam
B-61	Front Lower Saddle Cap
B-62	Rear Lower Saddle Cap
B-63	Pinion Shaft

HEXAGON TURRET ASSEMBLY

B-64	Turret
B-65	Turret Cover
B-66	Binder Bolt
B-67	Ratchet
B-68	Bevel Gear 18T
B-69	Bevel Gear Nut
B-70	Lockbolt Bushing
B-71	Timken Roller Bearing Cone #387

SADDLE APRON — UNIT 'C'



PINION SHAFT ASSEMBLY

- C- 1 Apron Gear Box
- C- 2 Pinion Shaft 15T
- C- 3 Pinion Shaft Gear 50T
- C- 4 Locating Sleeve

WORM SHAFT ASSEMBLY

- C- 5 Worm Shaft
- C- 6 Worm
- C- 7 Two Cluster Sliding Gear 18T & 33T
- C- 8 Gear Stop Spacer
- C- 9 Ball Bearing SKF 6203
- C-10 End Bearing Spacer

INTERMEDIATE SHAFT ASSEMBLY

- C-11 Intermediate Shaft
- C-12 Two Cluster Gear 24T & 35T
- C-13 Two Cluster Gear 15T & 30T
- C-14 Center Gear Spacer
- C-15 End Gear Spacer
- C-16 Ball Bearing SKF 6203
- C-17 End Bearing Spacer

PUMP BRACKET ASSEMBLY

- C-18 Pump Bracket
- C-19 Pump Lever
- C-20 Lever Bushing
- C-21 Lever Plunger
- C-22 Packing Gland
- C-23 Spring Plunger
- C-24 Spring
- C-25 Screw Plug
- C-26 Oil Seal
- C-27 Bearing Retainer

HOLLOW FEED SHAFT ASSEMBLY

- C-28 Hollow Feed Shaft
- C-29 Roller Bearing Hyatt 17012
- C-30 Three Cluster Gear 16T - 28T - 22T

COVER ASSEMBLY

- C-31 Apron Cover
- C-32 Turnstile Sleeve
- C-33 Stop Pin
- C-34 Oil Gage Cover
- C-35 Gage Glass
- C-36 Gage Gasket
- C-37 Feed Plate

POWER FEED LEVER ASSEMBLY

- C-38 Power Feed Lever
- C-39 Plunger
- C-40 Plunger Spring
- C-41 Handle
- C-42 Bakelite Ball

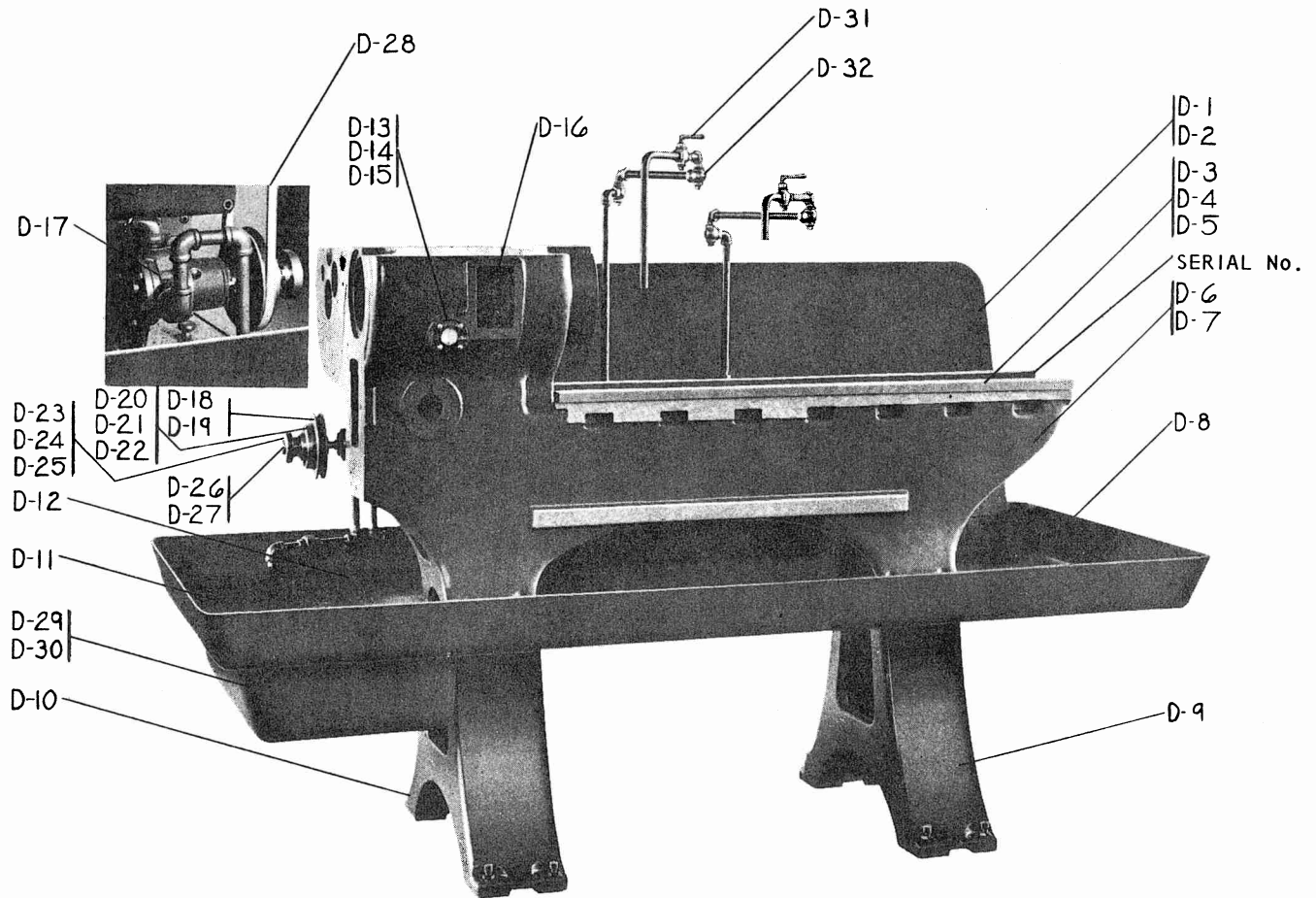
WORM GEAR SHAFT ASSEMBLY

- C-43 Worm Gear Shaft
- C-44 Worm Gear 36T
- C-45 Friction Gear 15T
- C-46 Friction Gear Bushing
- C-47 Friction Clutch
- C-48 Clutch Plug
- C-49 Clutch Spring
- C-50 Bronze Bushing
- C-51 Lever Cam
- C-52 Thrust Bearing MRC 4-B-8
- C-53 Binder Nut

LEVER BRACKET ASSEMBLY

- C-54 Lever Bracket
- C-55 Upper Lever
- C-56 Upper Shift Rod
- C-57 Lower Lever
- C-58 Lower Shift Rod
- C-59 Lever Stud
- C-60 Lever Bracket Cover
- C-61 Oil Seal
- C-62 Detent Spring
- C-63 Steel Ball
- C-64 Bearing Retainer

BED, PAN & LEGS — COOLANT PUMP & PIPING — UNIT 'D'



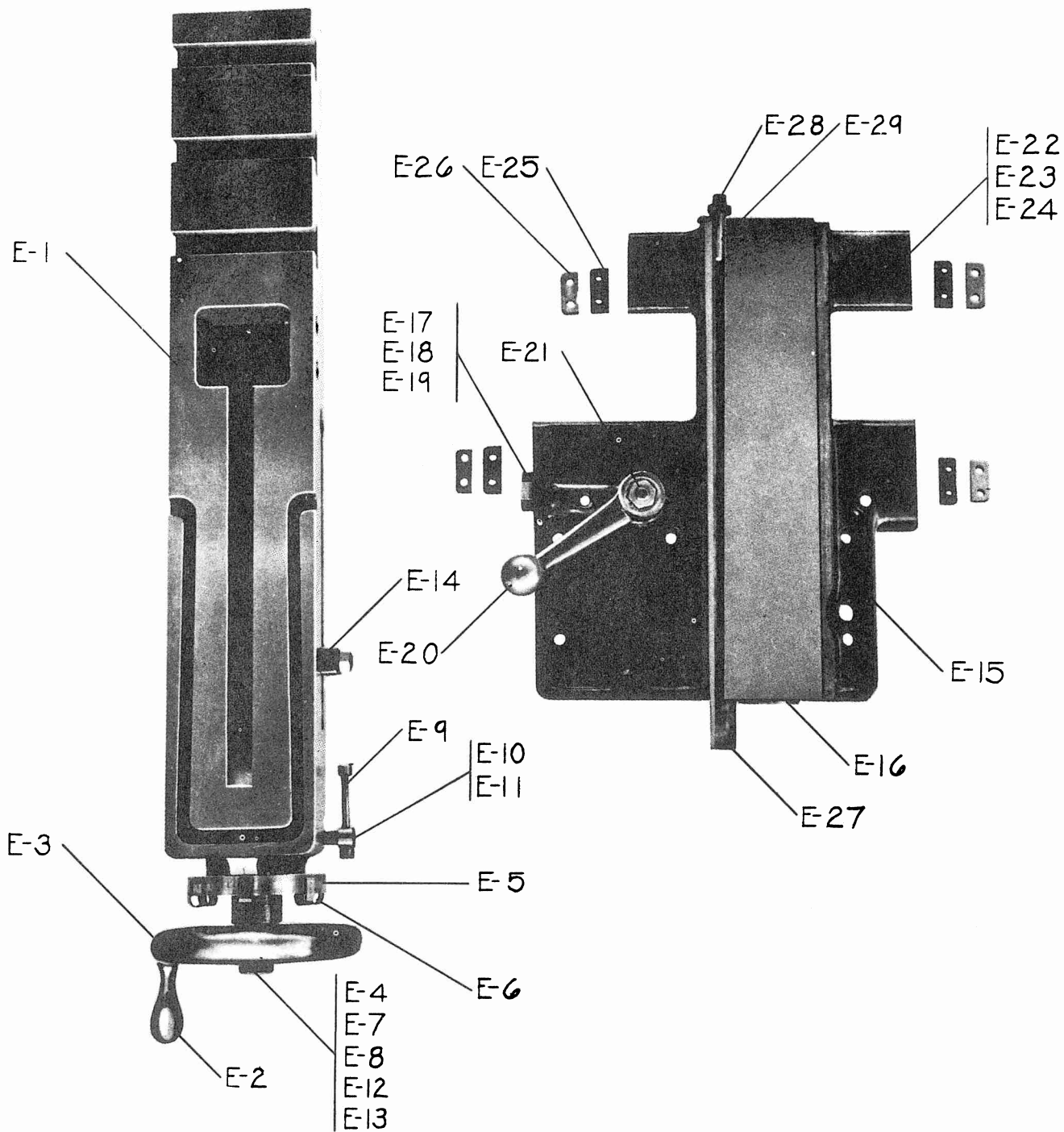
BED, PAN & LEGS

D- 1	Rear Splash Guard
D- 2	Side Splash Guard
D- 3	Front Steel Bedway
D- 4	Rear Steel Bedway
D- 5	Bedway Stud
D- 6	Bed with Integral Cast Ways
D- 7	Bed with Steel Bedways
D- 8	Chip Pan
D- 9	Front Leg
D-10	Rear Leg
D-11	Pan Plate
D-12	Strainer Plate
D-13	Oil Gage Cover
D-14	Gage Glass
D-15	Gage Gasket
D-16	Bakelite Switch Cover (Not Shown)

COOLANT PUMP & PIPING

D-17	Viking Pump	EGCC
D-18	Sheave	
D-19	Ball Bearing	MRC-5205 F
D-20	Driving Clutch	
D-21	Locknut	SKF N-05
D-22	Lockwasher	SKF W-05
D-23	Driven Clutch	
D-24	Detent Spring	
D-25	Steel Ball	
D-26	Stop Screw	
D-27	Shaft	
D-28	V - Belt	
D-29	Strainer Body	
D-30	Strainer Screen	
D-31	Stop Cock	
D-32	Swing Joint	

CROSS SLIDE & CARRIAGE — UNIT 'E'



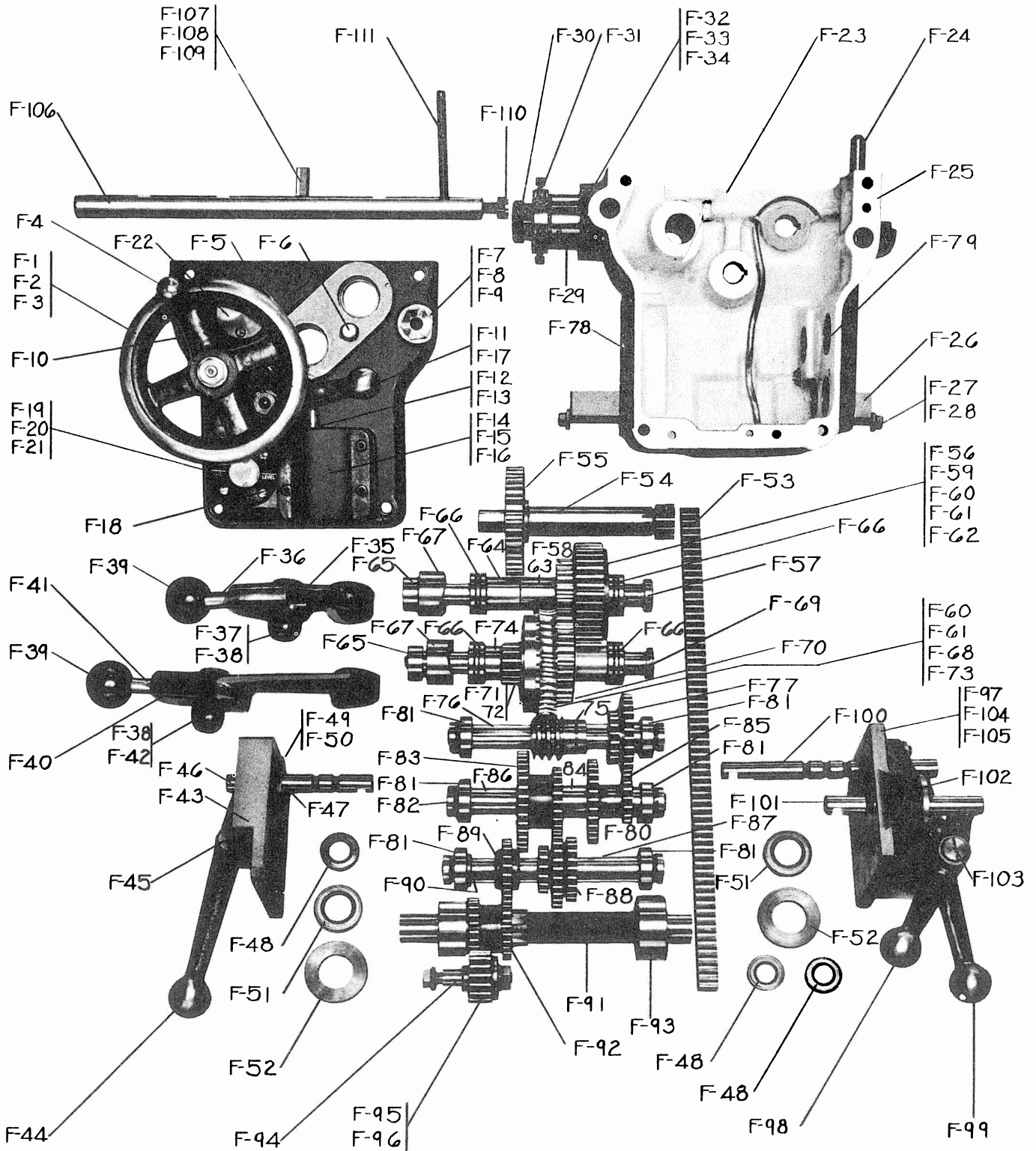
CROSS SLIDE ASSEMBLY

- E-1 Cross Slide
- E-2 Balcrank Handle
- E-3 Handwheel
- E-4 Feed Screw
- E-5 Micrometer Dial
- E-6 Dial Clip
- E-7 Ball Bearing -- .MRC 7303
- E-8 Bearing Spacer
- E-9 Binder Handle
- E-10 Binder Screw
- E-11 Binder Shoe
- E-12 Binder Bearing Spacer
- E-13 Feed Screw Gear
- E-14 Trip Dog

CARRIAGE ASSEMBLY

- E-15 Carriage
- E-16 Feed Screw Nut
- E-17 Front Cap
- E-18 Front Cap Gib
- E-19 Gib Screw
- E-20 Binder Handle
- E-21 Binder Handle Screw
- E-22 Rear Cap
- E-23 Rear Cap Gib
- E-24 Gib Screw
- E-25 Wiper
- E-26 Wiper Cap
- E-27 Gib
- E-28 Gib Nut
- E-29 Gib Stud

CARRIAGE APRON—UNIT 'F'



CARRIAGE APRON — UNIT 'F'

APRON COVER ASSEMBLY

F- 1 Handwheel
F- 2 Handwheel Sleeve
F- 3 Pinion Shaft 12T
F- 4 Balcrank Handle
F- 5 Apron Cover
F- 6 Stop Pin
F- 7 Knockout Plug
F- 8 Knockout Spring
F- 9 Cross Feed Knockout Rod
F- 10 Longitudinal Feed Knockout Rod
F- 11 Pump Lever
F- 12 Lever Plunger
F- 13 Packing Gland
F- 14 Spring Plunger
F- 15 Spring
F- 16 Screw Plug
F- 17 Stud
F- 18 Pump Body
F- 19 Oil Gage Cover
F- 20 Gage Glass
F- 21 Gage Gasket
F- 22 Pinion Shaft Cover

APRON GEAR BOX ASSEMBLY

F- 23 Apron Gear Box
F- 24 Trip Pin
F- 25 Feed Chart
F- 26 Side Way Gib
F- 27 Gib Stud
F- 28 Gib Nut
F- 29 Stop Screw Carrier
F- 30 Stop Screw
F- 31 Binder Screw
F- 32 Detent Screw
F- 33 Detent Spring
F- 34 Steel Ball

CROSS & LONGITUDINAL FEED LEVER ASSEMBLY

F- 35 Cross Feed Lever
F- 36 Handle
F- 37 Plunger
F- 38 Plunger Spring
F- 39 Bakelite Ball
F- 40 Longitudinal Feed Lever
F- 41 Handle
F- 42 Plunger

REVERSE LEVER ASSEMBLY

F- 43 Lever Bracket
F- 44 Reverse Lever
F- 45 Lever Bushing
F- 46 Gear Shift Rod
F- 47 Rod Spacer
F- 48 Oil Seal
F- 49 Detent Spring
F- 50 Steel Ball
F- 51 Oil Seal
F- 52 Bearing Closer

RACK & PINION ASSEMBLY

F- 53 Rack
F- 54 Pinion Shaft 12T
F- 55 Pinion Shaft Gear 40T

FRICITION GEAR SHAFT ASSEMBLY

F- 56 Friction Gear 38T
F- 57 Friction Gear Shaft
F- 58 Clutch Gear 26T
F- 59 Clutch Friction
F- 60 Friction Plug
F- 61 Friction Spring

FRICITION GEAR SHAFT ASSEMBLY - Continued

F- 62 Friction Gear Bushing
F- 63 Clutch Gear Bushing
F- 64 Bronze Spacer
F- 65 Binder Nut
F- 66 Thrust Bearing MRC 4-B-8
F- 67 Lever Cam

WORM GEAR SHAFT ASSEMBLY

F- 68 Worm Gear 36T
F- 69 Worm Gear Shaft
F- 70 Gear 29T
F- 71 Clutch Gear 15T
F- 72 Clutch Gear Bushing
F- 73 Friction Clutch
F- 74 Spacer

WORM SHAFT ASSEMBLY

F- 75 Worm
F- 76 Worm Shaft
F- 77 Two Cluster Gear 18T & 33T
F- 78 Bearing Spacer
F- 79 Bearing Spacer
F- 80 Gear Stop Spacer
F- 81 Ball Bearing SKF 6203

INTERMEDIATE SHAFT ASSEMBLY

F- 82 Intermediate Shaft
F- 83 Two Cluster Gear 24T & 36T
F- 84 Gear Spacer
F- 85 Two Cluster Gear 15T & 30T
F- 86 Spacer

THREE CLUSTER GEAR SHAFT ASSEMBLY

F- 87 Three Cluster Gear Shaft
F- 88 Three Cluster Gear 16T -28T -22T
F- 89 Reverse Gear 21T
F- 90 Gear Stop Spacer

HOLLOW FEED SHAFT ASSEMBLY

F- 91 Hollow Feed Shaft
F- 92 Two Cluster Gear 21T-21T
F- 93 Roller Bearing Hyatt 17012

IDLER GEAR SHAFT ASSEMBLY

F- 94 Idler Shaft
F- 95 Idler Gear 18T
F- 96 Ball Bearing SKF 6202

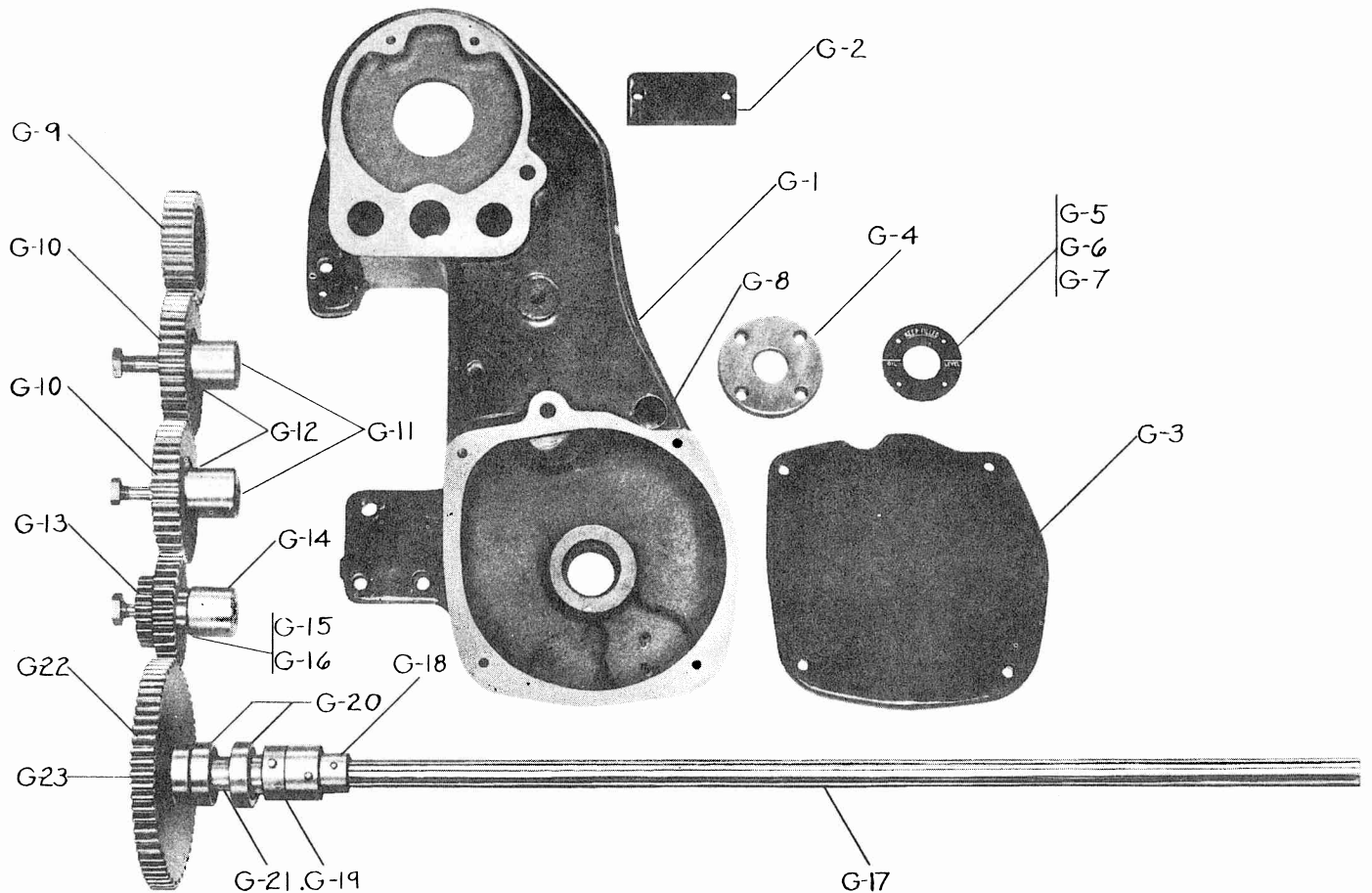
CROSS & LONGITUDINAL LEVER BRACKET ASSEMBLY

F- 97 Bracket
F- 98 Gear Shift Lever "E"
F- 99 Gear Shift Lever "D"
F-100 Gear Shift Rod
F-101 Gear Shift Rod
F-102 Seal Closer
F-103 Lever Stud
F-104 Detent Spring
F-105 Steel Ball

STOP ROD ASSEMBLY

F-106 Stop Rod
F-107 Plunger
F-108 Spring
F-109 Screw Plug
F-110 Stop Rod Screw
F-111 Lever

HEAD END BRACKET — UNIT 'G'



GEAR BOX

- G- 1 Head End Bracket
- G- 2 Top Cover
- G- 3 End Cover
- G- 4 Bearing Closer
- G- 5 Oil Gage Cover
- G- 6 Gage Glass
- G- 7 Gage Gasket
- G- 8 Sleeve

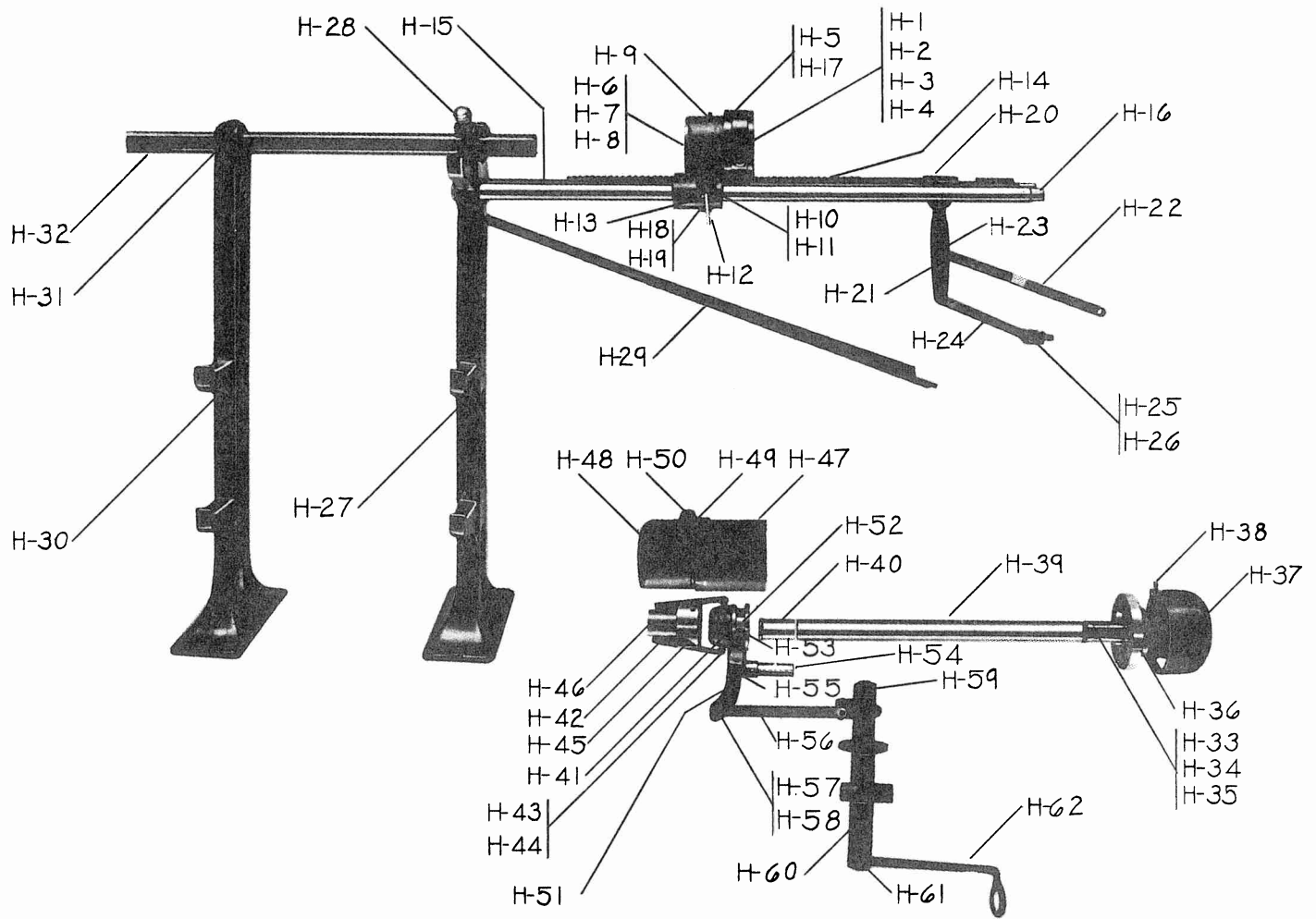
GEAR TRAIN

- G- 9 Spindle Gear 32T
- G-10 Intermediate Gear 40T
- G-11 Intermediate Gear Stud
- G-12 Ball Bearing SKF 5302
- G-13 Two Cluster Gear 19T & 32T
- G-14 Two Cluster Gear Stud
- G-15 Ball Bearing SKF 6202
- G-16 Ball Bearing Spacer

FEED SHAFT ASSEMBLY

- G-17 Feed Shaft
- G-18 Right Hand Safety Coupling
- G-19 Left Hand Safety Coupling
- G-20 Ball Bearing SKF 6204
- G-21 Ball Bearing Spacer
- G-22 Change Gear 64T or 76T
- G-23 Feed Shaft Extension

AUTOMATIC CHUCK & RATCHET BAR FEED — UNIT 'H'



REVOLVING HEAD ASSEMBLY

- H- 1 Revolving Head
- H- 2 Chuck Plate
- H- 3 Chuck Jaw
- H- 4 Chuck Screw
- H- 5 Front Bearing Closer
- H- 6 Ball Bearing MRC-210 MF
- H- 7 Ball Bearing Spacer
- H- 8 Rear Bearing Closer
- H- 9 Sliding Head
- H-10 Latch
- H-11 Latch Spring
- H-12 Handle
- H-13 Stop Pin
- H-14 Ratchet
- H-15 Ratchet Support Bar
- H-16 Support Bar
- H-17 Chuck Guard
- H-18 Shoe
- H-19 Shoe spring

FEED LINK ASSEMBLY

- H-20 Ratchet Pusher
- H-21 Pusher Lever
- H-22 Lever Link
- H-23 Link Pin
- H-24 Pivot Link
- H-25 Pivot Fork
- H-26 Fork Pin

BAR FEED STAND ASSEMBLY

- H-27 Front Bar Stand
- H-28 Lever
- H-29 Drip Trough
- H-30 Rear Bar Stand
- H-31 Stand Head
- H-32 Support Tube

MASTER COLLET ASSEMBLY

- H-33 Master Collet
- H-34 False Jaw
- H-35 False Jaw Screw
- H-36 Collet Hood
- H-37 Guard
- H-38 Guard Pin

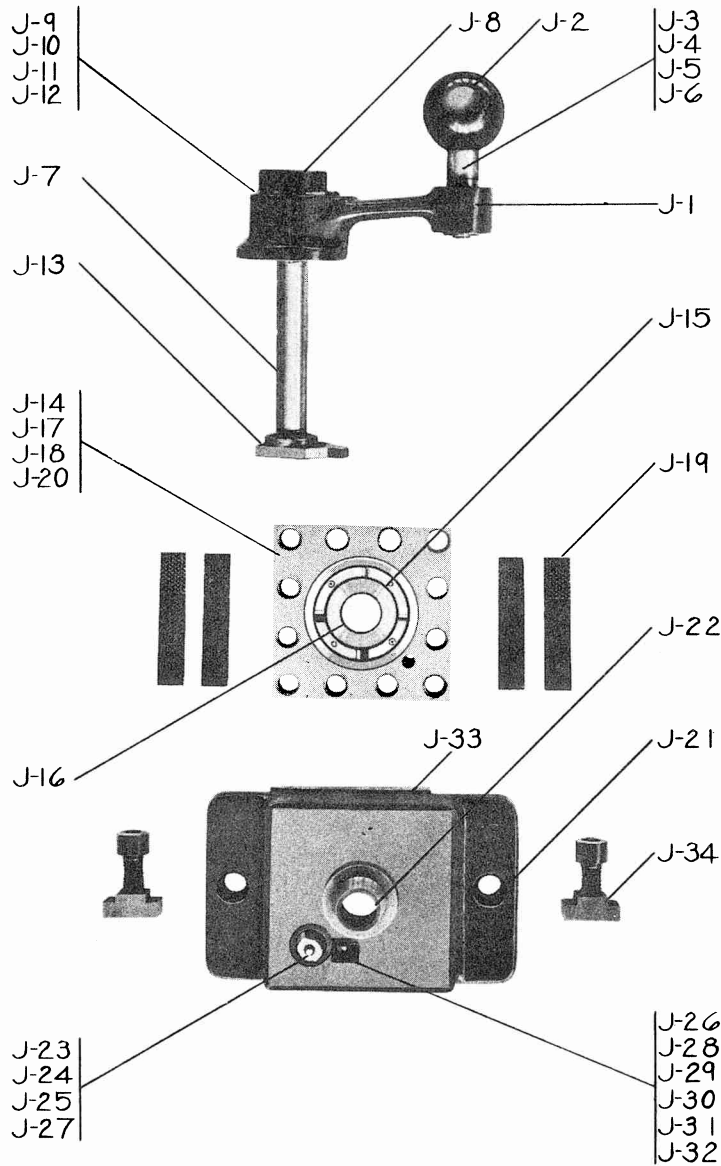
WEDGE ASSEMBLY

- H-39 Plunger
- H-40 Abutment Sleeve
- H-41 Wedge
- H-42 Finger
- H-43 Finger Roller
- H-44 Roller Pin
- H-45 Pivot Pin
- H-46 Finger Holder
- H-47 Spindle Guard
- H-48 Guard Cap
- H-49 Hinge
- H-50 Hinge Pin

YOKE ASSEMBLY

- H-51 Yoke
- H-52 Shoe
- H-53 Shoe Stud
- H-54 Yoke Pivot
- H-55 Pivot Pin
- H-56 Link
- H-57 Link Pin
- H-58 Link Spacer
- H-59 Crank
- H-60 Sleeve
- H-61 Shaft
- H-62 Lever

SQUARE TURRET — UNIT 'J'



INDEXING LEVER ASSEMBLY

J- 1	Indexing Lever
J- 2	Bakelite Ball
J- 3	Ball Stud
J- 4	Ball Collar
J- 5	Ball Sleeve
J- 6	Screw Collar
J- 7	Center Stud
J- 8	Stud Collar
J- 9	Collar Plunger
J-10	Collar Plunger Spring
J-11	Index Plunger
J-12	Index Plunger Spring
J-13	Lockbolt Cam
J-14	Square Turret
J-15	Index Plate
J-16	Adjusting Sleeve
J-17	Detent Pin
J-18	Detent Pin Spring

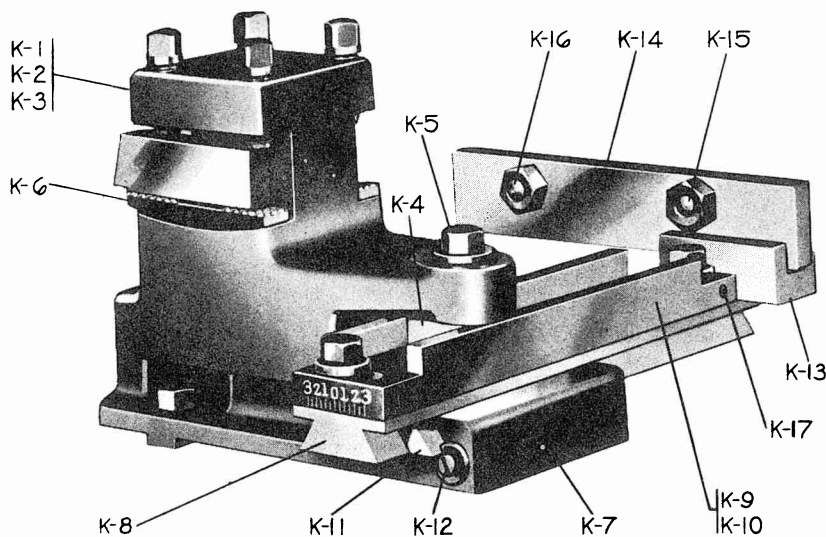
INDEX LEVER ASSEMBLY--Continued

J-19	Tool Rocker
J-20	Lockbolt Bushing

BASE ASSEMBLY

J-21	Base
J-22	Sleeve
J-23	Lockbolt
J-24	Lockbolt Spring
J-25	Lockbolt Sleeve
J-26	Lockbolt Lever
J-27	Screw Plug
J-28	Tumbler
J-29	Tumbler Pin
J-30	Tumbler Plunger
J-31	Spring
J-32	Tumbler Pivot Screw
J-33	Bottom Plate
J-34	Tee Nut

CROSS SLIDE TAPER ATTACHMENT - UNIT 'K'



TOOL SLIDE ASSEMBLY

- K- 1 Tool Slide
- K- 2 Gib
- K- 3 Gib Screw
- K- 4 Follower
- K- 5 Follower Stud
- K- 6 Rocker

SWIVEL ASSEMBLY

- K- 7 Base
- K- 8 Swivel Slide
- K- 9 Swivel Plate
- K-10 Swivel Stud
- K-11 Gib
- K-12 Gib Screw
- K-13 Yoke
- K-14 Bracket
- K-15 Short Bracket Stud
- K-16 Long Bracket Stud
- K-17 Adjusting Screw

CARRIAGE TAPER ATTACHMENT - UNIT 'L'

BINDER LEVER ASSEMBLY

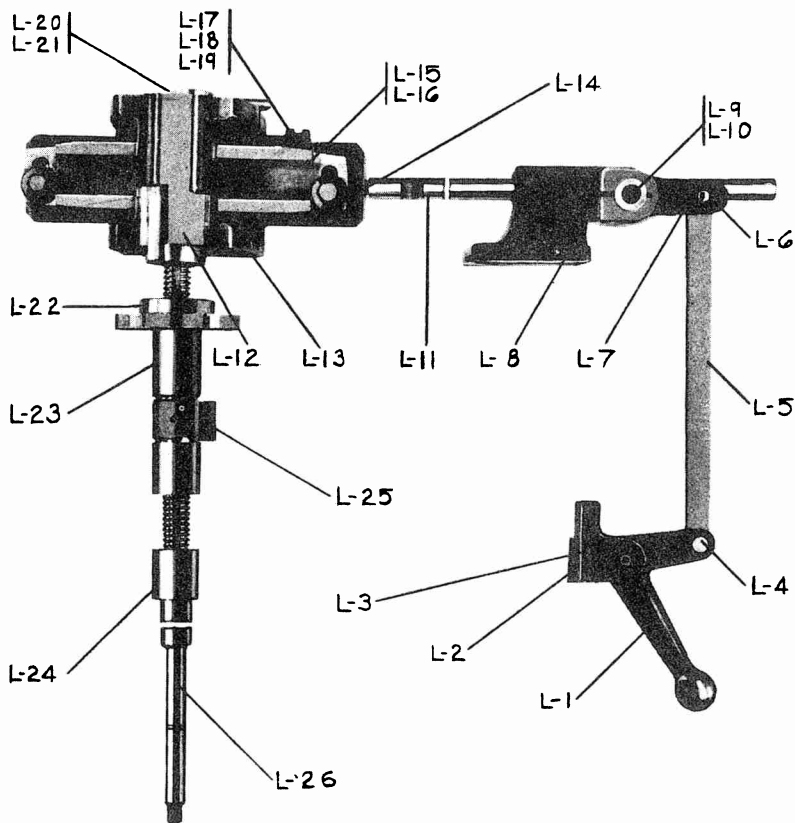
- L- 1 Lever
- L- 2 Lever Hinge
- L- 3 Hinge Bushing
- L- 4 Link Pin
- L- 5 Link
- L- 6 Link Pin
- L- 7 Binder Lever
- L- 8 Bracket
- L- 9 Binder Bolt
- L-10 Binder Nut
- L-11 Bar

SWIVEL ASSEMBLY


- L-12 Carriage Bracket
- L-13 Swivel Bracket
- L-14 Swivel Slide
- L-15 Swivel Plate
- L-16 Swivel Stud
- L-17 Gib
- L-18 Gib Nut
- L-19 Gib Stud
- L-20 Dovetail Binder
- L-21 Binder Nut

COMPENSATING NUT ASSEMBLY

- L-22 Compensating Nut
- L-23 Feed Screw Nut
- L-24 Feed Gear Spacer
- L-25 Follower
- L-26 Feed Screw



CARRIAGE THREAD CHASING ATTACHMENT — UNIT 'M'



BRACKET ASSEMBLY

M- 1	Bracket
M- 2	Trip Pin
M- 3	Trip Pin Lever
M- 4	Trip Lever Shaft
M- 5	Trip Lever
M- 6	Knockout Rod
M- 7	Knockout Rod Spring
M- 8	Knockout Plug
M- 9	Leader
M-10	Leader Nut

FOLLOWER ASSEMBLY

M-11	Power Feed Lever
M-12	Follower
M-13	Pivot Pin
M-14	Pivot Pin Spring
M-15	Plunger
M-16	Plunger Spring
M-17	Handle
M-18	Bakelite Ball
M-19	Stop Pin

WHEN ORDERING: -

1. SPECIFY AMOUNT WANTED
2. GIVE SERIAL NUMBER OF MACHINE *
3. NUMBER AND NAME OF PART EXACTLY AS SHOWN IN CATALOG.

* THE SERIAL NUMBER OF EACH MACHINE IS STAMPED ON THE NAME PLATE AND ON THE END OF THE REAR BED WAY.