

Name:

# The Parade

*Celebrating Cultural Diversity*



OFFICIAL OKLAHOMA PRODUCT DO NOT REPRODUCE

# STORYPATH®

**Program Author:** Margit E. McGuire, Ph.D., Professor of Teacher Education, Seattle University

**Program Consultants:** Katherine L. Schlick Noe, Ph.D., Professor and Director of Literacy, Seattle University; H. “Sonny” Carreno, B.A. Education, Licensed Instructor, English as a Second/New Language (Texas, Wisconsin, Indiana)

**Program Management:** Morrison BookWorks LLC

**Program Design:** Herman Adler Design

OFFICIAL OKLAHOMA ADOPTION REVIEW  
DO NOT REPRODUCE

© 2006, 2016 by Storypath  
All rights reserved.

Printed in the United States of America

Social Studies School Service  
10200 Jefferson Boulevard, P.O. Box 802  
Culver City, CA 90232-0802  
United States of America

(310) 839-2436  
(800) 421-4246

[www.teachstorypath.com](http://www.teachstorypath.com)

Only those pages intended for student use as handouts may be reproduced by the teacher who has purchased this volume. No part of this publication may be reproduced, stored in a retrieval system, or transmitted, in any form or by any means—electronic, mechanical, photocopying, recording—without prior written permission from the publisher.

Links to online sources are provided in the teacher pages and text. Please note that these links were valid at the time of production, but the websites may have since been discontinued.

**Cover Photos:**

Background: Frank Kovalchek, used under the Creative Commons Attribution 2.0 Generic license  
Top, Right: Jeff Muceus, used under the Creative Commons Attribution-Share Alike 2.0 Generic license

# PORTFOLIO

## The Parade: Celebrating Cultural Diversity

### Episode 1

Parade Poem .....	4
Word Bank: The Parade .....	5

### Episode 2

Designing the Float.....	6
Concept Map.....	7
Assess Your Float .....	8
Word Bank: The Invitation .....	9
Writing: The Invitation .....	10

### Episode 3

Word Bank: Parade Participants .....	11
--------------------------------------	----

### Episode 4

Promoting the Parade .....	12
Word Bank: Promoting the Parade .....	14
Draft: Promoting the Parade .....	15

### Episode 5

Solving the Problem.....	16
--------------------------	----

### Episode 6

The Parade.....	17
-----------------	----

<b>Glossary</b> .....	19
-----------------------	----

OFFICIAL OKLAHOMA ADOPTION REVIEW  
DO NOT REPRODUCE

## PARADE POEM

### PARADE

A band is playing  
out in the street;

Horns are tooting  
and big drums beat.

A little fife  
plays a merry tune,  
up and down,  
all afternoon.

Behind the band  
the marchers come,

With flags and banners,  
and kettle drum.

People line up  
by the curb to see;

They wave their hands  
excitedly.

Windows fly open  
and heads pop out;

People clap hands  
and yell and shout.

Oh, what fun  
to see a parade,

And hear all the music  
the band has made.

"Parade" from *City Poems* by Lois Lenski. Reprinted by permission of The Lois Lenski Covey Foundation Inc.



### WORD BANK: THE PARADE

In the column on the left, make a list of **things** that are in a parade. In the other column, add words that **describe** the parade.

Things in a parade	Describing words
floats	colorful



OFFICIAL OKLAHOMA ADOPTION REVIEW  
DO NOT REPRODUCE

Assessment: Words relate to the parade; describing words appropriately describe the parade.



## DESIGNING THE FLOAT

A designer draws a picture, called a sketch, that shows the shape and features of the float. The sketch is used by the builders to make a float. Look at these two sketches for a float.



OFFICIAL OKLAHOMA ADOPTION REVIEW  
DO NOT REPRODUCE

Which of these pictures do you think will make a better float? Why?

---



---



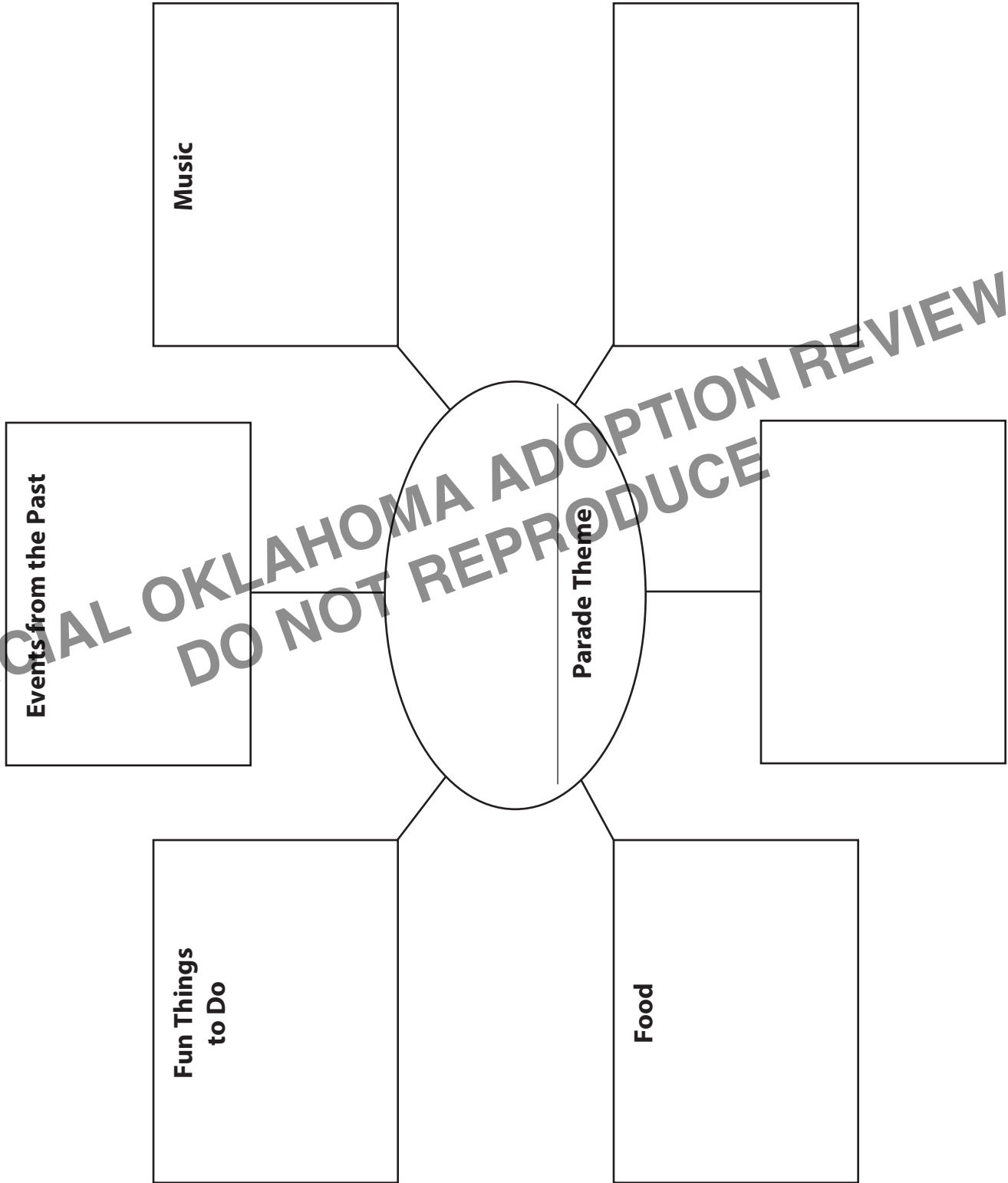
---



---



### CONCEPT MAP



OFFICIAL OKLAHOMA ADOPTION REVIEW  
DO NOT REPRODUCE



### ASSESS YOUR FLOAT

Look at your float and decide how you did. After you assess your float, you may want to make it better.

Needs Work

OK

Well Done

1. The float is interesting to look at.



2. The float is colorful.



3. The float is balanced.



4. The float is carefully made.



OFFICIAL OKLAHOMA ADOPTION REVIEW  
DO NOT REPRODUCE





### WORD BANK: THE INVITATION

Make a list of reasons to come to the parade.

fun

OFFICIAL OKLAHOMA ADOPTION REVIEW  
DO NOT REPRODUCE

Assessment: Words relate to the parade; reasons are logical to the event.



DATE \_\_\_\_\_

## WRITING: THE INVITATION

### PLEASE COME!

Date: \_\_\_\_\_

Time: \_\_\_\_\_

Place: \_\_\_\_\_

OFFICIAL OKLAHOMA ADOPTION REVIEW  
DO NOT REPRODUCE

Assessment: Writing: The invitation follows the correct format; includes words from the word bank; includes sentences that tell about the parade; and is carefully written.

Drawing: The drawing relates to the parade event and includes details and shows careful work.



### WORD BANK: PARADE PARTICIPANTS

Make a list of people who participate in parades.

grand marshal

OFFICIAL OKLAHOMA ADOPTION REVIEW  
DO NOT REPRODUCE

Assessment: Words relate to the parade participants.



## PROMOTING THE PARADE

Look at the parade posters on this page and the next page.

Come to  
our parade!

**It will be fn!**


~~See you there~~

Please come on Friday.



OFFICIAL OKLAHOMA ADOPTION REVIEW  
DO NOT REPRODUCE

## PROMOTING THE PARADE



Which poster is better? Why?

---

---

---

---



### WORD BANK: PROMOTING THE PARADE

Make a list of words to describe the parade.

exciting

OFFICIAL OKLAHOMA ADOPTION REVIEW  
DO NOT REPRODUCE

Assessment: Words promote the parade.



DATE \_\_\_\_\_

# DRAFT: PROMOTING THE PARADE

Lined writing area with 18 horizontal lines for text.

OFFICIAL OKLAHOMA ADOPTION REVIEW  
DO NOT REPRODUCE

**Assessment:** Writing includes words from the word bank and accurate information about the parade and its importance; promotional item is carefully prepared.



DATE \_\_\_\_\_

### SOLVING THE PROBLEM

Draw what happened.

Tell what happened.

---

---

---

---

---

---

---

---

---

---

**Assessment:** Writing includes words from the word bank and tells what happened.

OFFICIAL OKLAHOMA ADOPTION REVIEW  
DO NOT REPRODUCE





DATE \_\_\_\_\_

## THE PARADE

Draw what happened.

Tell what happened.

---

---

---

---

---

---

---

---

---

---

**Assessment:** Writing includes words from the word bank, tells what happened, and includes details.

**OFFICIAL OKLAHOMA ADOPTION REVIEW  
DO NOT REPRODUCE**

## GLOSSARY

**celebration** a time to have fun or honor something special

**costumes** special clothing worn for a dance, parade, or event

**culture** the beliefs and actions of a group of people, often shown by their celebrations, food, and clothing

**dancers** people who dance

**designers** artists who create a plan or design

**dress rehearsal** a time to practice in costume for the parade

**float** a large decoration in a parade

**grand marshal** the leader of a parade

**heritage** thing from our past

**musicians** people who perform music

**parade planners** the people who organize and plan a parade

**promote** to get people excited about or interested in something

**sketch** a simple drawing

**spectators** people who watch a parade or special event

**tailors** people who sew costumes and clothing