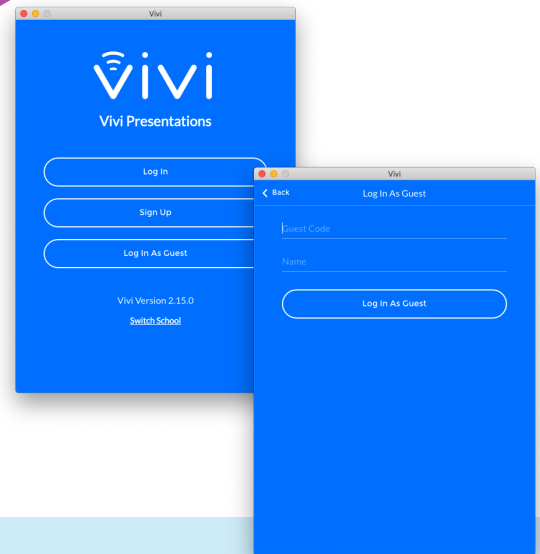


Guest access to Vivi has been made easy by our Guest Code feature, which allows a temporary code to be generated from the App by a teacher or from the Admin Portal by an admin.

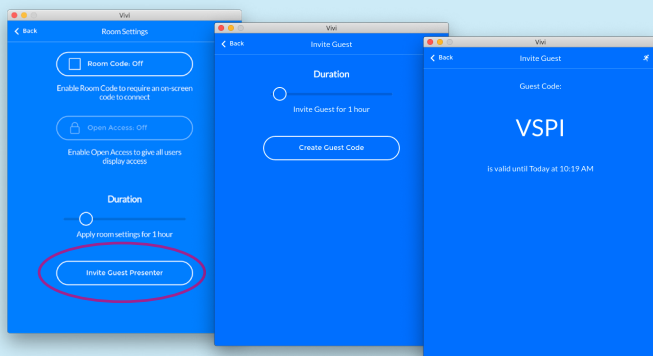
The guest will have the same capabilities and access to the Vivi App features as the presenter, apart from being able to create more guest codes.

Guest presenters can access your Vivi enabled display without having to waste time being registered as a user, making your class or meeting more efficient. All they'll need is to be connected to your schools' WiFi network.



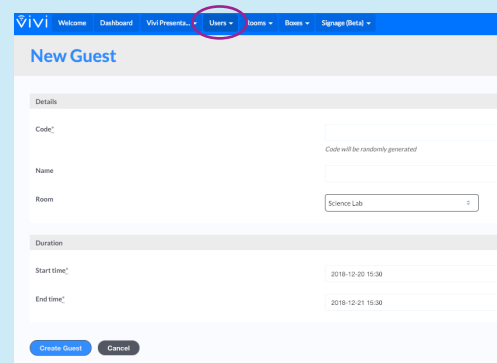
> Vivi App

Guest Codes can be created in the App, under Room Settings, and are tied to the room that the teacher is in when the code is generated. They can be allocated for between 1-24 hours.



> Vivi Admin Portal

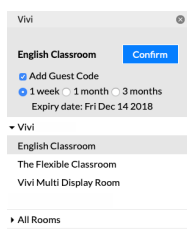
Guest Codes can be created by admins in the Admin Portal, can be generated for any set time period and are valid for all rooms in the organization.



ADDITIONALLY YOU CAN USE...

> Vivi Outlook Add-In

Guest codes that are generated via our Outlook add-in will be associated with a single room and can be allocated for 1 week, 1 month or 3 months.



> Vivi Loaded USB

We provide a way for admins to generate a USB loaded with the portable version of the Vivi App, from an IMG file available from the website api.vivi.io/usb. The admin will then need to create a Guest Code, which the guest will use to log into the Vivi App. This is the perfect way to provide quick access for guests who are unable to download the App due to security controls on their device.

