


HOW TO CONNECT



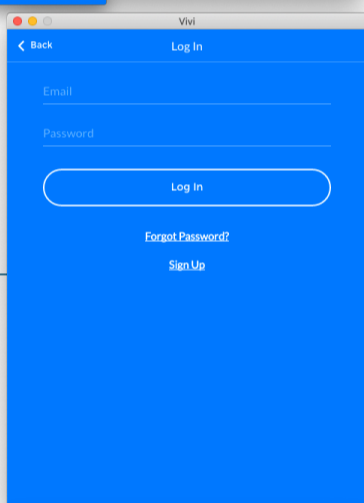
DOWNLOAD THE APP

Open your device and connect to your school's WiFi network. Download the Vivi App on your device at get.vivi.io



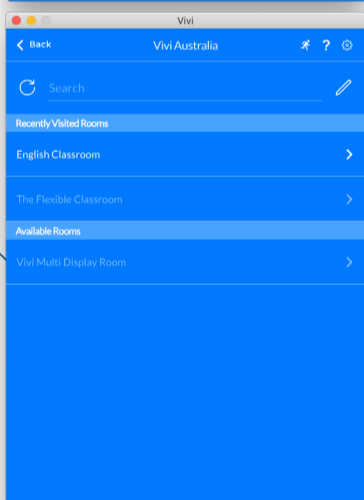
CONNECT TO YOUR SCHOOL

Open your Vivi App, type in your school's name and make your selection from the list that appears.



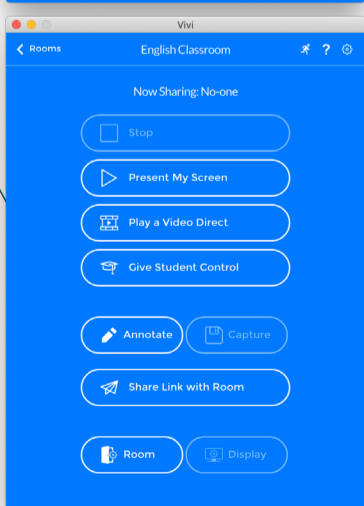
LOG IN

Click 'Log In' and enter your existing school login details.



CONNECT TO THE ROOM

Now, search and select the classroom that you want to connect to.



SHARE YOUR SCREEN

You are now ready to share your screen, simply press 'Present my Screen'.



PROUD SUPPORTER OF
Schools Plus

Please contact us to
arrange a demo or
for more information.

www.vivi.io
info@vivi.io
AUS: 1300 920 555
USA: 1 800 265 1560