

MID-RISE II RESIDENCES

BUILDING R

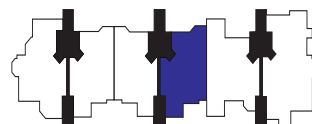




MID-RISE II RESIDENCE

CLASSIC - 2ND FLOOR

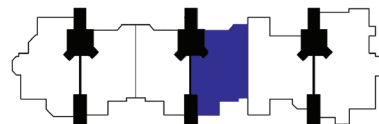
| | |
|-----------------|--------------------------|
| A/C Living Area | 2,219 Square Feet |
| Terraces | 873 Square Feet |
| Total | 3,092 Square Feet |





MID-RISE II RESIDENCE
CLASSIC - 3RD & 4TH FLOORS

| | |
|-----------------|--------------------------|
| A/C Living Area | 2,219 Square Feet |
| Terraces | 553 Square Feet |
| Total | 2,772 Square Feet |

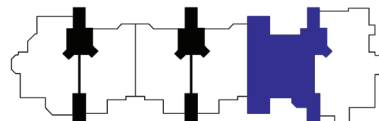




MID-RISE II RESIDENCE

DELUXE - 2ND FLOOR

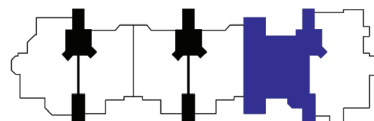
| | |
|-----------------|--------------------------|
| A/C Living Area | 2,713 Square Feet |
| Terraces | 1,004 Square Feet |
| Total | 3,717 Square Feet |





MID-RISE II RESIDENCE
DELUXE - 3RD & 4TH FLOORS

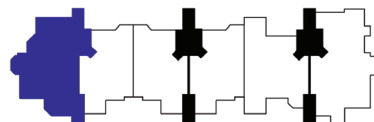
| | |
|-----------------|--------------------------|
| A/C Living Area | 2,713 Square Feet |
| Terraces | 707 Square Feet |
| Total | 3,420 Square Feet |





MID-RISE II RESIDENCE
DELUXE CORNER - 2ND FLOOR

| | |
|-----------------|--------------------------|
| A/C Living Area | 2,581 Square Feet |
| Terraces | 2,311 Square Feet |
| Total | 4,892 Square Feet |

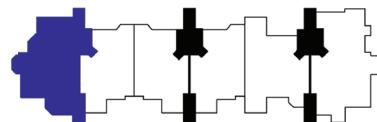




MID-RISE II RESIDENCE

DELUXE CORNER - 3RD & 4TH FLOORS

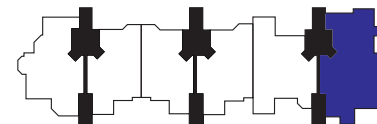
| | |
|-----------------|--------------------------|
| A/C Living Area | 2,581 Square Feet |
| Terraces | 829 Square Feet |
| Total | 3,410 Square Feet |





MID-RISE II RESIDENCE
GRANDE - 2ND FLOOR

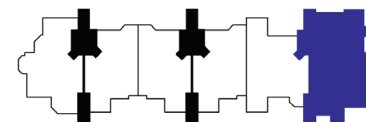
| | |
|-----------------|--------------------------|
| A/C Living Area | 3,325 Square Feet |
| Terraces | 1,674 Square Feet |
| Total | 4,999 Square Feet |





MID-RISE II RESIDENCE
GRANDE - 3RD & 4TH FLOORS

| | |
|-----------------|--------------------------|
| A/C Living Area | 3,325 Square Feet |
| Terraces | 978 Square Feet |
| Total | 4,303 Square Feet |



120 Moorings Park Drive, Naples, Florida 34105 | www.MooringsPark.org | 239.643.9111



Moorings Park® is a nationally accredited, non-profit, Medicare-certified community and one of the only Life Plan communities with A or A+ ratings by Fitch and S&P. All dimensions are approximate. Actual gross square footage may vary. All images are conceptual renderings and developer reserves the right to make modifications without prior notice.

