


The Essence of Minitab Statistical Software Minitab 统计软件的精华

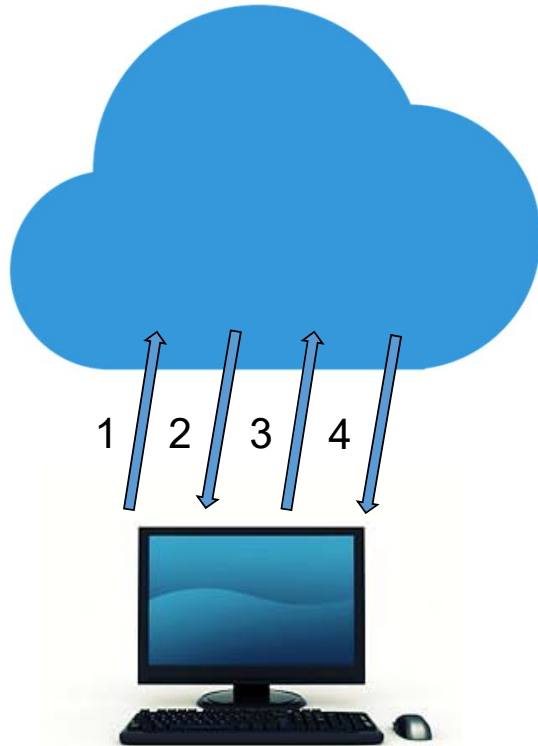
Ming Dong 董鸣强
Technical Training Specialist 技术及业务开发经理, Minitab



What is Companion by Minitab?

- ▲ Companion is a secure web optimised (优化) system that provides insight into your entire business initiative.
- ▲ The web app and the desktop app work together to help you control and monitor your deployment.
- ▲ Companion by Minitab helps quality practitioners to develop (执行), organize (存储), and manage (管理, 实时监控) their quality/process improvement projects.

What is Companion by Minitab?



THE WEB APP

- ▲ A dashboard (控制板)
 - aggregated (汇总) data for key metrics (重要指标)
 - project details (项目细节)
- ▲ A project repository (项目文件存储库)
- ▲ A design centre (控制中心)
 - data
 - templates (模板)
 - reports (汇总报表)

THE DESKTOP APP

- ▲ Tools and forms

Step 1: Login

Step 2: Download project (data + template)

Step 3: Save project

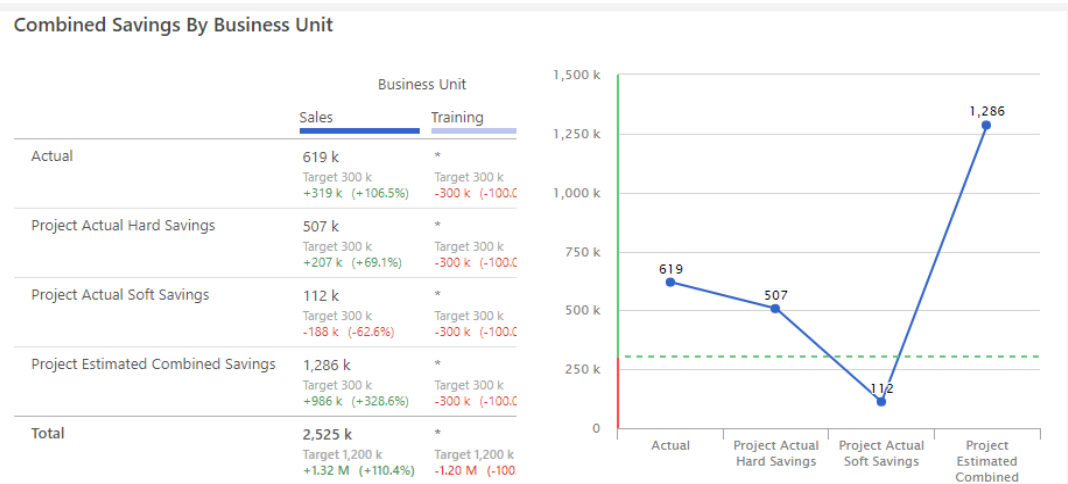
Step 4: Dashboard view

What is Companion by Minitab?

ADVANTAGES (优势)

- ▲ **Consistent** (一致性): Everyone uses company-approved data fields (数据项) and templates (模板表格) in the design center.
- ▲ **Transparent** (透明性): The dashboard summarizes the data from the projects in the repository and displays the results in reports for everyone.
- ▲ **Secure** (安全性): Microsoft Azure Security System
 - Data Encryption (加密)
 - Security Audits (安全审计)
 - Backup and Recovery (备份和恢复)
 - User Authentication (用户认证)
- ▲ **Workflow** (工作流)

Web Application



Projects By Department Unit

Department	Number of Projects
[Blank]	2
Design Engineering	5
Marketing	3
Sales	1


Total Complaints All Time

Department	Total Complaints	Target Bin
[Blank]	564	> 50.0
Design Engineering	731	> 50.0
Marketing	25.0	≤ 30.0
Sales	*	≤ 30.0

Department	Total Complaints
[Blank]	564
Design Engineering	731
Marketing	25.0
Sales	*

Web Application

Projects

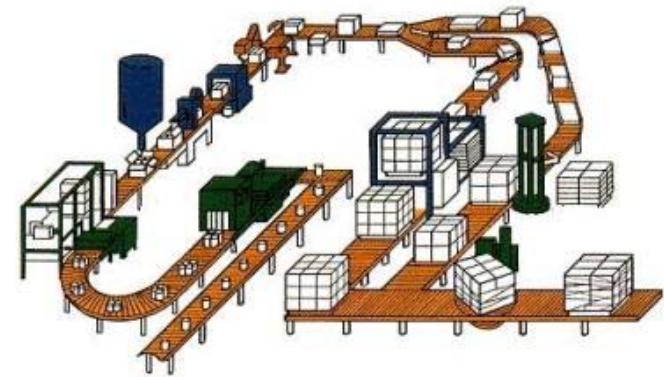
COLUMN SETS Projects at a Glance 

Project Name	Status	Start Date	Current Phase	Soft Saving Gap	Comp
Damaged goods reduction in warehouse in C5	In Progress	15/03/2015	D M A I C	-177,000.00	Com
DMAIC Project - CESAR	In Progress	01/05/2017	D M A I C	-400,000.00	Com
DMAIC Project - International	In Progress	01/05/2017	D M A I C	-400,000.00	Com
New Idea1	In Progress	27/03/2018		-10.00	Com
New Idea 2	Completed	27/03/2018		19.00	
Reduced Scrap Line A Machining	In Progress	04/05/2017		25,000.00	
SAMPLE Drug delivery patch development	In Progress	13/01/2017	C D O V	0.00	
SAMPLE Grinding Disc Scrap Reduction	In Progress	31/03/2017	D M A I C	0.00	
SAMPLE On-time custom order delivery	Completed	21/01/2017	P D C A	-19,800.00	
SAMPLE Reduce packaging costs by 15 percent	In Progress	15/02/2017	D M A I C	14,400.00	
Welcome to Companion by Minitab	Not Started			-225,000.00	Com

◀ 1 ▶ Total Rows: 11 Show on page: 25 ▼

Simple Minitab

- ▲ Session window
- ▲ Create a new menu
 - ISO9001 tool menu
- ▲ Automation with a macro



Quality Statistics

- ▲ The assistant menu (协助)
 - paired t (配对) vs 2 sample t (双样本)
- ▲ Control charts (控制图)
 - With stages (阶段)
 - Choose different tests (1,2,7 by Minitab)
 - T chart
- ▲ Interaction graph (交互作用图)(ANOVA 方差分析 / DOE)

Quality Statistics

- ▲ Capability comparisons (前后能力分析)
- ▲ Reliability (可靠性)
 - Shelf life (保质期)
- ▲ Orthogonal Regression (正交回归)
- ▲ DOE
 - Multiple responses – optimizer (多项优化器)
 - Overlaid contour plot (重叠等值线图)

