



# Containerized US Car Exports Data and Analysis Q1 2015



## Q1 2015 US Car Export Report

During the first quarter of 2015, over 126,000 vehicles were exported in containers from the US - 12 percent less than last year.

Contributing to the decline was the appreciating US dollar and the Euro/Swiss Franc crisis. Exporting cars to Europe became more expensive, especially to the Netherlands, Germany, Switzerland and Austria. Instead, [importing cars](#) to the United States became more profitable.

But that trend is also reversing. Since the beginning of the year, the USD has lost 10 percent of its value against the Euro. Economists expect the currencies to balance out this year.

West Coast labor strikes and port congestion had also affected shipping during the first quarter. Congestion in Oakland resulted in delays of up to two weeks while cargo in Los Angeles was delayed by over a month. Even though the situation has been [resolved](#), some ports are [recovering quicker than others](#).



Overall, we expect 2015 to be another great year in the international auto market. The introduction of [ultra-large ships](#) may even bring about lower shipping rates.

---

## Some of our new services for 2015

### Air Freight

Ship cars, motorcycles, parts and pallets via air freight. Shipping by air cuts shipping times and allows you to ship after your container had already departed. We service all airports around the world.

### US Import

Import vehicles to the US. We take care of import documentation, unloading and delivery to anywhere in the US. Take advantage of the strong USD and growing US economy by import cars here.


### Event Support

Attending an auction, rally, concours or any automotive event anywhere in the world? We provide logistical support for your vehicles.

### Premium Vehicle Inspection

Don't wait until you receive your vehicles overseas to discover a problem. Let us inspect your vehicles for any shortcoming. We check fluids, tires, brakes, suspension, A/C, body, frame, interior and much more. We provide you with a detailed report, high quality photos and a list of parts to be replaced.





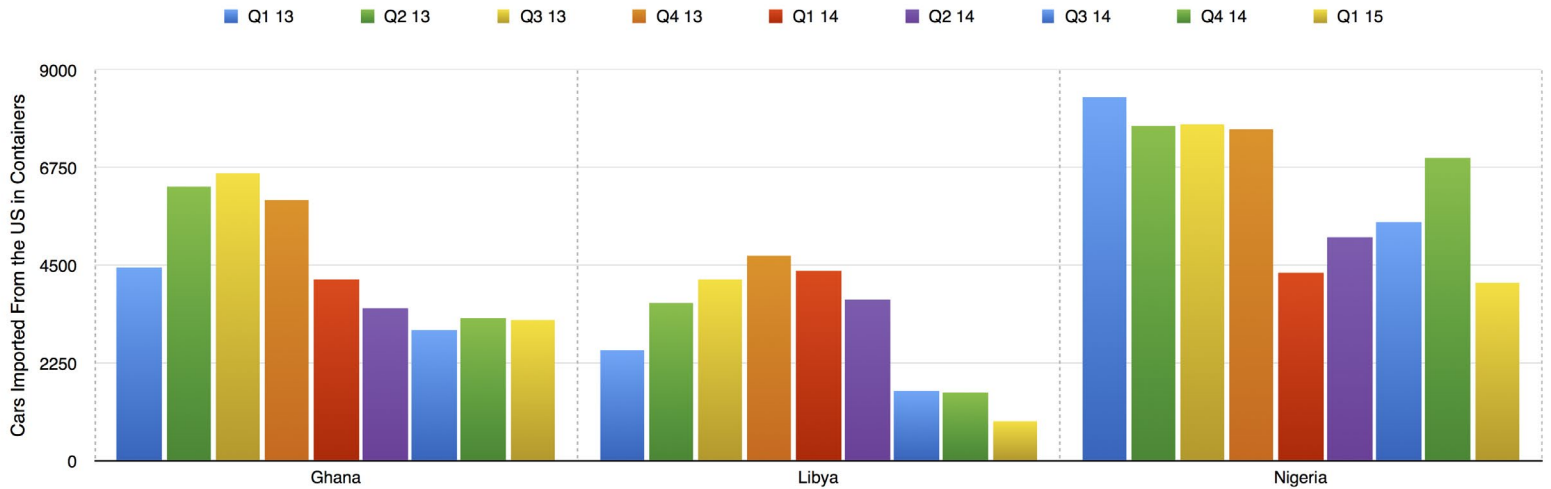
## Q1 2015 Growth by Region

Regional Volume During Q1 2015 Compared Year-On-Year						
Volume Growth YoY	Q1 2015 total	Q1 '15	Q1 '14	Q1 '13	Q1 '12	Q1 '11
Middle East	33,003 cars	-1%	41%	-20%	10%	-11%
Europe	23,601 cars	-22%	27%	-27%	-43%	107%
Far East	21,866 cars	-25%	25%	-11%	7%	19%
Africa	11,020 cars	-14%	-17%	-11%	29%	0%
Central America	15,911 cars	22%	28%	-11%	18%	-8%
Mediterranean	6,617 cars	-39%	19%	-14%	28%	-44%
South America	5,591 cars	22%	53%	-30%	-4%	-20%
Carribean	3,024 cars	-2%	3%	-4%	-6%	-23%
Oceania	2,331 cars	-22%	65%	-37%	26%	-16%
Indian Subcontinent	2,210 cars	27%	158%	18%	-81%	6%
Other Asia	1,171 cars	-20%	88%	-21%	-50%	-6%
Total	126,375 cars	-12%	25%	-18%	-10%	15%

# Q1 2015 Top Destinations By Volume

Country	Q1 2015 (cars)	Q1 15 YoY	Q1 14 YoY	Q1 13 YoY	Q1 12 YoY	Q1 11 YoY
United Arab Emirates	22,923	1%	48%	-25%	5%	-7%
China	6,676	-51%	50%	3%	2%	95%
Germany	6,605	79%	30%	-38%	-25%	-4%
Cambodia	6,054	26%	118%	-21%	34%	-40%
Yemen	4,496	2%	17%	22%	-2%	48%
Nigeria	4,093	-6%	-48%	11%	29%	-1%
Georgia	3,968	-46%	2375%	-	-100%	64%
Netherlands	3,275	-36%	121%	-19%	14%	-21%
Ghana	3,251	-22%	-6%	-21%	27%	58%
Taiwan	3,212	-9%	19%	1%	-67%	455%
Costa Rica	3,200	1%	51%	-37%	0%	-11%
Lebanon	2,757	5%	-27%	-19%	17%	-54%
Jordan	2,106	-33%	31%	2%	17%	-44%
South Korea	1,950	11%	-36%	15%	-2%	11%
Venezuela	1,893	712%	-45%	-6%	34%	-27%
United Kingdom	1,843	51%	76%	-44%	39%	15%
Australia	1,706	-15%	44%	-42%	23%	-13%
Lithuania	1,642	-68%	27%	-35%	-74%	294%
Iraq	1,509	185%	489%	-62%	-30%	-49%
India	1,502	31%	126%	395%	17%	-62%
Russia	1,381	75%	-22%	-46%	-56%	750%
Poland	1,123	15%	44%	-35%	-21%	17%
Hong Kong	1,006	-48%	-56%	-31%	26%	-8%
Israel	963	66%	18%	-19%	-30%	5%
Chile	928	-51%	172%	-49%	29%	-34%
Libya	907	-79%	73%	86%	-6%	-39%
Liberia	841	27%	213%	-66%	115%	-47%
Sweden	828	-11%	100%	-42%	-10%	-10%
Vietnam	812	-27%	323%	-46%	-71%	17%
Saudi Arabia	740	-23%	-16%	-35%	70%	-46%
Finland	738	-58%	-14%	-34%	-9%	135%
Belgium	639	-45%	147%	-50%	-15%	-24%
New Zealand	623	-35%	10567%	-	-100%	-36%
Japan	542	-30%	6%	-42%	12%	-1%
Philippines	533	-13%	72%	-20%	100%	-38%
Kuwait	331	-30%	119%	-58%	57%	-31%

# Car Shipping to Africa



## Ghana - 3,251 Cars

As Ghana looks to upstart its local car manufacturing efforts, they have cut car imports by raising import taxes. The volume of cars being shipped to Ghana has fallen by 40 percent since 2013.

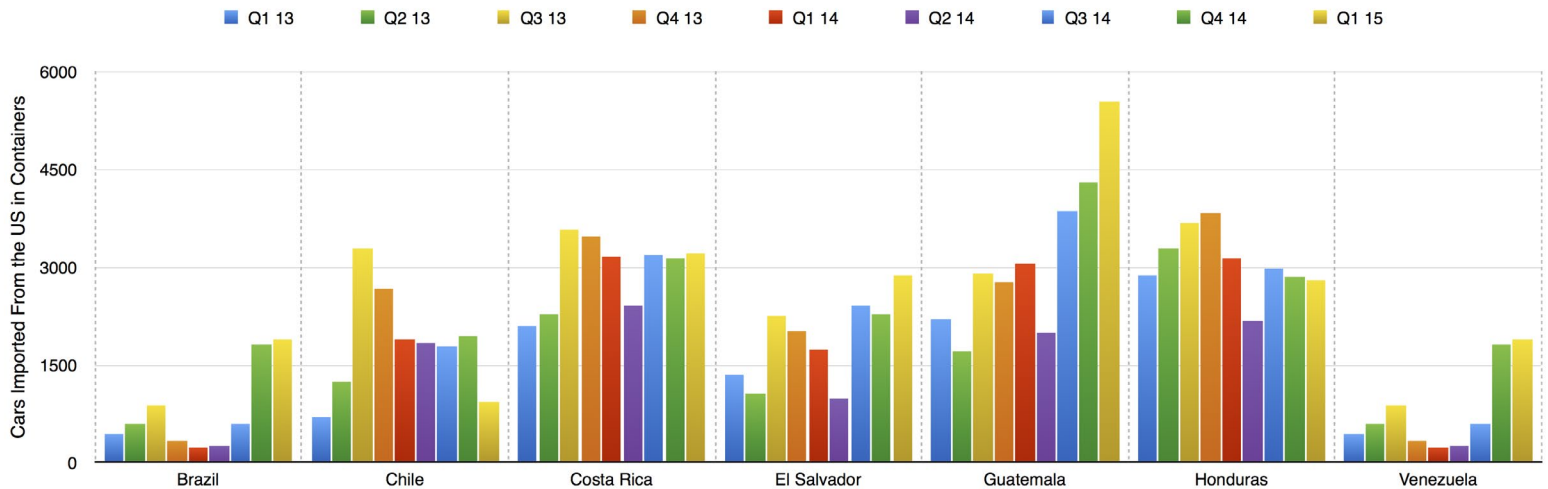
## Libya - 907 Cars

Political instability and falling oil prices have caused car import volumes to drop dramatically. We do not foresee growth in Libya unless oil prices return to their previous levels.

## Nigeria - 4,093 Cars

Nigeria also wishes to start producing cars locally. The first thing they did was raise car import taxes by 70 percent. As you may have guessed, car shipping demand declined and volumes fell by over 50 percent. But not everyone gave up, many overseas dealers have been importing cars through Benin. Read more here - [Link](#)

# Car Shipping to the Americas



## Brazil - 1,893 Cars

Brazil has had problems attracting car imports in the past. But late last year, they implemented a lower import tax on hybrid cars. As a result, over 1,800 cars were imported in the last quarter.

## Chile - 928 Cars

US car imports to Chile have fallen by over 50 percent during the first quarter. This was mainly due to their reliance on neighboring nations for cars and the heavy promotion of new vehicles by manufacturers.

## Costa Rica - 3,200 Cars

Costa Rica mostly depends on car imports from surrounding nations. The cars it does import from overseas are used SUVs, affordable sedans and sometimes new Mercedes vehicles from Florida.

## El Salvador - 2,882 Cars

The volume of US car imports have grown slightly last quarter. El Salvador, a small country in Central America is an importer of small used SUVs, and economical sedans from Toyota, Nissan and Honda. Most of the vehicles shipped to El Salvador originate from Florida, New York and California.

## Guatemala - 5,544 Cars

Car shipping volumes to Guatemala has continued to growth during the last quarter due to new car demand. Mercedes and Chrysler have been shipping a large number of brand new vehicles in containers.

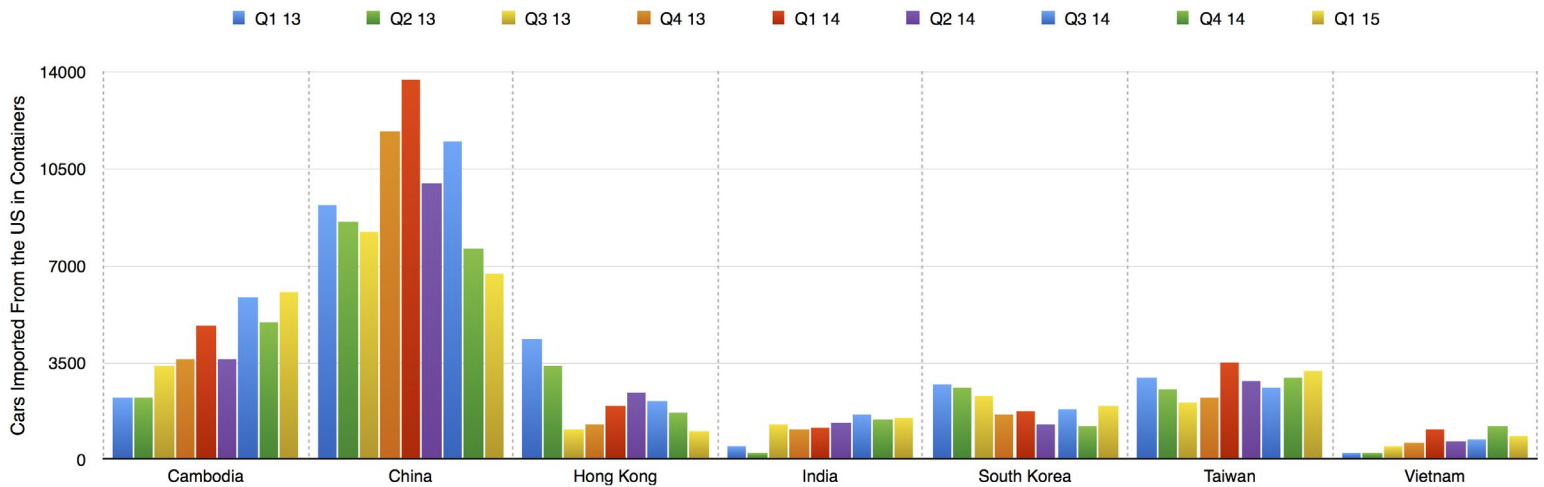
## Honduras - 2,794 Cars

Honduras remained steady in its demand for US car imports. They mainly import used SUVs and affordable sedans such as the Toyota Corolla. Car makers like, BMW, Chrysler, Honda, and Ford also ship new vehicles in containers to Honduras.

## Venezuela - 1,893 Cars

Car makers like Ford, Fiat, GM and Toyota, have cut manufacturing in Venezuela by more than 80% due to the shortage of dollars to pay for parts. As a result, for the past two quarters Venezuela has been importing a larger amount of vehicles.

# Car Shipping to Asia



## Cambodia - 6,054 Cars

Cambodia is a well known importer of new cars from the US. Increasing gray market imports contributed to a small increase in the number of US vehicles imported during the first quarter.

## China - 6,676 Cars

US car imports to China have once again fallen last quarter. Only 6,676 cars were shipped, compared to over 13,000 last year. This is mainly due to an economy that many fear is slowing down. But due to the recently legalized parallel car imports the demand for new cars is still there. Read More about parallel car imports here - [Link](#)

## Hong Kong - 1,006 Cars

Tighter regulation continues to drive away US car importers during the first quarter. Only the most affluent citizens are able to afford importing US cars. But there is an avid classic car scene which is responsible for some import volume.

## India - 1,502 Cars

India continues to see minor growth in car imports. They mainly depend on their own car manufacturers and imports from South Korea. Their high car import taxes on luxury vehicles also does not help US car exporters.

## South Korea - 1,950 Cars

US Car imports to South Korea remain steady, with no significant growth. Most of the vehicles that are imported from the US are pickups, SUVs and campers.

## Taiwan - 3,212 Cars

Taiwan is a small importer of new and used cars from the US. Tight import regulation and Chinese car imports are not allowing for US car importers to enter the market.

## Vietnam - 812 Cars

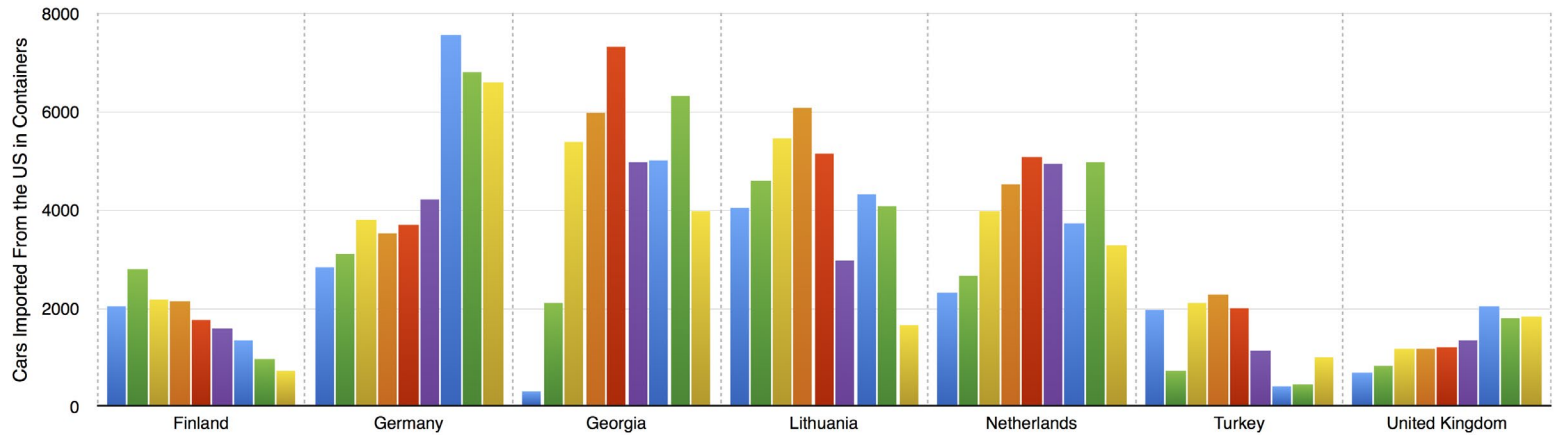
The Vietnam auto market is slowly expanding with a promise of more cuts to import taxes in the future. This is the country to watch due to the growing middle class and the increasing conversion from motorcycles to cars.





# Car Shipping to Europe

Q1 13 Q2 13 Q3 13 Q4 13 Q1 14 Q2 14 Q3 14 Q4 14 Q1 15



## Finland - 738 Cars

The volume of US cars shipped to Finland continues to drop off the map. It was previously a re-export hub for Russia, but now it only imports a small number of US classic cars.

## Germany - 6,605 Cars

Germany is another popular destination for classic cars from the US. The growing interest in classic cars is resulting in volumes that are 79 percent higher than last year. The port of Bremerhaven is the most popular port for deliveries.

## Georgia - 3,968 Cars

Volume to Georgia has fallen by over 40% due to a disappearing market. It used to be a major market for re-exports to Azerbaijan and Armenia. But since those countries implemented stricter import policies, US car imports to Georgia are declining.

## Lithuania - 1,642 Cars

Previously a re-export hub for Russia, the waning demand for US cars can be seen during the last quarter when volumes fell by 68 percent.

## Netherlands - 3,275 Cars

Due to the lower import taxes on classic cars, the Netherlands is one of the most popular destinations for classic cars in the EU. A large number of VW buses, classic Porsches, and classic American muscle cars are shipped on a weekly basis to the port of Rotterdam. Also contributing to that volume is Tesla. They import all of their European bound vehicles through Rotterdam. You can find see more details on car shipping to the Netherlands here - [Link](#)

## Turkey - 991 Cars

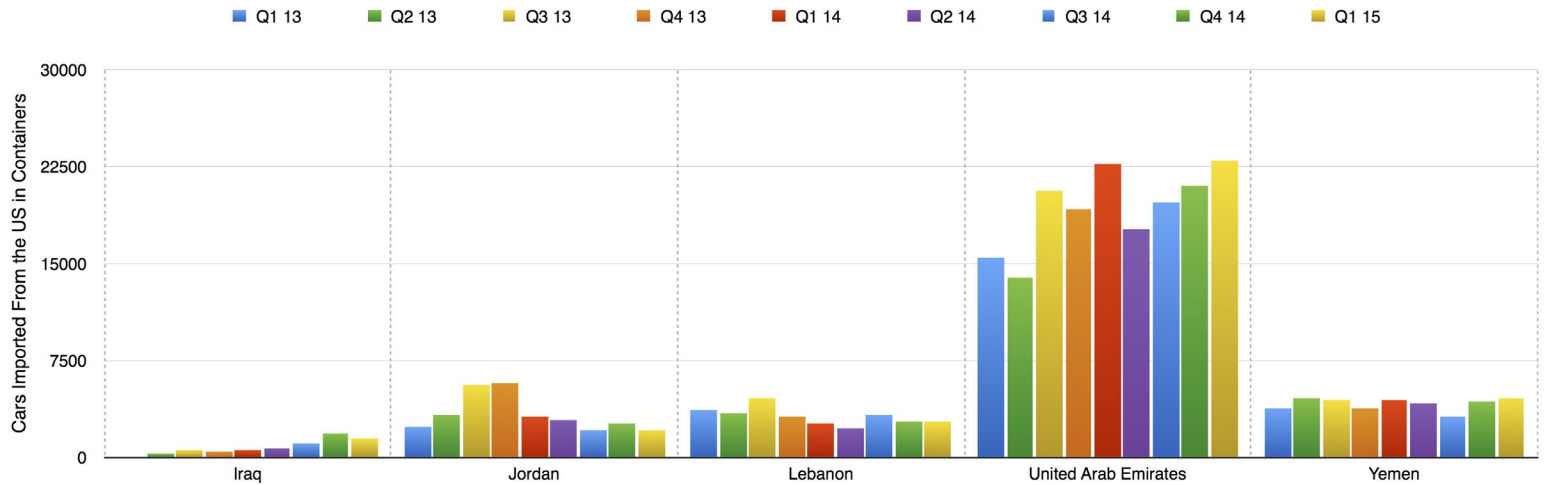
Due to the high import taxes, Turkey continues to import a small amount of US cars. They are attempting to transition to locally produced vehicles.

## United Kingdom - 1,843 Cars

The United Kingdom is another popular destination for classic cars. More than 75 percent of its car imports are classics.



# Car Shipping to the Middle East



## Iraq - 1,509 Cars

Iraq continues to look at the US for the import of late model sedans and pickups. Volume slightly dipped during the last quarter, but YoY growth was 185 percent.

## Jordan - 2,106 Cars

Volume to Jordan has fallen by 33 percent last quarter. The country continues to server as a re-export hub to Libya.

## Lebanon - 2,757 Cars

High import taxes and economic uncertainty is resulting in a stagnant auto market.

## United Arab Emirates - 22,932 Cars

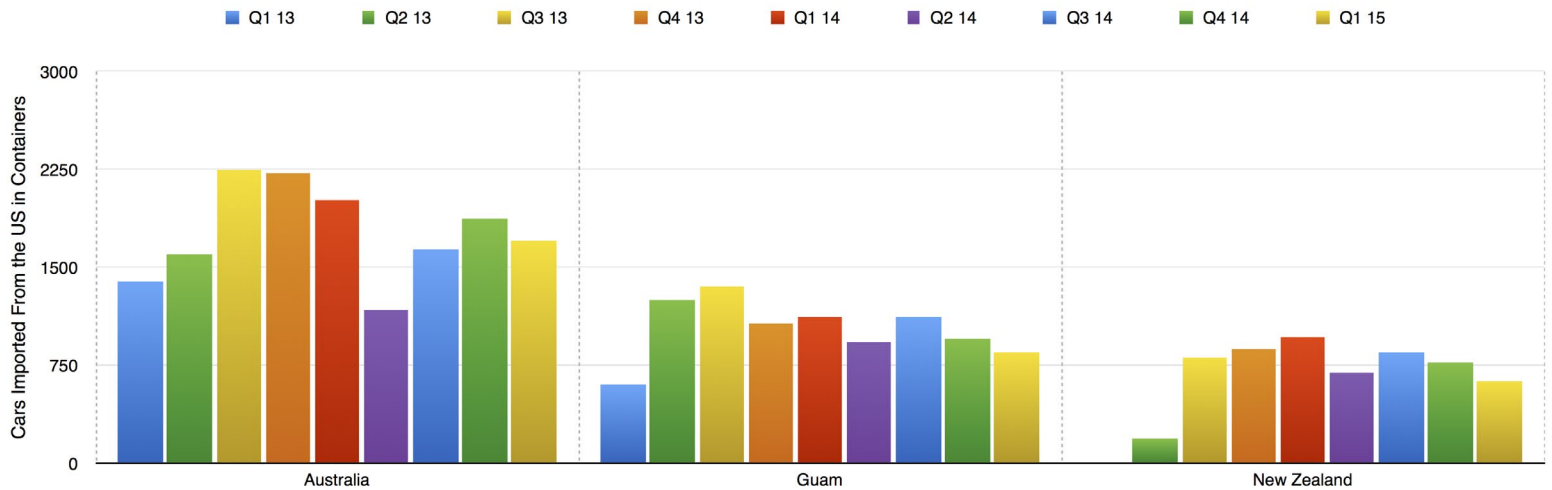
The low shipping costs and the astounding demand from surrounding countries, the UAE once again takes the number one spot for US car imports.

## Yemen - 4,496 Cars

Even with the current instability, Yemen continues to import a large number of US cars each quarter.



# Car Shipping to Oceania



## Australia - 1,706 Cars

A 15 percent decline can mostly be attributed to the poor performance of the Australian dollar against the USD. But while it made buying US goods more expensive, the demand for US classic cars, pickups and muscle cars remains strong. Australia's import rules may also be relaxed in the future due to the local manufacturing shutting down completely.

## New Zealand - 623 Cars

Due to the weak performance of the NZ dollar, US car imports declined by 35 percent. Most of their cars imports are classic cars, pickups and muscle cars.

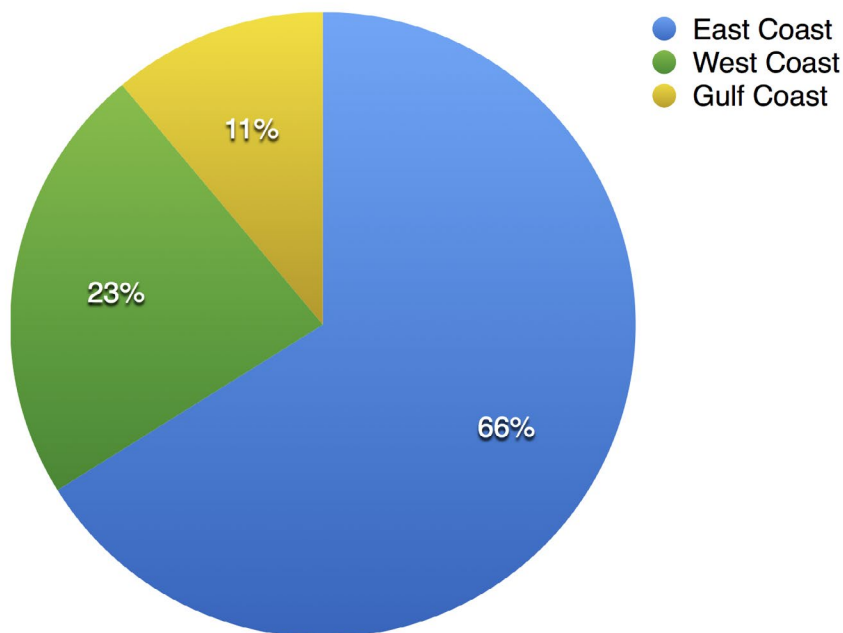
## Guam - 849 Cars

Military vehicles make up most of the car import volume to Guam.

# Q1 2015 Top US Ports for Car Export

Top U.S. Ports	Q1 2015 (total cars)	Q1 2015 Growth	Q1 2014 Growth
New York/New Jersey	34,600	-27%	-
Savannah	16,451	7%	36%
Long Beach	15,097	-12%	38%
Pt Everglades	13,485	30%	18%
Houston	11,266	-7%	135%
Los Angeles	10,408	-32%	45%
Norfolk	4,928	1%	52%
Charleston	3,997	109%	81%
Miami	3,889	-25%	46%
Wilmington DE	2,595	151%	-50%
Oakland	2,456	-27%	30%
Jacksonville	1,966	57%	-50%
Baltimore	1,499	-17%	-22%
West Palm Beach	1,261	14%	38%
Freeport	1,080	13%	645%
Seattle	1,026	-25%	189%
Tacoma	510	-48%	102%

Percentage of cars shipped from each US coast in Q1 2015





# Q1 2015 Top Ocean Carriers

Top Ocean Carriers	Q1 2015 (total cars)	Q1 2015 Growth	Q1 2014 Growth
MSC	19,902	-4%	-1%
Maersk	17,654	-11%	8060%
Great White Fleet LTD	8,800	26%	130%
United Arab Shipping	7,397	-26%	230%
Hapag Lloyd	7,169	38%	106%
Orient Overseas Container Line	7,101	-5%	-29%
American President Lines	6,164	-48%	26%
MOL	5,020	-8%	75%
CMA-CGM	4,969	-14%	51%
Crowley Liner Services	4,293	145%	-32%
Hyundai	4,069	-17%	-39%
Safmarine	3,714	13%	6476%
Evergreen Line	3,480	-48%	-27%
ZIM Container	3,116	-41%	-7%
Hanjin Shipping Company LTD	2,735	-38%	-19%
NYK Line	2,265	11%	26%
King Ocean Services	2,257	58%	8%
Dole Ocean Cargo Express	1,802	110%	10%
ANL Container Line	1,498	-39%	484%
China Ocean Shipping	1,488	-51%	57%
Tropical Shipping	1,255	24%	38%
Yang Ming Line	1,134	-57%	39%
Hamburg Sud	1,049	-32%	2%
Pacific International Line LTD	979	1%	-30%
Wan Hai Lines LTD	909	147%	-
Matson Navigation Co Inc	906	-23%	82%
Seaboard Marine LTD	900	-41%	1%
Empresa De Navegacao Alianca	855	46%	397%
Hybur Shipping	693	21%	-
Atlantic Container Line	260	-32%	-26%
Transatlantic Lines	245	21%	-4%



## *We Ship Cars, Motorcycles, Boats and more...*



### **Car Export**

Shipping cars from the United States

- Shipping Facilities on the East and West Coast US
- Ground Transportation from anywhere in the US
- International Shipping to over 100 destinations around the world
- Our in-house team does loading, documentation, customs clearance and overseas shipping.
- Extensive experience with shipping cars and motorcycles, as well as boats and even submarines.

### **Car Import**

Shipping cars to the United States

- Import customs clearance
- Vehicle Unloading and storage
- Delivery to any location in the US

### **Air Freight**

Shipping cars, motorcycles, parts, packages and pallets by air

- Pickup anywhere in the US
- Clearing US customs
- Shipping to any international airport

### **Event Support**

We provide logistical support for any automotive events around the world

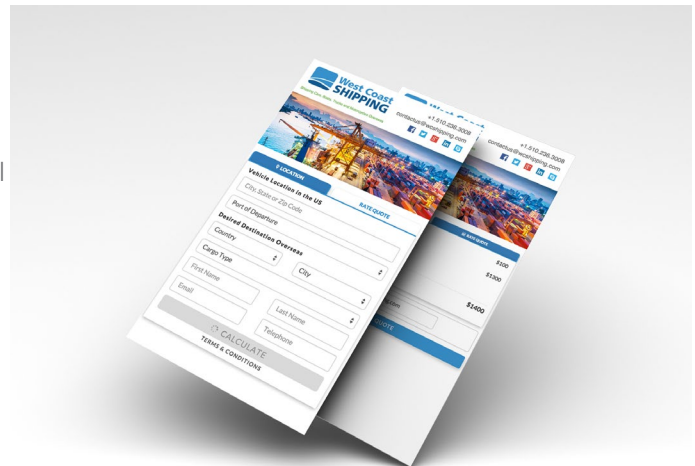
- Pickup, delivery and customs clearance
- Auctions, Concours, Rallies or exhibitions
- Shipping by air or sea

### **Premium Vehicle Inspection**

We inspect your vehicles for any shortcomings and provide a detailed report along with high quality photos and a parts list.

International Shipping Calculator

Get an instant shipping quote today! - [Link](#)



Contact us about international shipping  
+1.510.236.3008  
[contactus@wcshipping.com](mailto:contactus@wcshipping.com)