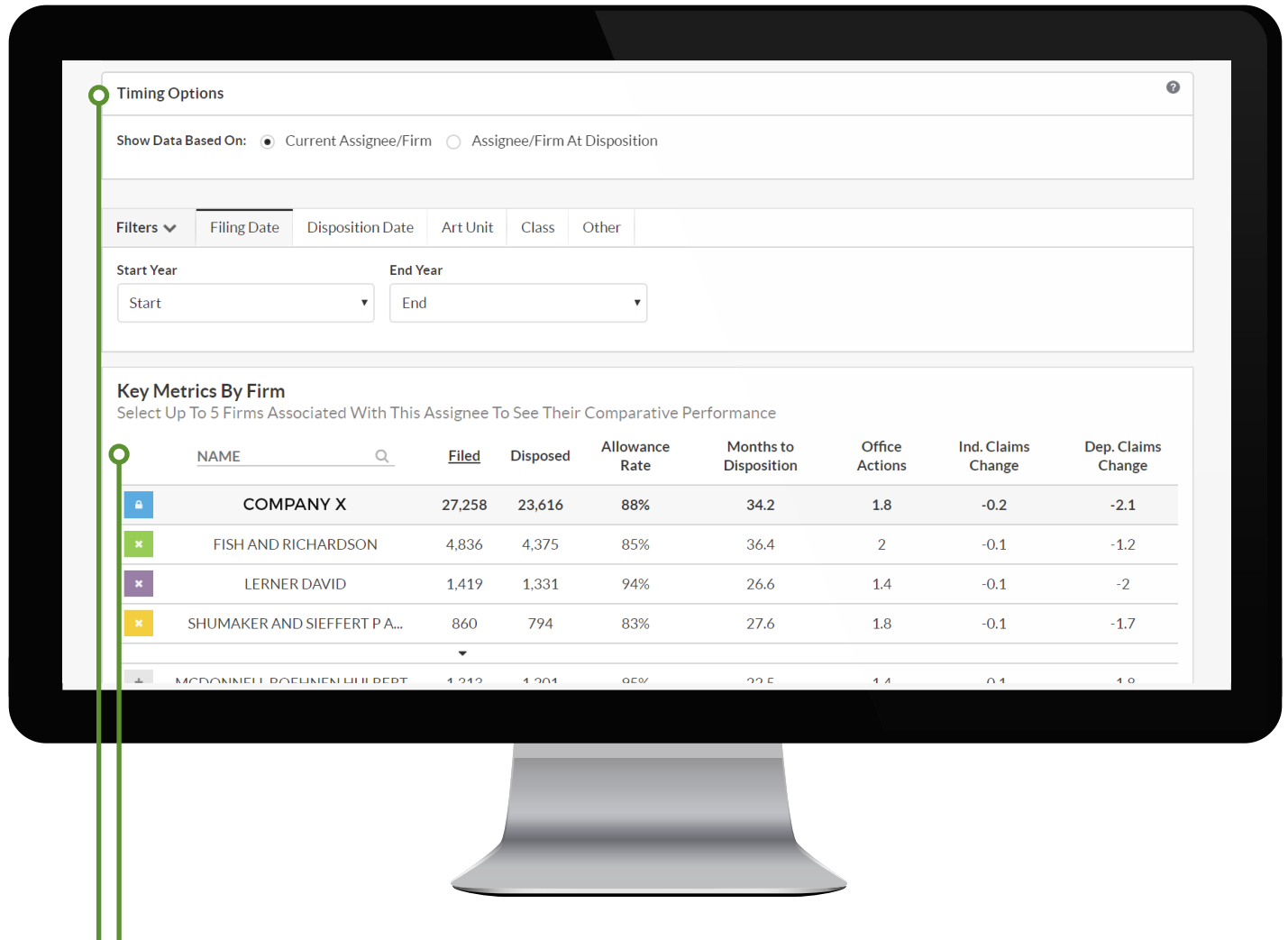




# BUSINESS INTELLIGENCE

## THE BASICS

Juristat Business Intelligence makes it easy to uncover and communicate competitive advantages to potential new clients. It also helps in-house teams choose the best outside counsel, thereby saving time and money for all interested parties. Here's how:



### TIMING OPTIONS & FILTERS



Tailor Juristat Business Intelligence to show exactly what you need. Begin by selecting your preferred timing: *Current Assignee/Firm* or *Assignee/Firm At Disposition*. You can also filter by filing date, disposition date, art unit, class, and more.

[Learn more](#)

### KEY METRICS



See where your organization stands on allowance rate, average number of office actions, time to disposition, and claim changes. You can add or remove entities using the "+" boxes on the left. These selections are reflected throughout the report.



# BUSINESS INTELLIGENCE

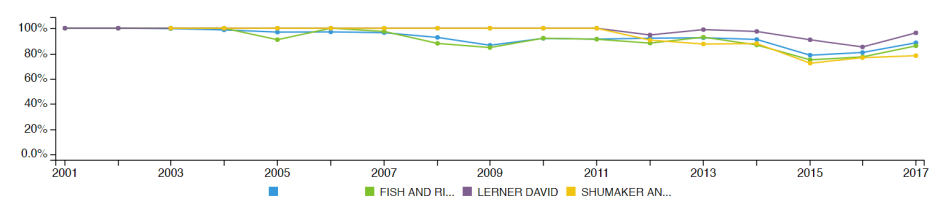
## DIVISION OF WORK BY FIRM OR ASSIGNEE

When viewing a company report, this chart shows the share of work for the firms selected above. When viewing a firm report, this section displays the selected assignees. Hover over the graph for a more granular view.



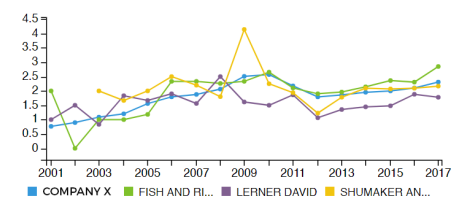
## Allowance Rate

By Disposition Year



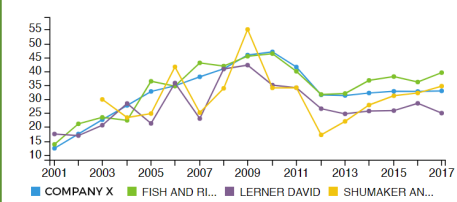
## Office Actions

By Disposition Year



## Months To Disposition

By Disposition Year



## ALLOWANCE RATE OVER TIME

This section displays an entity's allowance rate over time. On a firm report, this will include any assignees selected in the *Key Metrics* table. On a company report, this will include the selected firms.



## OFFICE ACTIONS & TIMINGS

These graphs display average office action win rates and time to disposition over time. This makes it easy to spot a positive or negative trend.





# BUSINESS INTELLIGENCE



## CLAIM & WORD CHANGES

These graphs make it simple to see changes to number of claims and words over time. As above, these display information for entities selected in the *Key Metrics* table.



## REJECTION BASES COUNT

Use this graph to see an entity's most common rejection types. These include sections 101, 102, 103, 171, 112a, 112b, as well as double patenting.



# BUSINESS INTELLIGENCE



## TECH CENTER



This graph displays the chosen entity's most frequented tech centers. Quickly see where the selected assignee or firm does most of its work.

See for yourself |

[Start My Free Trial](#)

*No credit card required*

JURISTAT

© Datanalytics, Inc. 2017

611 N. 10th St., Ste. 400, St. Louis, MO 63101

info@juristat.com | 314-655-6600