

## HD1-D1312-80-G2

The camera series HD1-D1312-G2 is based on the Photonfocus A1312 CMOS image sensor with LinLog® technology

### Features

- Photonfocus A1312 CMOS image sensor
- 1312 x 1082 pixel resolution
- Exceptional SNR up to 300: 1
- Dynamic range up to 120dB via LinLog®
- Odd/even HDR mode
- Up to 54fps @ full resolution
- Global shutter
- Available in monochrome
- Extended sensor and camera features
- Reduction of ROI in x- and y-direction increases frame rate
- Up to 12bit greyscale resolution
- Boardlevel and OEM solution available
- GigEVision interface



LinLog®

**GiG**  
VISION  
GEN*i*CAM

Quantum Efficiency Image Sensor

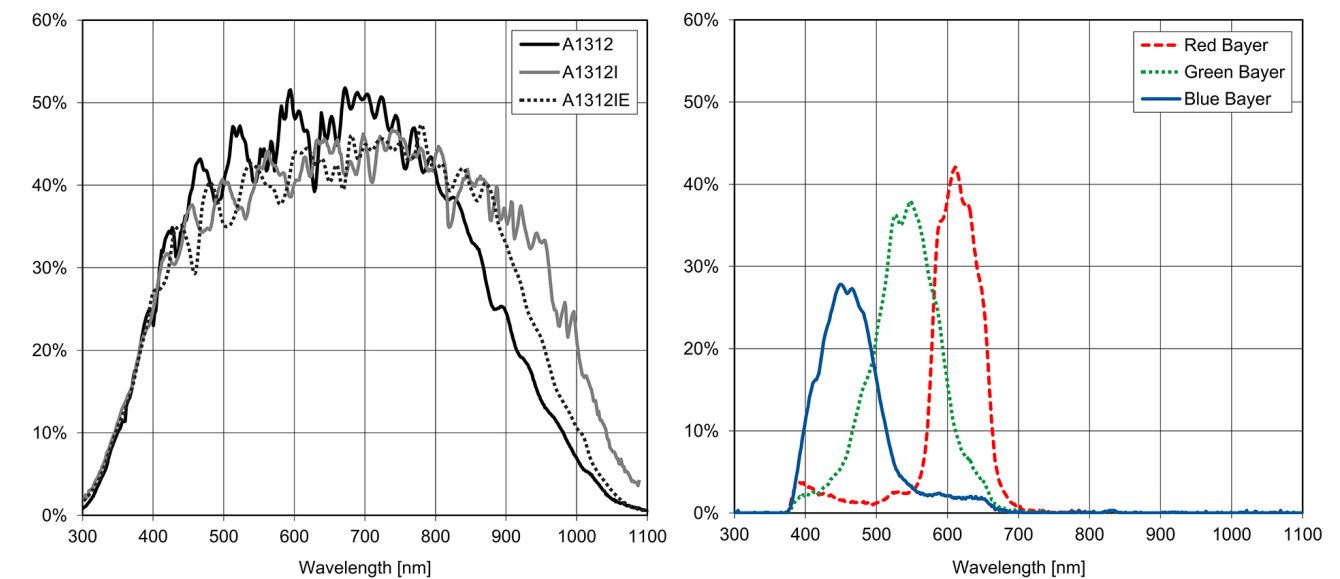


Image Sensor Specifications

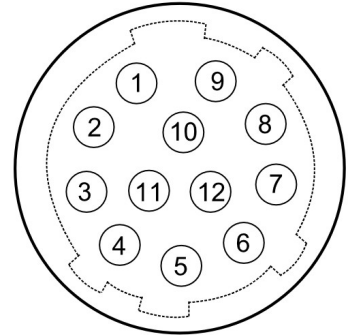
Manufacturer / Type	Photonfocus / A1312	
Technology	CMOS	
Optical format	1"	
Optical diagonal	13.6mm	
Resolution	1312 x 1082	
Pixel size	8µm x 8µm	
Active optical area	10.48mm x 8.64mm	
Dark current	4000e <sup>-</sup> /s	
Read out noise	110e <sup>-</sup>	
Full well capacity / SNR	90ke <sup>-</sup> / 300: 1	
Spectral range	Monochrome:	< 350 to 980nm (to 10% of peak responsivity)
Responsivity	Monochrome:	295 x 10 <sup>3</sup> DN / (J/m <sup>2</sup> ) @ 670nm / 8bit
Quantum Efficiency	Monochrome:	> 50%
Optical fill factor	> 60%	
Dynamic range	60dB in linear mode; 120dB with LinLog®	
Characteristic curve	Linear, LinLog®	
Shutter mode	Global shutter	

## Camera Specifications

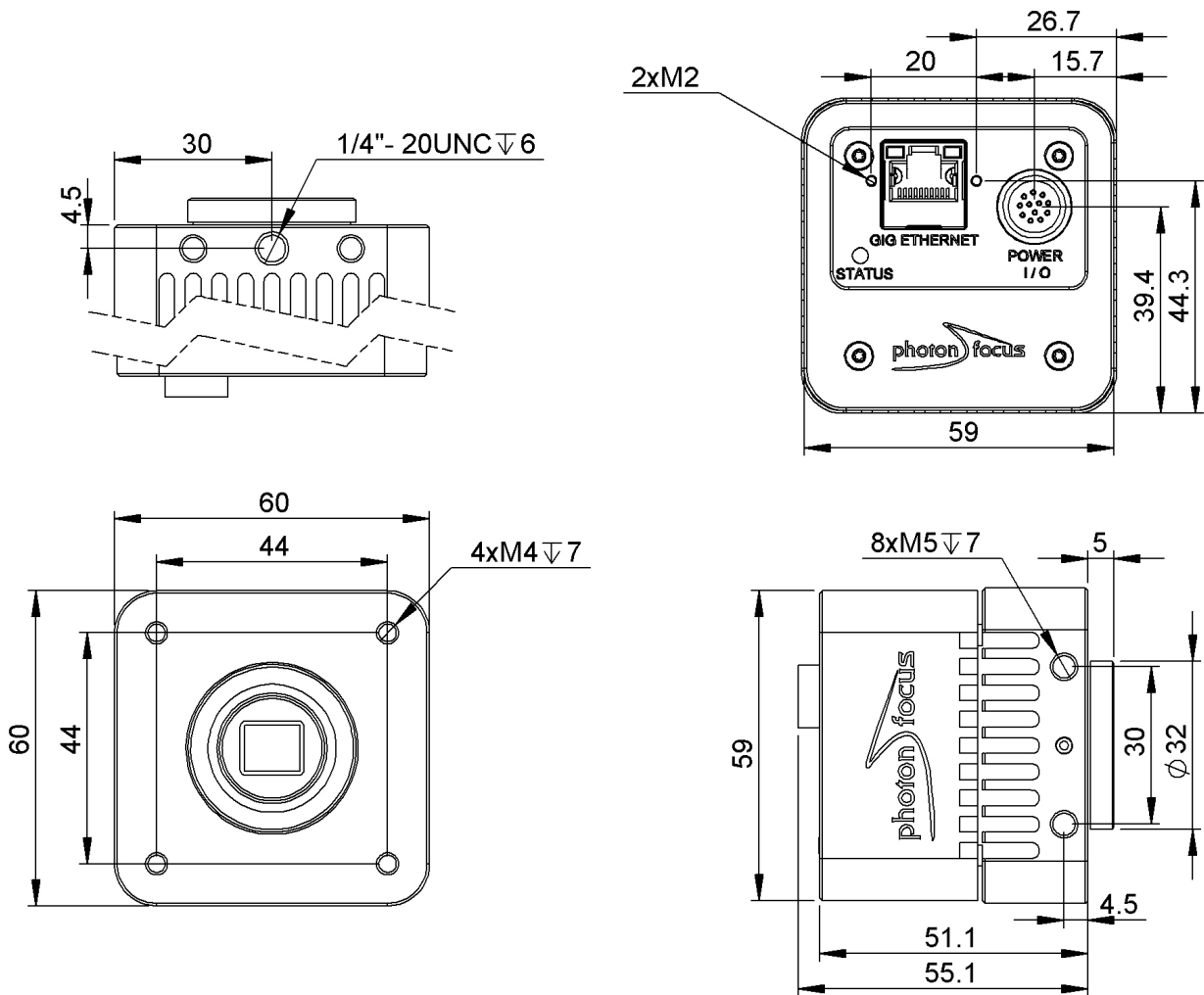
Interface	GigE
Frame rate	54fps
Pixel clock	40MHz
Camera taps	2
Greyscale resolution	8Bit / 10Bit / 12Bit
Fixed pattern noise (FPN)	< 1DN RMS @ 8bit
Exposure time range	10µs - 838ms
Analog gain	n/a
Digital gain	0.1 to 15.99 (FineGain)
Trigger Modes	Free running (non triggered), external Trigger, SWTrigger
Features	Odd/even HDR mode, Configurable region of interest (ROI), Up to 512 regions of interest (MROI), Decimation in y-direction, Image correction, 2 look-up tables (12-to-8Bit) on user-defined image region (Region-LUT), Constant frame rate independent of exposure time, Crosshairs overlay on the image, 3x3 convolver for image preprocessing, Temperature monitoring of sensor and camera, Camera informations readable over SDK, Ultra low trigger delay and low trigger jitter, Extended trigger input and strobe output functionality, Status line in picture
Operation temperature / moisture	0°C ... + 50°C / 20% ... 80%
Storage temperature / moisture	-25°C ... 60°C / 20% ... 95%
Power supply	+12VDC (-10%) ... +24VDC (+10%)
Power consumption	< 5.0W
Lens mount	C-Mount (CS-Mount optional)
I/O Inputs	2x Opto-isolated 2x RS-422 Opto-isolated
I/O Outputs	2x Opto-isolated
Dimensions	60 x 60 x 51mm <sup>3</sup>
Mass	310g
Connector I/O (Power)	Hirose 12-pole (mating plug HR10A-10P-12S)
Connector Interface	RJ-45
Conformity	CE / RoHS / WEEE
IP Code	IP40

## Connectors

Pin	I/O Type	Name	Description
1	PWR	CAMERA_GND	Camera GND 0V
2	PWR	CAMERA_PWR	Camera Power 12V... 24V
3	O	ISO_OUT0	Default Strobe out, internally Pulled up to ISO_PWR with 4k7 Resistor
4	I	ISO_INC0_N	INC0 differential input (G2: RS-422, H2: HTL), negative polarity
5	I	ISO_INC0_P	INC0 differential input (G2: RS-422, H2: HTL), positive polarity
6	PWR	ISO_PWR	Power supply 5V... 24V for output signals
7	I	ISO_IN0	IN0 input signal
8	O	ISO_OUT1 (MISC)	Q1 output from PLC, no Pull up to ISO_PWR; can be used as additional output (by adding Pull up) or as controllable switch (max. 100mA, no capacitive or inductive load)
9	I	ISO_IN1(Trigger IN)	Default Trigger IN
10	I	ISO_INC1_N	INC1 differential input (G2: RS-422, H2: HTL), negative polarity
11	I	ISO_INC1_P	INC1 differential input (G2: RS-422, H2: HTL), positive polarity
12	PWR	ISO_GND	I/O GND 0V



## Dimensions



## Explanation

DN	DigitalNumber (equals to LSB)
e <sup>-</sup>	Electrons

## Order Information

HD1-D1312-80-G2-12	BW model
--------------------	----------

## Compatibility



**Photonfocus AG**  
Bahnhofplatz 10  
CH-8853 Lachen SZ  
Switzerland

Phone: +41 55 451 00 00  
[www.photonfocus.com](http://www.photonfocus.com)  
[info@photonfocus.com](mailto:info@photonfocus.com)

## HD1-D1312-160-CL

The camera series HD1-D1312-CL is based on the Photonfocus A1312 CMOS image sensor with LinLog® technology

### Features

- Photonfocus A1312 CMOS image sensor
- 1312 x 1082 pixel resolution
- Exceptional SNR up to 300: 1
- Dynamic range up to 120dB via LinLog®
- Odd/even HDR mode
- Up to 108fps @ full resolution
- Global shutter
- Available in monochrome
- Extended sensor and camera features
- Reduction of ROI in x- and y-direction increases frame rate
- Up to 12bit greyscale resolution
- Boardlevel and OEM solution available
- CameraLink® interface



Quantum Efficiency Image Sensor

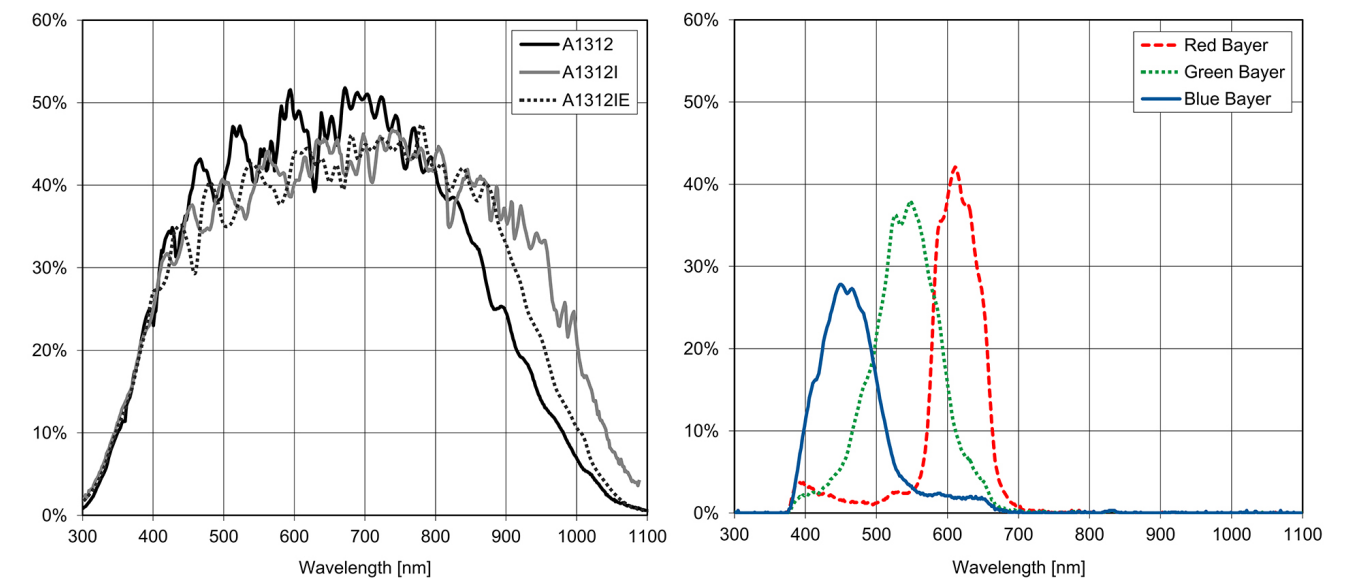


Image Sensor Specifications

Manufacturer / Type	Photonfocus / A1312	
Technology	CMOS	
Optical format	1"	
Optical diagonal	13.6mm	
Resolution	1312 x 1082	
Pixel size	8µm x 8µm	
Active optical area	10.48mm x 8.64mm	
Dark current	4000e <sup>-</sup> /s	
Read out noise	110e <sup>-</sup>	
Full well capacity / SNR	90ke <sup>-</sup> / 300: 1	
Spectral range	Monochrome:	< 350 to 980nm (to 10% of peak responsivity)
Responsivity	Monochrome:	295 x 10 <sup>3</sup> DN / (J/m <sup>2</sup> ) @ 670nm / 8bit
Quantum Efficiency	Monochrome:	> 50%
Optical fill factor	> 60%	
Dynamic range	60dB in linear mode; 120dB with LinLog®	
Characteristic curve	Linear, LinLog®	
Shutter mode	Global shutter	



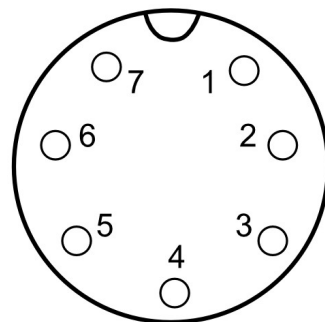
## Camera Specifications

Interface	Camera Link
Frame rate	108fps
Pixel clock	80MHz
Camera taps	2
Greyscale resolution	8Bit / 10Bit / 12Bit
Fixed pattern noise (FPN)	< 1DN RMS @ 8bit
Exposure time range	10µs - 419ms
Analog gain	n/a
Digital gain	0.1 to 15.99 (FineGain)
Trigger Modes	Free running (non triggered), external Trigger, SWTrigger
Features	Odd/even HDR mode, Configurable region of interest (ROI), Up to 512 regions of interest (MROI), Decimation in y-direction, Image correction, 2 look-up tables (12-to-8Bit) on user-defined image region (Region-LUT), Constant frame rate independent of exposure time, Crosshairs overlay on the image, 3x3 convolver for image preprocessing, Temperature monitoring of sensor and camera, Camera informations readable over SDK, Ultra low trigger delay and low trigger jitter, Extended trigger input and strobe output functionality, Status line in picture
Operation temperature / moisture	0°C ... + 50°C / 20% ... 80%
Storage temperature / moisture	-25°C ... 60°C / 20% ... 95%
Power supply	+12VDC (-10%) ... +12VDC (+10%)
Power consumption	< 3.3W
Lens mount	C-Mount (CS-Mount optional)
I/O Inputs	1x Opto-isolated
I/O Outputs	1x Opto-isolated
Dimensions	60 x 60 x 45mm <sup>3</sup>
Mass	265g
Connector I/O (Power)	Binder 7-pole (mating plug 99-0421-00-07)
Connector Interface	CameraLink Base (MDR)
Conformity	CE / RoHS / WEEE
IP Code	IP40

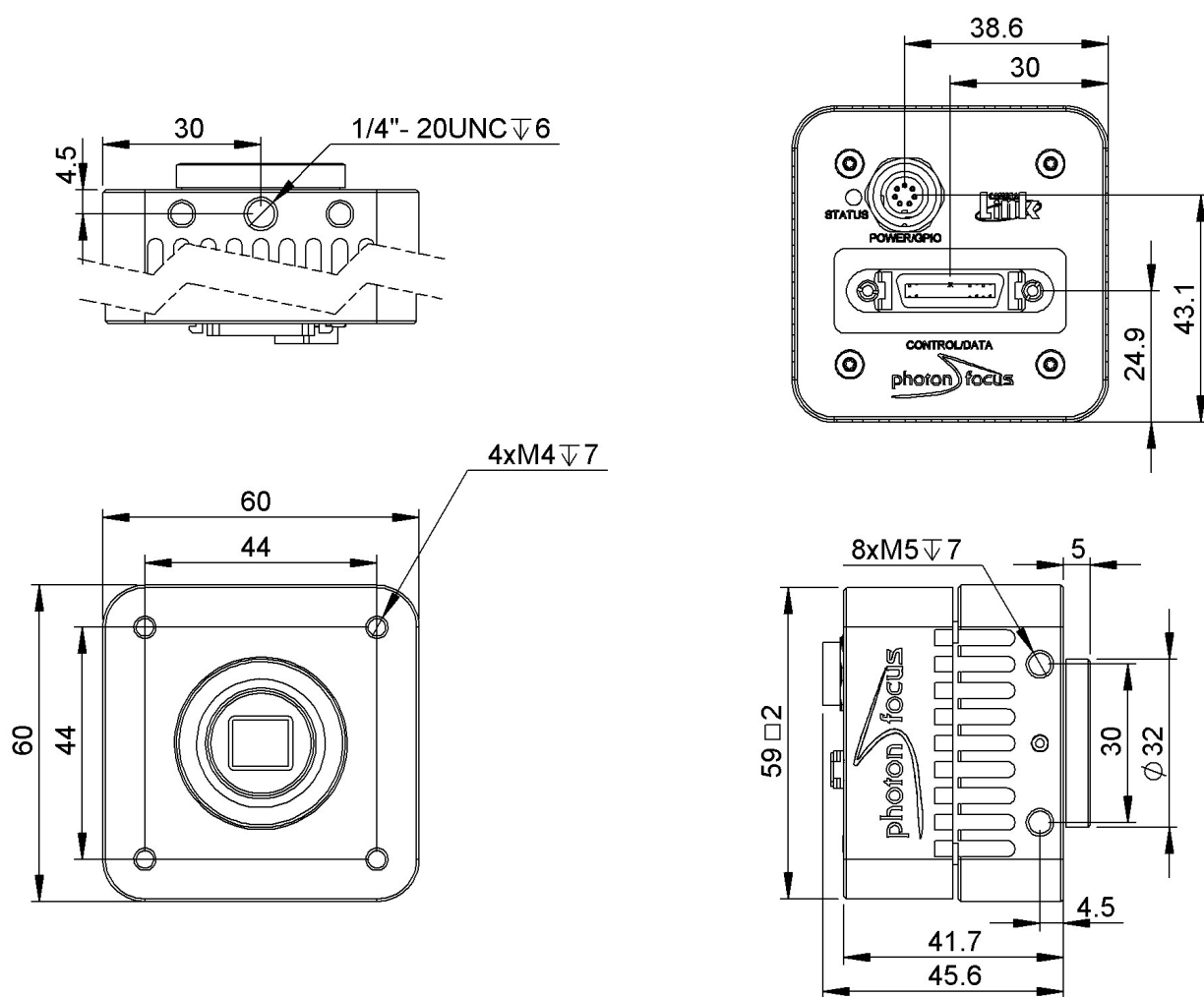


## Connectors

Pin	I/O Type	Name	Description
1	PWR	CAMERA_PWR	Camera Power 12VDC
2	PWR	CAMERA_GND	Camera GND 0V
3	O	RESERVED	Do not connect
4	PWR	STROBE-VDD	+5 ... +15 VDC
5	O	STROBE	Strobe control (opto-isolated)
6	I	TRIGGER	External trigger (opto-isolated), +5 .. +15VDC
7	PWR	GROUND	Signal ground (for opto-isolated strobe signal)



## Dimensions



## Explanation

DN	DigitalNumber (equals to LSB)
e <sup>-</sup>	Electrons

## Order Information

HD1-D1312-160-CL-12	BW model
---------------------	----------

### Photonfocus AG

Bahnhofplatz 10  
CH-8853 Lachen SZ  
Switzerland

Phone: +41 55 451 00 00  
[www.photonfocus.com](http://www.photonfocus.com)  
[info@photonfocus.com](mailto:info@photonfocus.com)