

# 1" 6 MEGAPIXEL PLUS

LM12SC LM16SC LM25SC LM35SC LM50SC

## SC Series

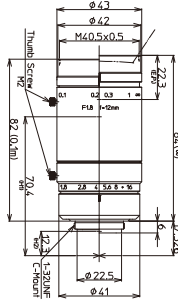
### High Resolution FA/MV Lenses

#### Features of SC Series

- ▶ Large image size of  $\Phi 16\text{mm}$  (C-mount).
- ▶ Able to maintain a sharp image with high resolution and contrast from the center to the corners of an image (less degradation of corner resolution).
- ▶ High precision aspherical lens greatly reduces distortion and creates a short minimum object distance.
- ▶ Kowa's wide-band multi-coating effectively decreases glare and refraction and produces a high transmission from the visible to NIR wavelength range.



LM12SC



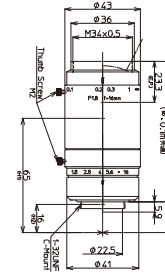
Model	LM12SC
Focal Length(mm)	12
Image Size(mm)	12.8×9.6( $\Phi 16$ )
Iris Range(F-stop)	F1.8-F16
Focusing Range(m)	0.1-∞
Control Iris	Manual
Focus	Manual
Shooting Range at M.O.D.(mm)	125.5(H)×93.5(V)
Angle of 1 Inch	55.9×43.1
View 2/3 Inch	39.8×30.2
(Degrees) 1/1.8 Inch	32.9×24.9
Resolution(Center, Corner)	160lp/mm, 120lp/mm
TV Distortion(%)	-0.55
Back Focus in Air(mm)	13.0
Mount	C-mount
Filter Thread(mm)	M40.5×P0.5
Size(mm)	$\Phi 43 \times 84.0$
Weight(g)	255
Temperature Range	-10°C→+50°C

1" 2/3" 1/1.8" 12mm FIXED GMEGA+ C-mt METAL LO-DIS FLOAT XD  
Fixed Focal Megapixel C-mount Metal Body Low Distortion Floating Extra Low Dispersion

# 1" 6 MEGAPIXEL PLUS LENS SERIES

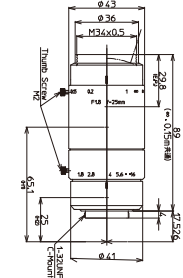
LM16SC LM25SC LM35SC LM50SC

LM16SC



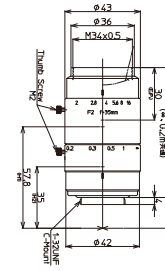
1" 2/3" 1/1.8" 16mm  
FIXED GMEGA+ C-mt METAL LO-DIS FLOAT XD  
Fixed Focal Megapixel C-mount Metal Body Low Distortion Floating Extra Low Dispersion

LM25SC



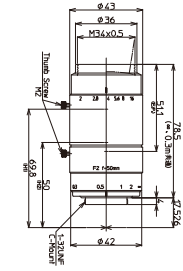
1" 2/3" 1/1.8" 25mm  
FIXED GMEGA+ C-mt METAL LO-DIS FLOAT XD  
Fixed Focal Megapixel C-mount Metal Body Low Distortion Floating Extra Low Dispersion

LM35SC



1" 2/3" 1/1.8" 35mm  
FIXED GMEGA+ C-mt METAL LO-DIS FLOAT  
Fixed Focal Megapixel C-mount Metal Body Low Distortion Floating

LM50SC



1" 2/3" 1/1.8" 50mm  
FIXED GMEGA+ C-mt METAL LO-DIS FLOAT  
Fixed Focal Megapixel C-mount Metal Body Low Distortion Floating

Model	LM16SC	LM25SC	LM35SC	LM50SC
Focal Length(mm)	16	25	35	50
Image Size(mm)	12.8×9.6( $\Phi 16$ )	12.8×9.6( $\Phi 16$ )	12.8×9.6( $\Phi 16$ )	12.8×9.6( $\Phi 16$ )
Iris Range(F-stop)	F1.8-F16	F1.8-F16	F2.0-F16	F2.0-F16
Focusing Range(m)	0.1-∞	0.15-∞	0.2-∞	0.3-∞
Control Iris	Manual	Manual	Manual	Manual
Focus	Manual	Manual	Manual	Manual
Shooting Range at M.O.D.(mm)	93.5(H)×69.9(V)	86.1(H)×64.4(V)	69.9(H)×52.4(V)	70.1(H)×52.7(V)
Angle of 1 Inch	44.0×33.6	28.9×21.8	20.8×15.6	14.6×11.0
View 2/3 Inch	30.9×23.3	20.1×15.2	14.3×10.8	10.1×7.6
(Degrees) 1/1.8 Inch	25.5×19.2	16.5×12.4	11.7×8.8	8.3×6.2
Resolution(Center, Corner)	160lp/mm, 120lp/mm	160lp/mm, 120lp/mm	160lp/mm, 120lp/mm	160lp/mm, 120lp/mm
TV Distortion(%)	0.02	-0.34	0.02	0.30
Back Focus in Air(mm)	13.0	24.3	15.2	21.6
Mount	C-mount	C-mount	C-mount	C-mount
Filter Thread(mm)	M34×P0.5	M34×P0.5	M34×P0.5	M34×P0.5
Size(mm)	$\Phi 43 \times 80.0$	$\Phi 43 \times 89.0$	$\Phi 43 \times 74.0$	$\Phi 43 \times 78.5$
Weight(g)	240	245	200	210
Temperature Range	-10°C→+50°C	-10°C→+50°C	-10°C→+50°C	-10°C→+50°C

#### Diagram of M.O.D. / Magnification Using A Close Up Ring

Model	LM12SC	LM16SC	LM25SC	LM35SC	LM50SC
(Non)M.O.D./Magnification	100mm/0.10×	100mm/0.14×	150mm/0.15×	200mm/0.18×	300mm/0.18×
11mm Ring/M.O.D./Magnification	48mm/0.19×	64mm/0.20×	115mm/0.19×	174mm/0.21×	273mm/0.20×
5mm Ring/M.O.D./Magnification	-	21mm/0.46×	56mm/0.35×	117mm/0.33×	204mm/0.28×
110mm Ring/M.O.D./Magnification	-	-	31mm/0.55×	85mm/0.48×	158mm/0.39×
120mm Ring/M.O.D./Magnification	-	-	12mm/0.96×	58mm/0.77×	115mm/0.59×

† Images may differ from the actual product.

† Images may differ from the actual product.