

# PRODUCT OVERVIEW

## Telecentric Lens – High Resolution

### VS-TCH Series : High-Resolution Telecentric Lens

For megapixel sensor

Short O/I is suitable for machine use


Mag. 0.5x ~ 6.0x total 34 models

Co-axial built in model available



	Model No	Optical Mag.	WD (mm)	Sensor Size (Max)	TV Distortion (Max.)	Mount
WD65 series	VS-TCH05-65	0.5x	75.3	2/3"	0.02%	C
	VS-TCH08-65	0.8x	70.3	2/3"	0.01%	C
	VS-TCH1-50	1.0x	53.3	2/3"	0.02%	C
	VS-TCH1-65	1.0x	68.8	2/3"	0.01%	C
	VS-TCH1.5-65	1.5x	65	2/3"	0.01%	C
	VS-TCH2-65	2.0x	65	2/3"	0.03%	C
	VS-TCH3-60	3.0x	59.8	2/3"	0.01%	C
	VS-TCH4-65	4.0x	65	2/3"	0.02%	C
	VS-TCH6-65	6.0x	65.8	2/3"	0.02%	C
WD110 series	VS-TCH05-110	0.5x	110.8	2/3"	0.02%	C
	VS-TCH08-110	0.8x	110.7	2/3"	0.02%	C
	VS-TCH1-110	1.0x	110.3	2/3"	0.02%	C
	VS-TCH1.5-110	1.5x	110.8	2/3"	0.02%	C
	VS-TCH2-110	2.0x	110.8	2/3"	0.03%	C
	VS-TCH3-100	3.0x	103.1	2/3"	0.01%	C
	VS-TCH4-110	4.0x	110.8	2/3"	0.03%	C
	VS-TCH6-110	6.0x	110.9	2/3"	0.03%	C

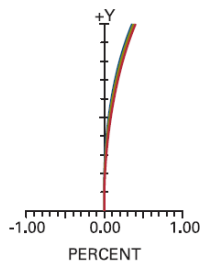
### Sample Image



### Low distortion

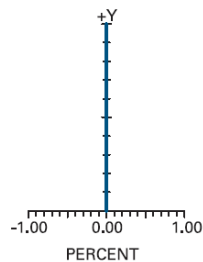
Conventional telecentric lens

TV DISTORTION



VS-TCH Series

TV DISTORTION



### High contrast in entire Filed of View

Other product



VS-TCH Series

