

GSX 365 Usage Reports & GSX 365 Security Audit

Microsoft Partner

Gold Cloud Productivity
Gold Messaging



With you, everywhere, for more than 20 years

- ▶ Founded in 1996, Headquartered in Switzerland
- ▶ Offices in USA, UK, France, Switzerland, Singapore and Bangalore



5 million Users

In **90** countries

Follow the Sun Support



Trusted by your peers, on premises, hybrid and full cloud

Consulting & IT Services

Atos

BUREAU VERITAS
1828

IBM

BAE SYSTEMS
INSPIRED WORK

Transportation & Logistic

ALSTOM

CLIPPER

PORSCHE

DACHSER
Intelligent Logistics

RoyalCaribbean
INTERNATIONAL

Healthcare

BAYER

KAISER PERMANENTE®

Virbac
SANTÉ ANIMALE

EVONIK
INDUSTRIES

Manufacturing & Retail

TJX

automotive engineering iau

TERADYNE

Kingston
TECHNOLOGY

DKNY
Donna Karan New York

Electrolux

Financial

BNP PARIBAS
La banque d'un monde qui change

SILCA
PRODUCTION INFORMATIQUE

HSBC

EY
Building a better working world

Nordea

CAPITAL GROUP®

pwc

Raiffeisen BANK

Swiss Re

Insurance

Gen Re

AVIVA

HealthNow
HealthNow New York Inc.

MUTUAL OF AMERICA
Your Retirement Company

CHUBB



Company Strategic partnership



- ▶ Working with Microsoft to deliver the best Solutions on the Market
- ▶ Members of Microsoft TAP : beta tester for Microsoft
- ▶ Microsoft Gold partner in Messaging & Cloud Productivity
- ▶ Work hand in hand with Azure team

Hybrid Cloud Focus



Microsoft Experts



- ▶ Microsoft certified engineers
- ▶ Office 365 migration expertise
- ▶ Cloud & On premise certifications
- ▶ Customer Success Organization

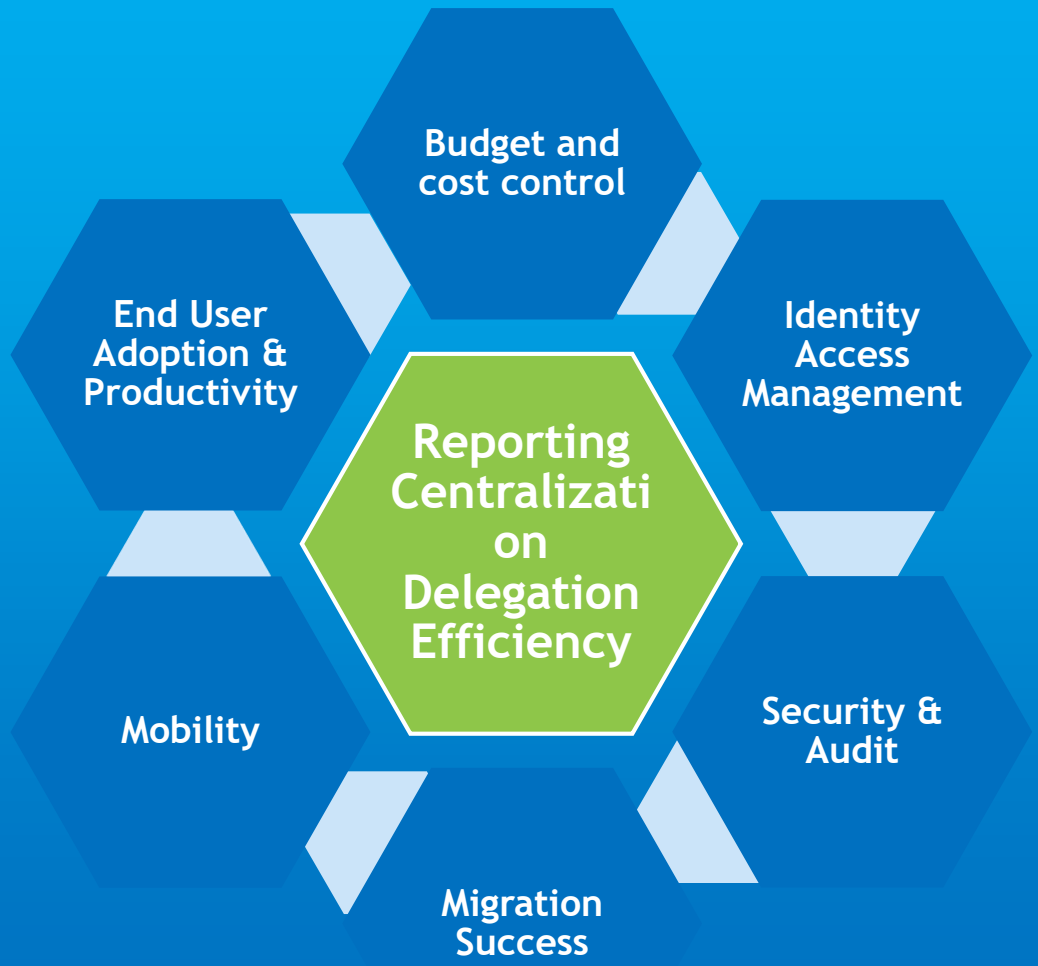
- ▶ Designed for Microsoft Cloud, Hybrid & On-premises service monitoring
- ▶ End User Experience & Office 365 performance management
- ▶ Office 365 Productivity Solutions including Usage reporting, Security Audit and User management
- ▶ Gartner's Solution to Watch





You can not escape Reporting and Office 365 is not designed for it

- ✓ Statistics represent facts that matter to Management
- ✓ Statistics are the evidence you need to solve any issue
- ✓ Statistics justify the level of service provided
- ✓ Statistics show the end user adoption of any new service



- ✓ Office 365 Portal is not made to be a reporting Portal
- ✓ Critical Statistics are missing or cannot be used
- ✓ Portal RBAC does not allow proper delegation
- ✓ Reporting becomes a burden for everybody



- ✓ GSX 365 Usage Reports & GSX 365 Security Audit are **full SaaS** and available through any browser
- ✓ Profiles can be **customized, precise RBAC**
- ✓ Default view provides **critical reports** for your entire Office 365 environment
- ✓ **Custom reports** can be easily added
- ✓ Reports can be scheduled to be **sent automatically** to the right target

- ✓ GSX creates a **secure read-only user account**
- ✓ Statistics are stored in a **secure encrypted database**
- ✓ User friendly UI, no **PowerShell**
- ✓ **Delegation, scheduled exports, etc.**
- ✓ **Work with hybrid environment (Microsoft Exchange)**



Exchange & Mail

- ▶ Connection by Client Type
- ▶ Top senders, Top recipients
- ▶ Mailbox size & usage
- ▶ Total Mail Storage over time
- ▶ Users with archive mailboxes,
- ▶ Inactive Mailboxes
- ▶ Inbound, outbound mail
- ▶ Spam Malware Traffic
- ▶ Top distribution groups
- ▶ Top Spam & Malware Inactive Distribution Groups
- ▶ Mail Traffic by users

Skype for Business

- ▶ Client activity per month (windows client, device client)
- ▶ Client device per user
- ▶ Detailed type and number of activities (App Sharing, Conf, AV conf, P2P, etc.)
- ▶ Detailed Peer to Peer sessions
- ▶ Login per day
- ▶ Detailed conferences statistics

SharePoint & OneDrive

- ▶ Graphical & hierarchical display
- ▶ Content & permissions
- ▶ Site collections detailed reports
- ▶ Last modified objects
- ▶ Inactive Objects
- ▶ Group membership
- ▶ Sharing, versioning, auditing settings reports

Yammer

- ▶ Users
- ▶ Posted per user
- ▶ Read per user
- ▶ Liked per user

Groups & Public Folders

- ▶ List of all Groups
- ▶ Groups by size
- ▶ Group accepting external Mail
- ▶ Group Members
- ▶ Group lists
- ▶ Empty Group
- ▶ Public Folder Explorer

Licenses & Tenant

- ▶ License usage over time
- ▶ Licenses per service, per product
- ▶ Users without licenses
- ▶ Inventory
- ▶ Office 365 service status

Mobility

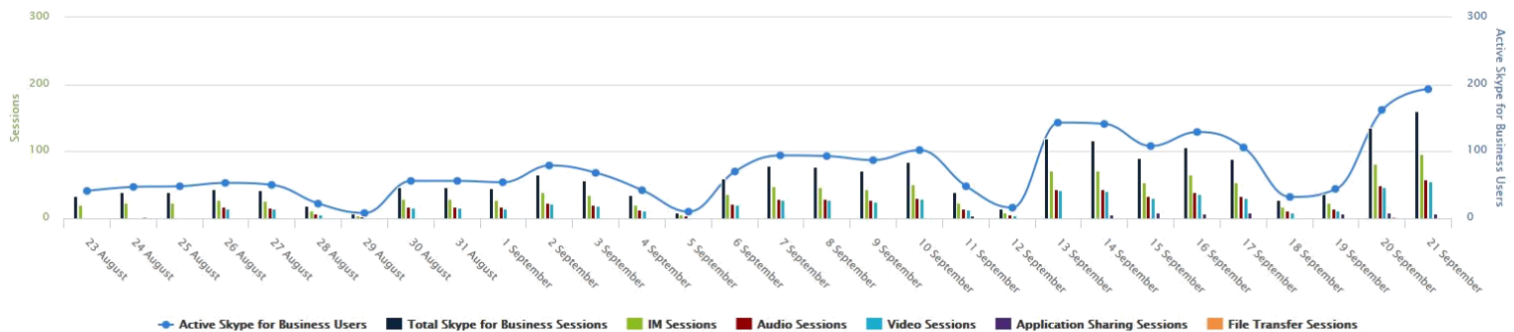
- ▶ Mobile Users by Device OS, Manufacturer, Device Model, Policy
- ▶ Policy Application Status
- ▶ Folder synchronized
- ▶ Devices by Access State
- ▶ Inactive Mobile Devices
- ▶ Active Sync synchronizations per day

Security & Audit

- ▶ User, Shared Mailbox, retention policy
- ▶ User Password
- ▶ Administrative roles
- ▶ Top operation per services
- ▶ Failed events
- ▶ Administrators activities
- ▶ Mailbox activities
- ▶ Sharing & access requests
- ▶ File & Folder & DLP operations
- ▶ Azure AD Anomalous activities

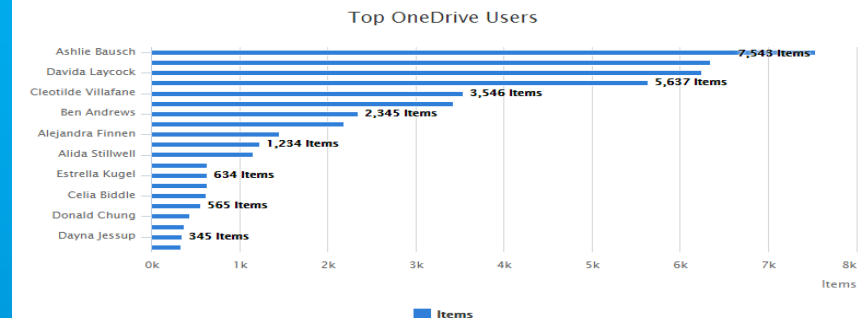


Skype for Business Sessions per Day



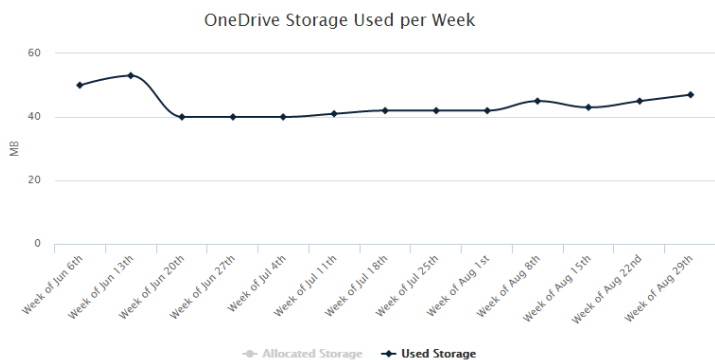
Top OneDrive Users

This report shows the top OneDrive Users by number of Items.

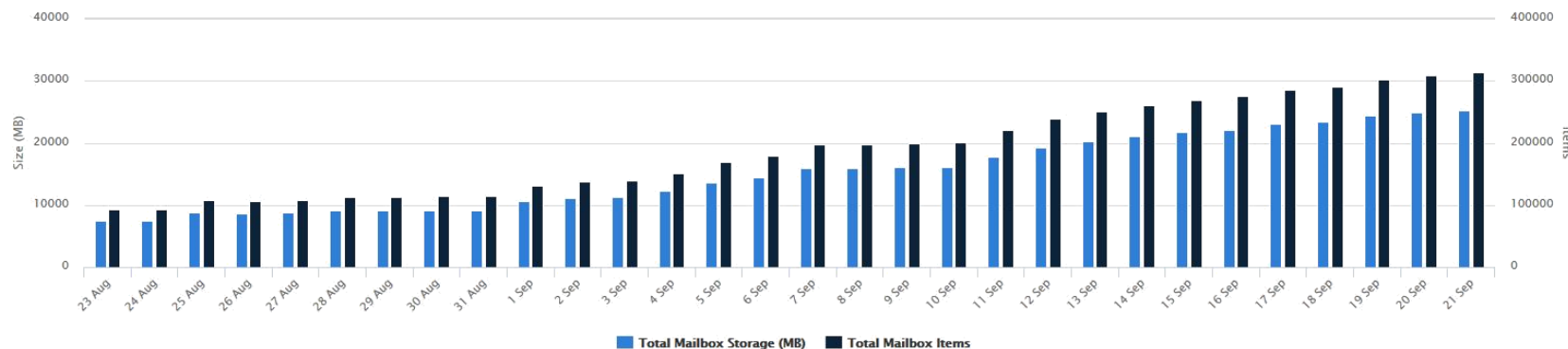


OneDrive Storage by Week

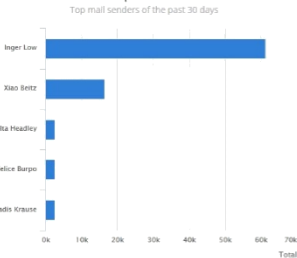
This shows the OneDrive Storage Allocated vs Used per week between June 5, 2015 and September 3, 2015



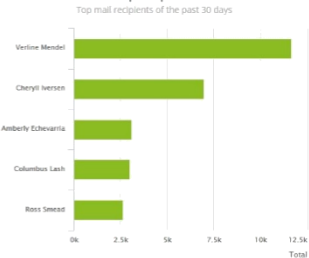
Total Mail Storage over Time



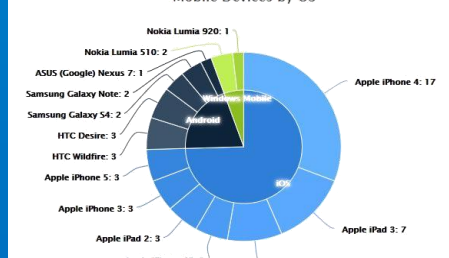
Top Senders



Top Recipients

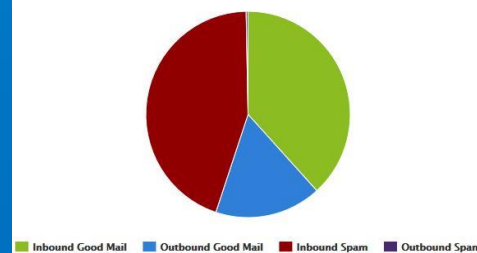


Mobile Devices by OS



Mail Traffic

Shows a summary of mail traffic for past days





How to lower your security risks: Reducing probability and impact of malicious event

Answer these questions

- ▶ How do we know what's happening in our environment?
- ▶ Who is trying to access the environment and from where?
- ▶ What is going on at the document level, and how are they being accessed?

Goals

- ▶ Reduce risks and increase visibility into what's happening in your cloud environment
- ▶ Minimize the potential threats

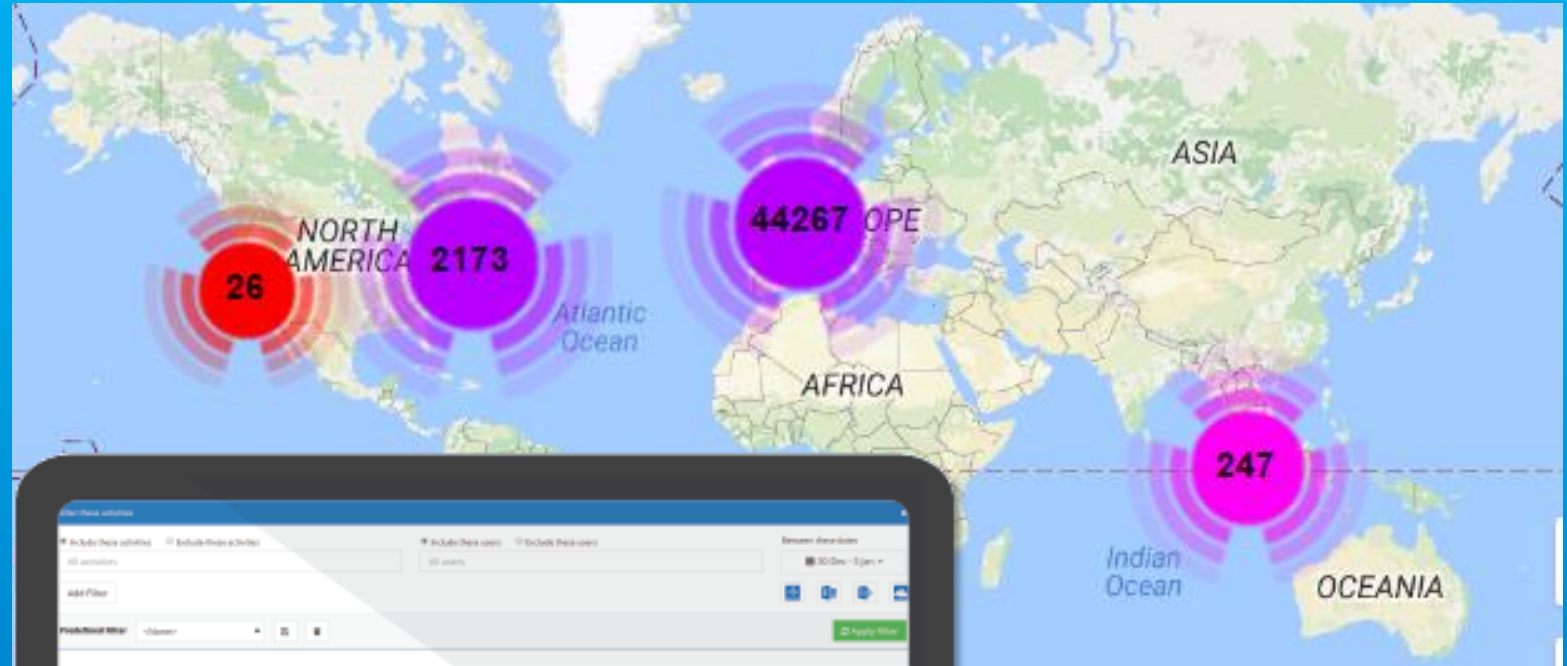
How?

- ▶ Collect all data on Office 365 activities
- ▶ Collect all workloads
- ▶ Present the data to provide actionable insight
- ▶ Provide automatically the right data to the right person



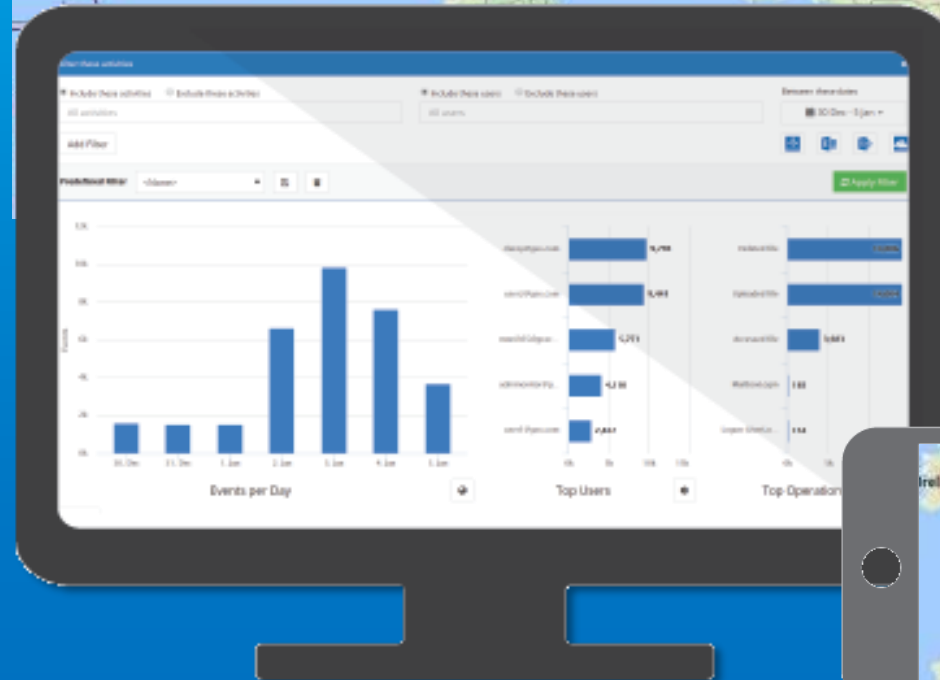
What are the GSX 365 Security Audit capabilities?

- ▶ Who is doing what?
- ▶ Is there any anomalous activity?
- ▶ Do you use your DLP?
- ▶ Is SharePoint at risk?



GSX Solutions Benefits

- ▶ Restore full visibility on critical activities on Office 365
- ▶ Reduce risks coming from data breach
- ▶ Present the information on map and timeline to quickly identify who is doing what and where





Detailed Audit of your Office 365 activities

General capabilities

- ▶ See all the Audit and activities on a comprehensive timeline
- ▶ See information on map, table or detailed events reports
- ▶ Navigate through users, documents and events without any interaction with the Audit log
- ▶ Filter the information easily to spot what can be dangerous
- ▶ See instant top users, Azure, Exchange, SharePoint and OneDrive Activities

Detailed failed events

- ▶ Detailed every failed event on your environment
- ▶ Detect brute force account, where, when and on which account
- ▶ Understand what has been made on these accounts to determine your level of risk
- ▶ Navigate to see what documents are at risks

Administrator & Mailbox

- ▶ Understand the work of your administrators
- ▶ Who has changed any user setting
- ▶ See any change made in the environment
- ▶ Detect new access granted
- ▶ Check new delegate access to critical mailboxes
- ▶ See who is accessing which mailboxes

Sharing & Access Requests & Actions

- ▶ See instantly who is sharing files and folders inside and outside of the organization
- ▶ See who and where were the people that accepted the requests
- ▶ Understand what files or which folder have been shared
- ▶ Understand who has been doing what with any of the organization's files

DLP events

- ▶ Provide a comprehensive way to understand all the DLP events, who triggered them, when and why
- ▶ Spot inefficient rules that are tagging too many emails

Azure AD Anomalous Activities

- ▶ See all the Azure events from the same dashboard
- ▶ Sign in after multiple failures
- ▶ Irregular sign in
- ▶ Sign in from infected devices
- ▶ Sign in from Unknown Sources



One solution to keep an eye on everything that matters

Identify and understand the origin of anomalous activities

Get one place for all the information you need to enforce security on Office 365 environment

Detect data leak, brute force account, suspicious shared access and workload on files

See all activities from anyone in a comprehensive way

 **Office 365**
Security
Enforcement

Spot manual administration errors and decrease time to repair

GSX for Office 365



A complete set of Solutions for Office 365 Management

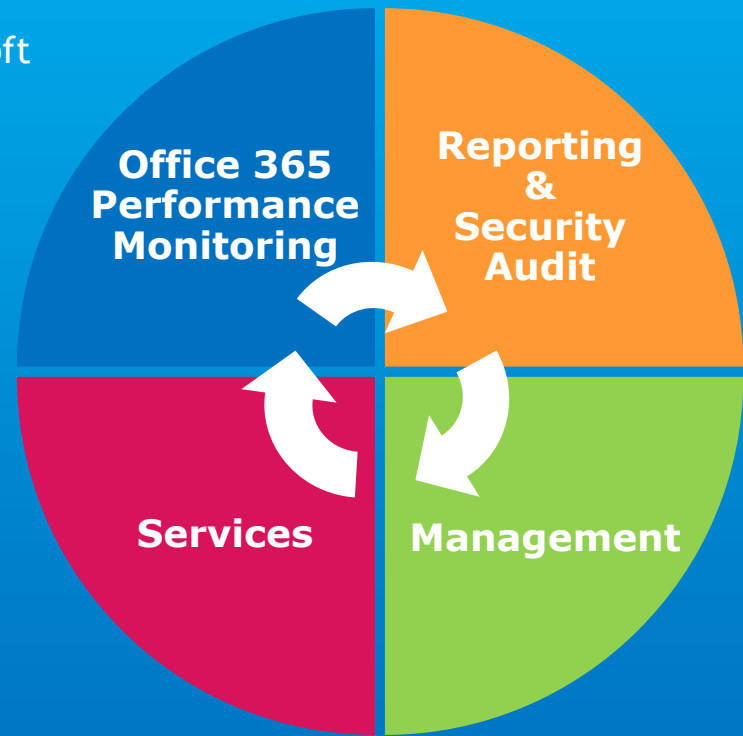




Enabling IT to deliver the best Office 365 experience

- ▶ Be warned before your users
- ▶ Reduce considerably the number of tickets
- ▶ Reduce drastically the mean time to Repair
- ▶ Reduce considerably your costs with Microsoft (decrease your escalation tickets number)
- ▶ Ensure the best possible experience and productivity for your end users

- ▶ Assess the ability of your locations to provide descent Office 365 end-user experience before your migration
- ▶ Reduce considerably Migration end-user complains and tickets
- ▶ Troubleshoot easily locations with poor Office 365 performance



- ▶ Provide the right data to the right person, automatically
- ▶ Use self service reports to cut down your reporting time & costs
- ▶ Enable precise analysis of license & services usage per department, locations, etc.
- ▶ Reduce drastically the Security risks of your organization attached to Office 365
 - ▶ Detect abnormal behavior before they impact you
 - ▶ Fix the event before the impact grows
- ▶ Reduce IT operation costs by automating recurring tasks and enabling safe delegation to non IT, non PowerShell expert (Helpdesk)
- ▶ Track any actions to fix eventual human errors in minutes
- ▶ Manage large and multitenant environments from one portal efficiently



GSX Solutions Headquarter
Geneva, Switzerland
+41 22 735 82 40
sales@gsx.com



**14-Day
Free Trial**

Start Now ▶

GSX Solutions USA
Boston, MA
+1 (310) 765-4139 x701
sales@gsx.com

