



modern
message

Support your Resident Engagement Strategy with Announcements

Involve more residents in your rewards program by broadcasting Announcements. This relevant information inspires residents to connect more frequently with the community.

- Remind residents to participate in your custom actions and polls
- Promote temporary opportunities to earn bonus points on top of existing default actions, e.g., giving 10,000 bonus points to residents who successfully refer friends that month
- Choose to notify residents via email to reach all residents, even those who haven't joined the program, yet

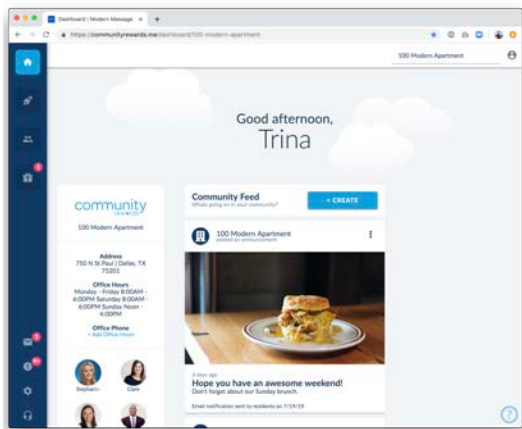
Use the Feed to Build Community Engagement – Your Way

- Share holiday greetings
- Mention tips and tricks for making use of apartment spaces
- Get operational reminders in front of more eyes by copying them, [here](#)
- Highlight community stories
- Advise residents on the best places to eat, drink and entertain in the surrounding area
- Generate buzz around upcoming neighborhood activities

Whatever you can dream up that's worthy to share with your community, lives here.

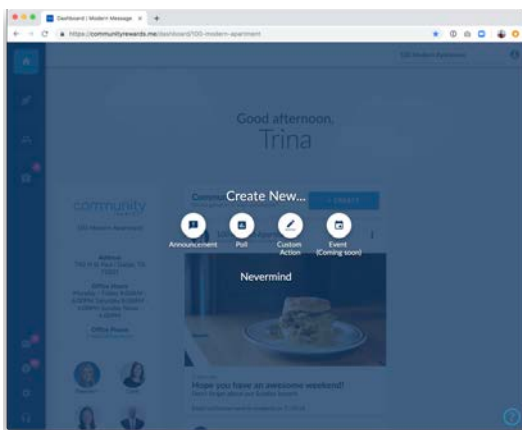
Updates to Your Dashboard

New Home Page



With the inclusion of **Announcements**, you also receive a new Home Page to make room for the accompanying **Community Feed**.

Create Announcements from the Home Page

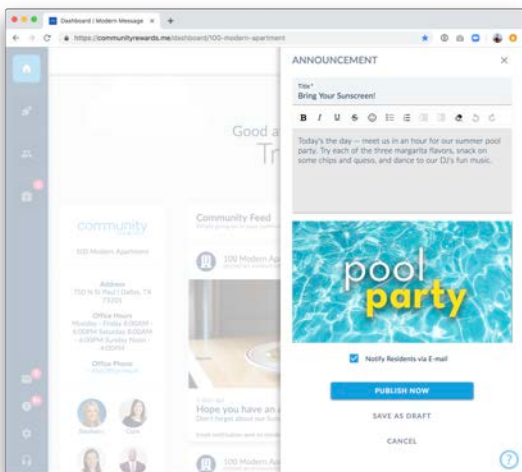


You may create a new **Announcement** by clicking the “**Create New**” button from the home page.

From a single create button, you may choose to write an **Announcement**, Custom Action, or Poll.

Pretty soon, you’ll be able to create Events, too!

Easy to Create

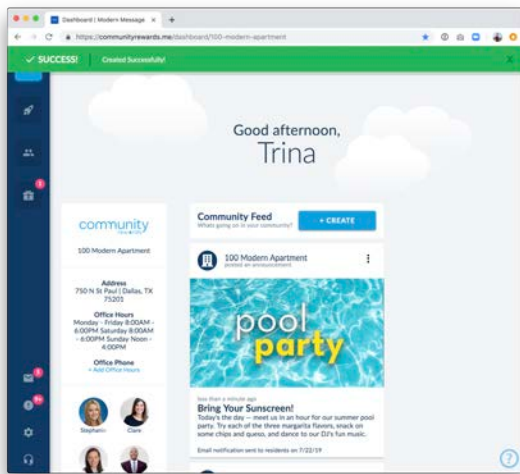


Announcements must contain a title, with the option to include a description and an image or a GIF.

You may choose to “**Notify Residents via E-mail**,” which sends an e-mail to all residents in your community – even those who have not signed up for the rewards program.

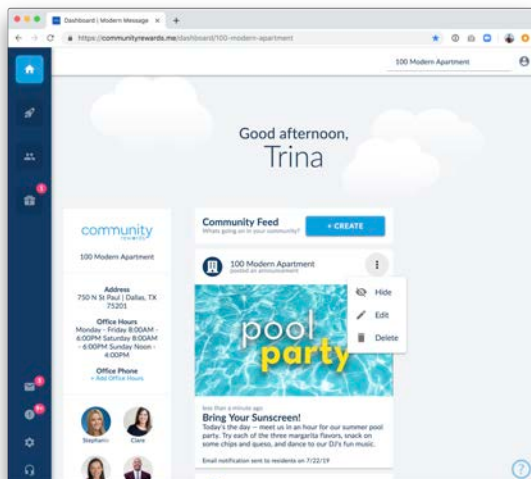
The e-mail notification can only be sent *once* and is sent when the **Announcement** is published to the **Feed**.

Post to a Community Feed



Each **Announcement** you **publish** will display in the **Feed** on your new Home Page. Residents will also see a version of this **Community Feed** inside their experience.

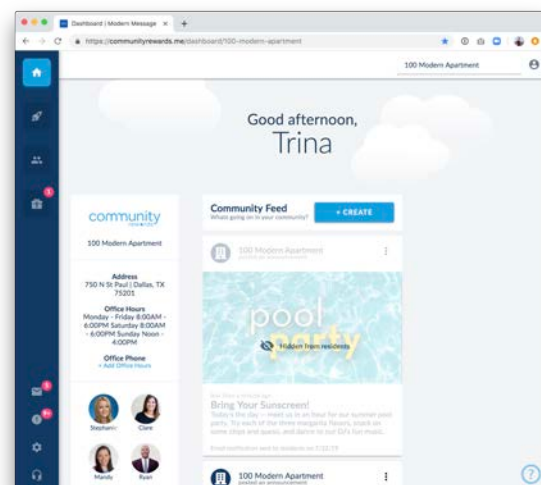
Manage Your Feed



Not ready to post that **Announcement**? **Save it as a draft** instead. Drafts are not visible to residents and may be accessed by the onsite team in the Dashboard view of the **Community Feed**.

You can **publish** a draft, or delete it, at any time by clicking on the post from within your **Feed**.

Published posts may be **hidden, edited** or **deleted**.



Hiding your **Announcement** post removes it from your residents' **Community Feed** view.

You may also **unhide** posts later.


If you save an **Announcement** as a draft, it will show up in your feed as a **hidden post**.

Updates to the Residents' Experience

When residents log into Community Rewards, they will now have a **read-only view** of Announcements visible in the Community Feed.

They will also see Office Hours and Quick Links, so be sure to keep your **Community Guide** up-to-date via the Dashboard.

Residents will receive an email, highlighting the Announcement.



Residents may browse the Feed and click to view individual posts.

