

# MONARCH TRACKING INTEGRATION



Updated February 5<sup>th</sup>, 2018 | [www.Carrier.MacroPointConnect.com/Technical-Documentation](http://www.Carrier.MacroPointConnect.com/Technical-Documentation)

## HOW TO CONNECT

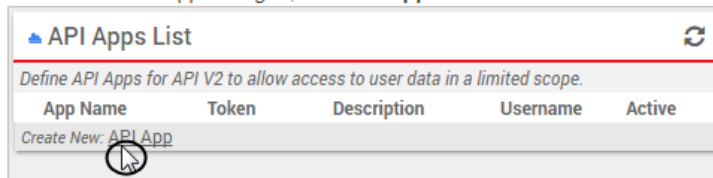
- To move forward with Monarch integration, you will need to generate an app token in your Monarch/GPS Insight portal:

**Please note: Your user portal address may differ from what is shown. Simply log into your Monarch portal as you typically would and follow the instructions from there.**

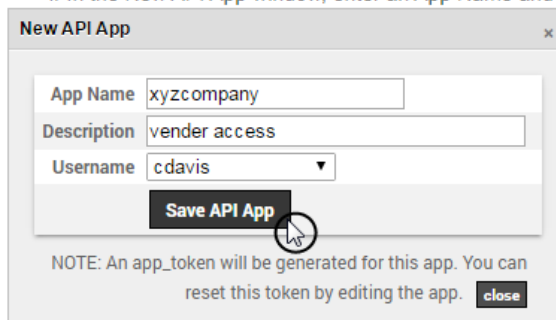
- Open a web browser, and log in to [portal.gpsinsight.com](http://portal.gpsinsight.com).
- From the Menu Bar, hover over the **Account** menu, point to **Manage Users**, and click **Manage access to api V2 functions**.

The Manage API Apps page appears.

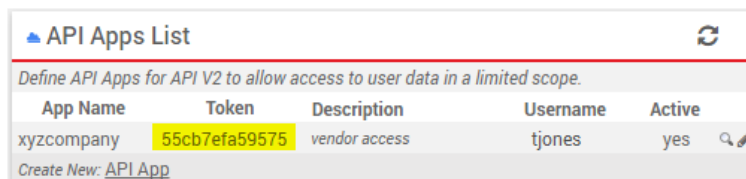
- In the API Apps List grid, click **API App** next to Create New.



- In the New API App window, enter an App Name and Description, and click **Save API App**.



A new App Token is generated:



2. Once this App Token has been generated, please provide it to your Descartes MacroPoint Carrier Activation Consultant. If one has not yet been assigned to you, please email it to the Descartes MacroPoint Carrier Activation Team at [MPActivations@descartes.com](mailto:MPActivations@descartes.com).

---

### NOTES

---

When requesting an API Key or user credentials to be provided for use with Descartes MacroPoint, please ensure that the credentials have administrative permissions/API access.