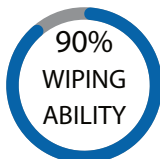


Dura Dot #202

SCRAPER/WIPER | HEAVY TRAFFIC



Crown's Dura-Dot is the perfect solution for heavy traffic entrances. Compared to other mats, Dura-Dot offers a more attractive appearance that lasts significantly longer.

APPLICATIONS

- heavy traffic areas
- hospitals
- universities
- large retail stores
- airports
- shopping malls
- schools

FEATURES

- Ideal for wall to wall installations or oversize entryways
- Dura-Dot Berber patterned surface will effectively remove dirt and moisture keeping entrances safe and clean
- Stain UV and abrasion-resistant Berber surface for high-performance applications
- Anti-skid and moisture resistant gel foam backing.


MAT SIZES

3' x 5' 3' x 10' 4' x 82'

ROLL SIZES

3' x 82' 4' x 82' 6' x 82'
1m x 82' 2m x 82' 3m x 82' 4m x 82'

For applied nosing see
Prop 65 WARNING: 65002



Anthracite, Blue/Gray, Dark Brown,

FIBER

Polypropylene

PILE WEIGHT

44 oz. per sq. yd.

BACKING

Vinyl

THICKNESS


3/8

FLAMMABILITY

D.O.C. -FF-1-70

WARRANTY Total Confidence

Backing & sewn nosing



- Mats have sewn and glued picture frame nosing.
- Rolls do not have beveled borders.
- Not recommended for applications where storage, rolling and unrolling is required.

Working Hard for the Hard Working

WE OFFER A 48 HOUR SHIPPING GUARANTEE FOR IN-STOCK ORDERS.
CrownMats.com 1-800-MAT-LINE 2100 Commerce Drive, Fremont, Ohio 43420