

DABBLEDOOMUSIC

Graphic Notation
Symbols

S



t

DING
DONG

Teacher Resource Pack 2

DABBLEDOOMUSIC

THE FUN WAY TO LEARN ABOUT MUSIC

TEACHER RESOURCE PACK 2 - GRAPHIC NOTATION SYMBOLS

Many teachers have asked us about having individual print outs available of each of the symbols from the Front Door. As a result, we have created four colour versions of each symbol that are in the following order:

Line going down
Pig
Dots
Zig Zag
T
S
Triangle
Ding Dong
Line going up


One way these sheets can be used is to be laminated and held up by the teacher or one of the pupils to 'conduct' the classroom. Another way might be to arrange them on the wall for everyone to perform using vocal sounds.


Hopefully you enjoy using these in your class and, as ever, we would welcome any feedback you might have.


Best wishes,


Shane, Killian and Chris





















































S


S


S

S









DING
DONG

DING
DONG



DING
DONG

DING
DONG



