



USER GUIDE ON SKILLSFUTURE CREDIT (INDIVIDUALS)

This User Guide outlines the steps for various processes within SkillsFuture Credit Portal

Table of Contents

1	LOGIN	1
2	VIEW MY ACCOUNT SUMMARY	2
3	SUBMIT A CLAIM	3
3.1	Submitting a Claim for Courses offered by local Training Providers	3
3.2	Submitting a Claim for Overseas Massive Open Online Courses (MOOC)	9
4	MANAGE CLAIMS	14
4.1	Filter Claims	14
4.2	View Claim Applications.....	15
4.3	View Credit Transaction History	16
4.4	Cancel Claim.....	16


1 LOGIN

1. To login to the site, click the "LOGIN" button.

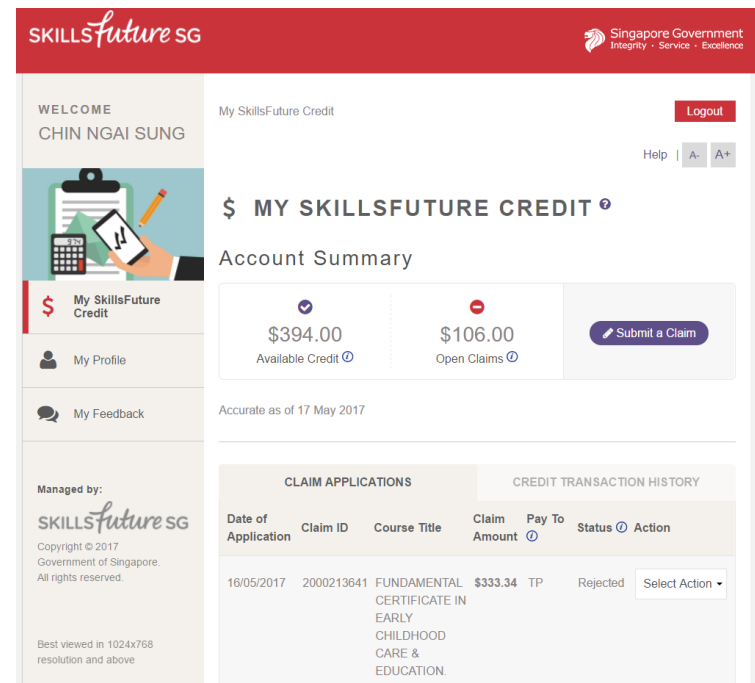


2. Enter your SingPass ID and Password in the fields provided and click the "Login" button.

If you encounter any difficulties, please contact the SingPass Helpdesk at +65 6643 0555 or refer to the SingPass website at <https://www.singpass.gov.sg>.



3. After successfully logging in, your SkillsFuture Credit Account Summary page is displayed.



2 VIEW MY ACCOUNT SUMMARY

You can view your SkillsFuture Credit Account Summary after logging in.

1. You can view a summary of your SkillsFuture Credit account:
 - A. **Available Credit** – the amount of SkillsFuture Credit that you have available to claim for courses.
 - B. **Open Claims** – the amount of SkillsFuture Credit that you have applied to claim. This credit is pending approval or payment.

To learn more about submitting a Claim, go to the [Submit a Claim](#) section.

2. Scroll down to view your Claim Applications.

This section displays a list of your recent submitted claims.

Date of Application – the submission date of your claim application.

Claim ID – the claim reference number. Quote this number if you need to contact SSG regarding this claim.

Course Title – the name of the course you registered for.

Claim Amount – the amount of credit you are claiming for.

Pay To – the recipient of the payment amount





Status – the current status of the claim.






Action – refers to the action that can be performed for each claim.

To view more claims, click on “View all claims applications”.

\$ MY SKILLSFUTURE CREDIT ?

Account Summary

 \$394.00 Available Credit 	 \$106.00 Open Claims 	Submit a Claim
--	---	--------------------------------

CLAIM APPLICATIONS			CREDIT TRANSACTION HISTORY			
Date of Application	Claim ID	Course Title	Claim Amount 	Pay To	Status 	Action
16/05/2017	2000213641	FUNDAMENTAL CERTIFICATE IN EARLY CHILDHOOD CARE & EDUCATION.	\$333.34	TP	Rejected	Select Action 
16/05/2017	2000213625	DEMONSTRATE BASIC MOIST HEAT COOKING METHODS	\$105.00	TP	Approved	Select Action 
16/05/2017	2000213633	TRY DJANGO 1.9 BUILD A BLOG AND LEARN PYTHON'S #1 LIBRARY	\$1.00	Self	Rejected	Select Action 

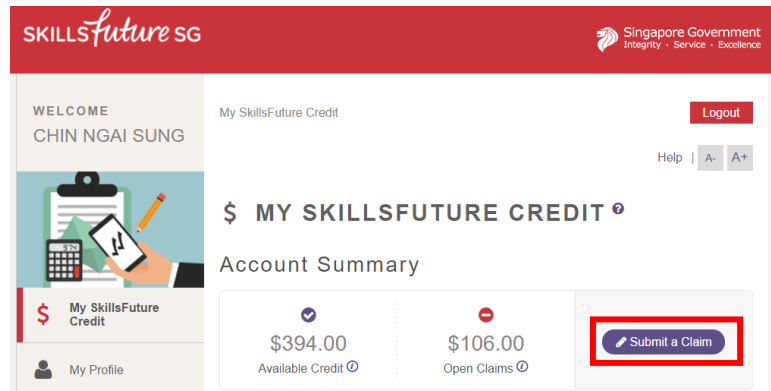
[View all claim applications](#)

3 SUBMIT A CLAIM

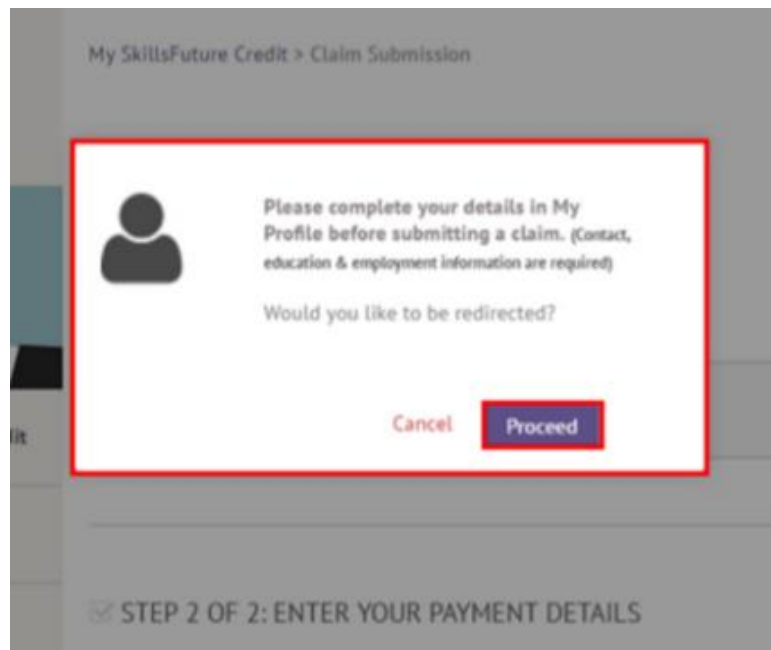
You can submit claims for courses offered by local Training Providers or overseas Massive Open Online Courses (MOOC), such as Udemy and Coursera.

3.1 Submitting a Claim for Courses offered by local Training Providers

1. On your SkillsFuture Credit Account Summary page, click the “Submit a Claim” button.



2. If this is your first time submitting a claim, you will need to ensure that your Contact, Education and Employment information are provided and up-to-date.
Click the “Proceed” button to go to the “Profile” section and provide or update this information.



- Your Profile page is displayed. Contact, Education and Employment information are required before you can proceed to Submit a Claim.

If this is not your first time submitting a claim, you may want to ensure that your details are updated before submission.

Upon completion of information, click the “Save My Profile” button to return to the SkillsFuture Credit section.

- The “Submit a Claim” page is displayed.

- Step 1: Select your Course**

Click on “Select a Course” to enter course details.

6. Enter Course Details and click "Search" .

Course Start Date – refers to the actual date that course will begin.

Course Title – refers to the name of the course.

Training Provider – refers to the name of the training organisation.

7. A list of search results is displayed.

Select a course then click "Done" to proceed.

Course ID	Course Title	Training Provider
	OF EARLY CHILDHOOD EDUCATION (PART OF DIPLOMA (CONVERSION) IN KINDERGARTEN EDUCATION-TEACHING)	
CRS-N-0040303	CERTIFICATE IN FUNDAMENTAL HAIRDRESSING LEVEL 1 (HAIRCUT)	TONI & GUY SINGAPORE PTE LTD
✓ CRS-N-0023098	FUNDAMENTAL CERTIFICATE IN EARLY CHILDHOOD CARE & EDUCATION.	MMI ACADEMY PTE. LTD.

Cancel Done

8. You will be able to view details of the course selected.

Course Selected

Course Start Date:	22/05/2017	Training Provider:	MMI ACADEMY PTE. LTD.
Course Title:	FUNDAMENTAL CERTIFICATE IN EARLY CHILDHOOD CARE & EDUCATION.	Course ID:	CRS-N-0023098

Please ensure that you have registered for a course before making a claim.

Click the button to reselect your course. + Select A Course

9. **Step 2: Enter your Payment Details**

Enter your payment details for Claim Application:

Fees Payable by you (including GST) – the total course fees that you have to pay, excluding subsidies or grants.

Amount of Credit to Claim – the amount of SkillsFuture Credit to be claimed.

For “**Pay To**”, the claim amount will be disbursed directly to the Training Provider.

Supporting Documents – any supporting documents submitted.

STEP 2 OF 2: ENTER YOUR PAYMENT DETAILS

Available Credit:	\$394.00
* Fees Payable by You (incl. GST): ?	\$\$ <input type="text"/>
* Amount of Credit to Claim:	\$\$ <input type="text"/>
* Pay to:	<input checked="" type="radio"/> Training Provider

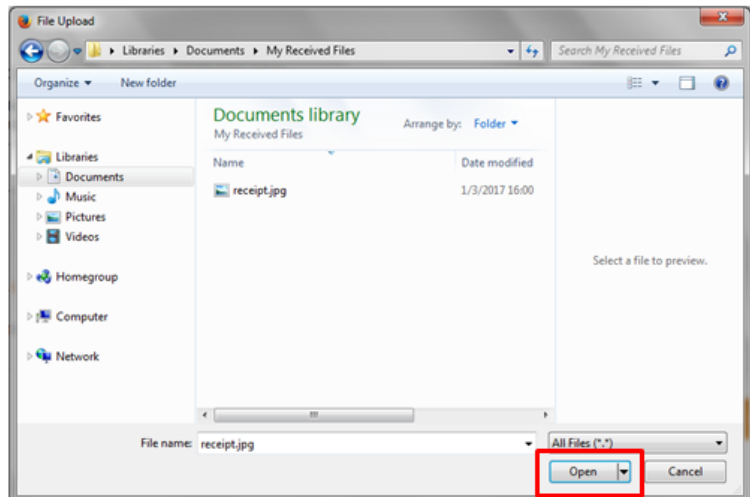
10. To upload Supporting Documents, click “Choose File”, which opens your computer file browser which you can use to select a file from your computer. Choose your file and click “Open”.

PDF, Microsoft Word, Microsoft Excel, and Image files (tif, jpg, png) are accepted. ZIP files are not accepted. The maximum number of attachments is 10. Each file must be below 5MB in size.

UPLOAD SUPPORTING DOCUMENTS* (e.g. official receipts, invoices)

Up to 10 files may be uploaded (maximum 5MB each).

File types supported: pdf, doc, docx, xls, xlsx, tif, jpg, png.




When your Supporting Document has been uploaded, the file name will appear below the Upload field. You can delete the file by clicking the “x” icon.

UPLOAD SUPPORTING DOCUMENTS* (e.g. official receipts, invoices)

Up to 10 files may be uploaded (maximum 5MB each).

File types supported: pdf, doc, docx, xls, xlsx, tif, jpg, png.

Please select your attachment(s) Choose File

 **Receipt.jpg** 37Kb
Wed May 17 17:49:14 ✕

11. Declaration

Please read the SkillsFuture Credit Terms and Conditions by clicking the SKILLSFUTURE CREDIT TERMS AND CONDITIONS link.

Accept the SkillsFuture Credit Terms and Conditions by clicking the checkbox.

Then, click “Submit” to submit your claim.

An email/SMS notification will be sent to you 3 days before the Course Start Date.

This is to remind you that a claim has been submitted against this course. If there is a change in course registration, please cancel the claim and submit a new claim (if required).

DECLARATION

I have read and agreed to the [SkillsFuture Credit Terms and Conditions](#).

Cancel

Submit

12. A Disclaimer dialog box is displayed. Please ensure you have read the notice and declaration. Click the “Agree” button to proceed.

File types supported: pdf, doc, docx, xls, xlsx, tif, jpg, png

Notice to all applicants: It is your responsibility to ensure that all information submitted is true, complete, accurate and not misleading. SSG takes a serious view of any abuse of the SkillsFuture funding schemes and will not hesitate to act against anyone who contravenes our funding rules or terms of use. Your attention is drawn to section 58 of the SkillsFuture Singapore Agency Act 2016 (No. 24 of 2016) (False or misleading information, statement or document, etc). A person who contravenes section 58(1) shall be liable upon conviction to a maximum penalty of a fine not exceeding \$10,000 or to imprisonment for a term not exceeding 12 months or to both.

Declaration: I understand that SkillsFuture Credit can only be used for education and training purpose, and I declare that all information submitted in my claim application is true, complete, accurate and not misleading.

Agree Disagree

13. The confirmation page is displayed, with the following details:


- **Claim ID** – the claim reference number. Quote this number if you need to contact SSG regarding this claim.
- **Claim Amount** – the amount of credit that you are claiming in this application.
- **Date Submitted** – the date of claim submission.


Most claims will be approved within a day.


If a claim is rejected, an email/ SMS notification will be sent to you.


14. On the SkillsFuture Credit Account Summary page, you will now be able to see that your “Available Credit” and “Open Claims” have been updated. The course that you have submitted a claim for also appears in the Claim Applications list.

SUBMIT A CLAIM [?]

 **Your application has been submitted.**
The following are details of your application:

 **Claim ID:** 2000213627


 **Claim Amount:** \$10.00


 **Date Submitted:** 17/05/2017 at 6:05 PM


You may track the status of your applications in [My Claim Applications](#).

\$ MY SKILLSFUTURE CREDIT [?]

Account Summary


\$384.00
Available Credit [?]


\$116.00
Open Claims [?]

 Submit a Claim

Accurate as of 17 May 2017

CLAIM APPLICATIONS			CREDIT TRANSACTION HISTORY			
Date of Application	Claim ID	Course Title	Claim Amount	Pay To	Status [?]	Action
17/05/2017	2000213627	FUNDAMENTAL CERTIFICATE IN EARLY CHILDHOOD CARE & EDUCATION.	\$10.00	TP	Approved	Select Action [?]

3.2 Submitting a Claim for Overseas Massive Open Online Courses (MOOC)

1. The “Submit a Claim” page is displayed.

2. **Step 1: Select your Course**

Click on “Select a Course” to enter course details.

✓ STEP 1 OF 2: SELECT YOUR COURSE*

3. Enter Course Details and click “Search” .

Course Start Date – refers to the actual date that course will begin.

Course Title – refers to the name of the course.

Training Provider – refers to the name of the training organisation.

4. A list of search results is displayed.

When you have identified the Massive Open Online Course (MOOC) you want to claim for, select it then click “Done” to proceed.

Course ID	Course Title	Training Provider
RP-16	INTRODUCTORY PROGRAMMING USING PYTHON	Republic Polytechnic
✓ CRSA-83	AN INTRODUCTION TO INTERACTIVE PROGRAMMING IN PYTHON (PART 1)	COURSERA
CRSA-12	PYTHON FOR GENOMIC DATA SCIENCE	COURSERA
CRSA-84	AN INTRODUCTION TO INTERACTIVE	COURSERA

Cancel **Done**

5. You will be able to view details of the course selected.

Course Selected

Course Start Date:	17/05/2017	Training Provider:	COURSERA
Course Title:	AN INTRODUCTION TO INTERACTIVE PROGRAMMING IN PYTHON (PART 1)	Course ID:	CRSA-83

Please ensure that you have registered for a course before making a claim.

Click the button to reselect your course. **+ Select A Course**

6. **Step 2: Enter your Payment Details**

Enter your payment details for Claim Application:

Fees Payable by you (including GST) – the total course fees that you have to pay, excluding subsidies or grants.

Amount of Credit to Claim – the amount of SkillsFuture Credit to be claimed.

For “Pay To”, the claim amount will be disbursed directly to your verified bank account.

Supporting Documents – any supporting documents submitted.

☑ STEP 2 OF 2: ENTER YOUR PAYMENT DETAILS

Available Credit: \$384.00

* Fees Payable by You (incl. GST): ⓘ S\$

* Amount of Credit to Claim: S\$

* Pay to: My Bank Account

Please provide your bank account details. Bank accounts will be verified with the bank and used for future applications.

❗ Please provide your bank account details. Bank accounts will be verified with the bank and used for future applications.

* Bank Name:

* Account Number:

7. If you have not previously provided your bank account details in your Profile, you will be required to do so here. Please note that your bank account will need to be verified before it can be used for the current and future applications.

Please provide your bank account details. Bank accounts will be verified with the bank and used for future applications.

! Please provide your bank account details. Bank accounts will be verified with the bank and used for future applications.

* Bank Name:

* Account Number:

8. To upload Supporting Documents, click "Choose File", which opens your computer file browser which you can use to select a file from your computer. Choose your file and click "Open".

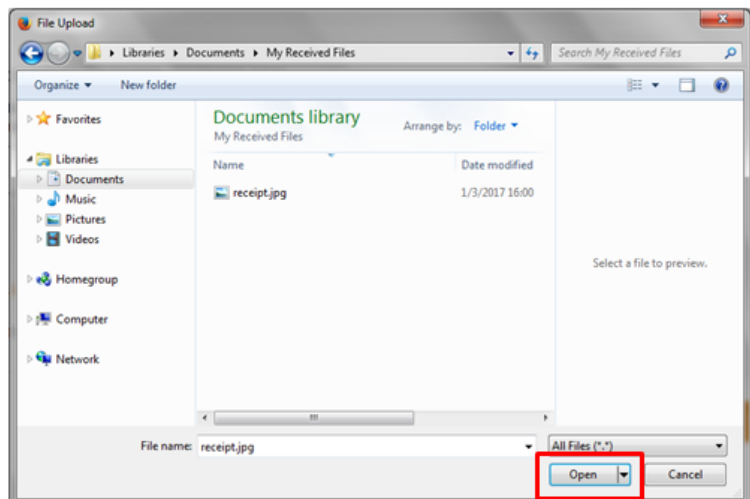
PDF, Microsoft Word, Microsoft Excel, and Image files (tif, jpg, png) are accepted. ZIP files are not accepted. The maximum number of attachments is 10. Each file must be below 5MB in size.

UPLOAD SUPPORTING DOCUMENTS* (e.g. official receipts, invoices)

Up to 10 files may be uploaded (maximum 5MB each).

File types supported: pdf, doc, docx, xls, xlsx, tif, jpg, png.

Please select your attachment(s)



When your Supporting Document has been uploaded, the file name will appear below the Upload field. You can delete the file by clicking the “x” icon.

UPLOAD SUPPORTING DOCUMENTS* (e.g. official receipts, invoices)

Up to 10 files may be uploaded (maximum 5MB each).

File types supported: pdf, doc, docx, xls, xlsx, tif, jpg, png.

Please select your attachment(s)

Choose File



Receipt.jpg

37Kb

Wed May 17 18:46:34



9. Declaration

Please read the SkillsFuture Credit Terms and Conditions by clicking the SKILLSFUTURE CREDIT TERMS AND CONDITIONS link.

Accept the SkillsFuture Credit Terms and Conditions by clicking the first checkbox.

Next, acknowledge that you have verified your bank account by clicking the second checkbox.

Then, click “Submit” to submit your claim.

DECLARATION

- I have read and agreed to the [SkillsFuture Credit Terms and Conditions](#).
- I have verified and confirmed that my bank account details are accurate

Cancel

Submit

10. A Disclaimer dialog box is displayed. Please ensure you have read the notice and declaration. Click the “Agree” button to proceed.

File types supported: pdf, doc, docx, xls, xlsx, tif, jpg, png.

Notice to all applicants: It is your responsibility to ensure that all information submitted is true, complete, accurate and not misleading. SSG takes a serious view of any abuse of the SkillsFuture funding schemes and will not hesitate to act against anyone who contravenes our funding rules or terms of use. Your attention is drawn to section 58 of the SkillsFuture Singapore Agency Act 2016 (No. 24 of 2016) (False or misleading information, statement or document, etc). A person who contravenes section 58(1) shall be liable upon conviction to a maximum penalty of a fine not exceeding \$10,000 or to imprisonment for a term not exceeding 12 months or to both.

Declaration: I understand that SkillsFuture Credit can only be used for education and training purpose, and I declare that all information submitted in my claim application is true, complete, accurate and not misleading.


DECLARATION


Agree Disagree


11. The confirmation page is displayed, with the following details:


- **Claim ID** – the claim reference number. Quote this number if you need to contact SSG regarding this claim.
- **Claim Amount** – the amount of credit that you are claiming in this application.
- **Date Submitted** – the date of claim submission.

SUBMIT A CLAIM

 **Your application has been submitted.**
The following are details of your application:

 **Claim ID:** 2000213652

 **Claim Amount:** \$1.00

 **Date Submitted:** 17/05/2017 at 6:56 PM

You may track the status of your applications in [My Claim Applications](#).



Most claims will be approved within a day.



If a claim is rejected, an email/ SMS notification will be sent to you.


12. On the SkillsFuture Credit Account Summary page, you will now be able to see that your “Available Credit” and “Open Claims” have been updated. The course that you have submitted a claim for also appears in the Claim Applications list.

\$ MY SKILLSFUTURE CREDIT




Account Summary


\$384.00
Available Credit 


\$116.00
Open Claims 



Accurate as of 17 May 2017

CLAIM APPLICATIONS			CREDIT TRANSACTION HISTORY			
Date of Application	Claim ID	Course Title	Claim Amount 	Pay To	Status 	Action
17/05/2017	2000213652	AN INTRODUCTION TO INTERACTIVE PROGRAMMING IN PYTHON (PART 1)	\$1.00	Self	Rejected	Select Action 

4 MANAGE CLAIMS

You can filter your claims, view claim applications and credit transaction history, or cancel claims.

4.1 Filter Claims

1. Click on the “Claim Applications”.

This section displays a list of your recent submitted claims.

Date of Application – the submission date of your claim application.

Claim ID – the claim reference number. Quote this number if you need to contact SSG regarding this claim.

Course Title – the name of the course you registered for.

Claim Amount – the amount of credit you are claiming for.

Pay To – the recipient of the payment amount

Status – the current status of the claim.

Action – refers to the action that can be performed for each claim.

To view more claims, click on “View all claims applications”.

CLAIM APPLICATIONS			CREDIT TRANSACTION HISTORY			
Date of Application	Claim ID	Course Title	Claim Amount	Pay To	Status	Action
16/05/2017	2000213641	FUNDAMENTAL CERTIFICATE IN EARLY CHILDHOOD CARE & EDUCATION.	\$333.34	TP	Rejected	Select Action ▾
16/05/2017	2000213625	DEMONSTRATE BASIC MOIST HEAT COOKING METHODS	\$105.00	TP	Approved	Select Action ▾
16/05/2017	2000213633	TRY DJANGO 1.9 BUILD A BLOG AND LEARN PYTHON'S #1 LIBRARY	\$1.00	Self	Rejected	Select Action ▾

[View all claim applications](#)

2. On the Claim Applications page, you can view your previous claim applications up to the last 7 years. Select your search criteria to filter your claim applications by:

Status – you may refine claims listed using status of claim applications – e.g.: Pending, Approved and Cancelled.

Year – you may refine claims listed based on the year claim applications were submitted.

SKILLSfuture SG Singapore Government Integrity · Service · Excellence

WELCOME CHIN NGAI SUNG My SkillsFuture Credit > Claim Application Status Logout

Help | A- A+

MY CLAIM APPLICATIONS

Filter by Status: View All Filter by Year: 2017

Accurate as of 17 May 2017

Date of Application	Claim ID	Course Title	Claim Amount	Pay To	Status	Action
17/05/2017	2000213652	AN INTRODUCTION TO INTERACTIVE PROGRAMMING IN PYTHON (PART 1)	\$1.00	Self	Rejected	Select Action ▾

Managed by: SKILLSfuture SG Copyright © 2017 Government of Singapore. All rights reserved.

4.2 View Claim Applications

1. You can click on the 'Select Action' drop-down menu to View or Cancel specific claims.

View Claim – allows you to view the details of your claim, such as Course Title, Course Start Date and Claim Amount.

Cancel Claim – allows you to cancel your submitted claim after indicating a reason for cancellation.

Upload Supporting Documents – allows you to upload documents to support the claim.

2. The Claim Details for your selected claim are displayed.

Course Title – the name of the course.

Training Provider – the name of the training organisation.

Course Start Date – the date on which the course begins.

Total Course Fee (including GST) – the total course fee you need to pay the training provider, after deducting any subsidies or grants you have obtained for the course. This includes GST.

Amount of Credit to Claim – the amount of SkillsFuture Credit to be claimed.

Pay To – the recipient of the payment amount.

Supporting Documents – any supporting documents submitted.

17/05/2017	2000213627	FUNDAMENTAL CERTIFICATE IN EARLY CHILDHOOD CARE & EDUCATION.	\$10.00	TP	Approved	Select Action ▾
						View Claim
						Cancel Claim
						Upload supporting documents

MY CLAIM APPLICATIONS ⓘ



Claim ID: 2000213627	Claim Status: Approved	Application Date: 17/05/2017
----------------------	------------------------	------------------------------

Claim Details



Course Title:	FUNDAMENTAL CERTIFICATE IN EARLY CHILDHOOD CARE & EDUCATION.
Training Provider Name:	MMI ACADEMY PTE. LTD.
Course Start Date:	23/05/2017
Total Course Fee (incl. GST):	\$100.00
Amount of Credit to Claim:	\$10.00
Pay to:	Training Provider

Uploaded Supporting Documents:

	Receipt.jpg 38KB Wed May 17 2017 18:04:53	
---	--	--

4.3 View Credit Transaction History

1. Click on the 'Credit Transaction History' tab.

The Credit Transaction History tab allows you to view all credit added and used.

Date – refers to the date of transaction.

Transaction – refers to the transaction type such as 'Credit Used', 'Credit Refunded' or 'Top-Up' within your account.

Credit Added – refers to the amount of credit added to your account.

Credit Used – refers to the amount of credit used and deducted from your account.

To view more credit transactions, click on 'View All Credit Transactions'

CLAIM APPLICATIONS		CREDIT TRANSACTION HISTORY	
Date	Transaction	Credit Added (+)	Credit Used (-)
01/01/2016	INITIAL ACCOUNT BALANCE	\$500.00	

[View all credit transactions](#)

2. **Filter Credit Transactions**

On the Credit Transaction History page, you can view your previous credit transactions up to the last 7 years. Select your search criteria to filter your credit transactions by:

Transaction Type – transactions based on 3 types – 'Credit Used', 'Credit Refunded' or 'Top-Up' within your account.

Year – the year transaction occurred.

MY CREDIT TRANSACTION HISTORY ⓘ

Filter by Transaction Type:

Filter by Year:

Accurate as of 17 May 2017

You do not have credit transactions.

[< Back to My Account Summary](#)

[Back to Top](#)

4.4 Cancel Claim

1. Your SkillsFuture Credit Account Summary page is displayed. In the Claim Applications section, identify the claim you wish to cancel and click the corresponding "Cancel Claim" icon.

In the scenario where a claim needs to be cancelled, please

17/05/2017	2000213627	FUNDAMENTAL CERTIFICATE IN EARLY CHILDHOOD CARE & EDUCATION.	\$10.00	TP	Approved	Select Action ▾
						View Claim
						Cancel Claim
						Upload supporting documents

ensure that the claim is cancelled via the portal before the Course Start Date.

2. The Claim Cancellation page is displayed.

Click the “v” icon to expand the drop-down list, and select your reason for cancelling your claim.

Click the “Submit” button.


MY CLAIM APPLICATIONS [?]

Claim Cancellation

You have requested to cancel the claim for the following course:

Claim ID	Course Title
2000213627	FUNDAMENTAL CERTIFICATE IN EARLY CHILDHOOD CARE & EDUCATION.

Please let us know why you are cancelling the claim:

Select		Submit
Select		
I do not wish to use my credit		
I wish to resubmit a new claim		
The course has been cancelled		
The course has been postponed		
I was not enrolled for the course		

[< Back to My Account Summary](#)


[Back to Top](#)




3. A Cancellation Confirmation page is displayed. It shows the following information about the cancelled claim application:

- **Claim ID** – the claim reference number. Quote this number if you need to contact SSG regarding this claim.
- **Claim Amount** – the amount of credit that you claimed in this application.
- **Date Cancelled** – the date that you cancelled the claim.

An email / SMS notification will be sent to you when the claim has been cancelled.

MY CLAIM APPLICATIONS [?]

 **Your claim has been cancelled.**
Please find details of your cancellation below:



	Claim ID: 2000213627
	Claim Amount: \$10.00
	Date Cancelled: 17/05/2017 at 8:11 PM

[View all my applications](#)

4. At your SkillsFuture Credit Account Summary page, the cancelled claim status is updated in the Claim Applications list. The amounts for Available Credits and Open Claims are also adjusted to reflect the cancellation.

\$ MY SKILLSFUTURE CREDIT [?]

Account Summary

 \$394.00 <small>Available Credit [?]</small>	 \$106.00 <small>Open Claims [?]</small>	Submit a Claim
--	---	--

17/05/2017	2000213627	FUNDAMENTAL CERTIFICATE IN EARLY CHILDHOOD CARE & EDUCATION.	\$10.00	TP	Cancelled	Select Action [?]
------------	------------	--	---------	----	-----------	----------------------------

5. Click "View Claim" to go to the Claim Application Detail page.

17/05/2017	2000213627	FUNDAMENTAL CERTIFICATE IN EARLY CHILDHOOD CARE & EDUCATION.	\$10.00	TP	Cancelled	Select Action [?]
------------	------------	--	---------	----	-----------	----------------------------

[View Claim](#)


[Cancel Claim](#)
[Upload supporting documents](#)



MY CLAIM APPLICATIONS [?]

Claim ID: 2000213627	Claim Status: Cancelled	Application Date: 17/05/2017
----------------------	-------------------------	------------------------------

Claim Details



Cancellation Reason: I do not wish to use my credit

Course Title:	FUNDAMENTAL CERTIFICATE IN EARLY CHILDHOOD CARE & EDUCATION.
Training Provider Name:	MMI ACADEMY PTE. LTD.
Course Start Date:	23/05/2017
Total Course Fee (incl. GST):	\$100.00
Amount of Credit to Claim:	\$10.00
Pay to:	Training Provider

The claim Status as well as your reason for cancellation is displayed.