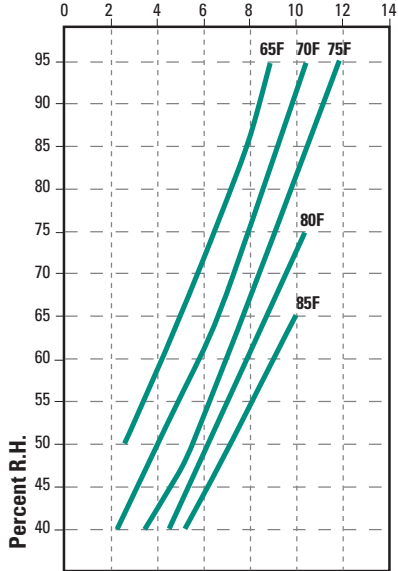


DCA500 STANDARD DEHUMIDIFIER

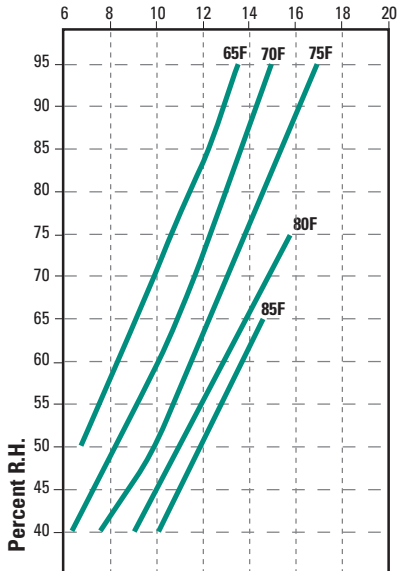
DCA500WH WATER HEATING DEHUMIDIFIER

PERFORMANCE

Moisture Removal LB/HR (see note 1)



Net Reheat, MBH (see note 3)



FEATURES

- MET Laboratory Safety Listed To UL 1995
- 3 Year Parts Warranty
- Remote Condenser Ready
- Rifle Tube Refrigeration Coils
- Copeland Scroll Compressor
- Stainless Steel Condensate Drain Pan
- Low Ambient Head Pressure Control
- Powder Coated, Galvannealed Steel Cabinets
- TEFC Blower Motor
- Many Control Systems Available
- Many Make Up Air Provisions Available
- Water Cooled Condenser For Water Heating Or A/C Available
- Many Other Options Available

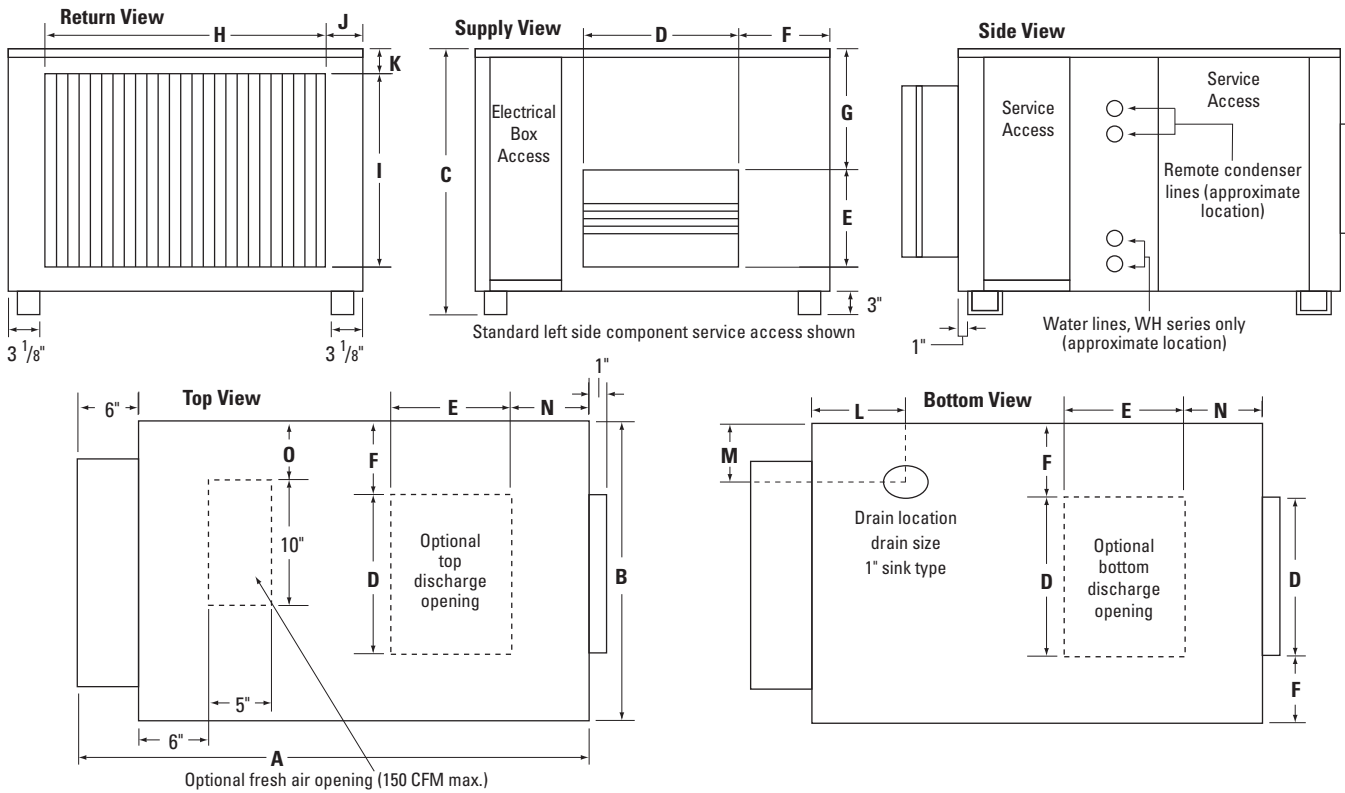
| Performance | 82DB / 50% R.H. | 82DB / 60% R.H. | Notes |
|------------------------|-----------------|-----------------|-------|
| Moisture Removal LB/HR | 6.7 | 8.5 | 1 |
| Sensible Cooling, MBH | 10.4 | 9.5 | 2 |
| Net Reheat, MBH | 11.4 | 13.4 | 3 |
| Water Heating MBH | 22.2 | 23.3 | 4 |

Notes:

1. Reheat mode assuming 1050 BTU/lb.
2. Cooling mode with remote air cooled condenser at 95F ambient.
3. Defined as sum of latent and compressor input. Use Dehumidifier for supplemental heat only.
4. Assuming 80F entering water temperature.
5. For conditions and data not shown contact the factory.

DCA500 STANDARD DEHUMIDIFIER DCA500WH WATER HEATING DEHUMIDIFIER

DIAGRAMS



PHYSICAL DIMENSIONS

| | DCA500 | DCA500WH | | DCA500 | DCA500WH | | DCA500 | DCA500WH | | DCA500 | DCA500WH | | DCA500 | DCA500WH |
|----------|--------|----------|----------|--------|----------|----------|--------|----------|----------|--------|----------|----------|--------|----------|
| A | 50 1/2 | 57 1/2 | D | 9 1/4 | 9 1/4 | G | 11 | 11 | J | 11 | 11 | M | 3 1/8 | 3 1/8 |
| B | 32 3/8 | 32 3/8 | E | 10 3/8 | 10 3/8 | H | 20 | 20 | K | 4 1/4 | 4 1/4 | N | 5 | 5 |
| C | 30 1/2 | 30 1/2 | F | 7 | 7 | I | 20 1/8 | 20 1/8 | L | 8 | 8 | O | 6 | 6 |

DESIGN SPECIFICATIONS

| Electrical | 208/230V |
|--------------------------|----------|
| Phase/Hz | 1/60 |
| Compressor B.T.U. | 18,100 |
| Compressor RLA | 10.7 |
| Compressor LRA | 45 |
| Blower Motor H.P. | 0.5 |
| Blower Motor FLA | 4.4 |
| Unit FLA | 16.5 |
| Maximum Fuse Size | 25 |
| Minimum Circuit Ampacity | 19.2 |
| Operating kW | 2.24 |

| | | | |
|--------------------------|--------------------------------|------------------------|---------------|
| M.R. (82°F/50%) | .6.7 lbs./Hr. | Drain Connection | .1" Bar Drain |
| M.R. (82°F/60%) | .8.5 lbs./Hr. | DCA500 Weight | .425 lbs. |
| CFM | .550 | DCA500WH Weight | .525 lbs. |
| External Static Pressure | .0.50" H ₂ O | Water Inlet O.D. | .5/8" |
| Refrigerant | R-22 (Factory Charged-10 lbs.) | Water Outlet O.D. | .5/8" |
| Compressor Type | Scroll | Water Flow G.P.M. | .2.0 |
| Filter | .1" Fiberglass | Pressure Drop (Ft. Wc) | .2.8 |

Above data based on 50% RH + Return Air 82°F and Pool Water at 80°F

OTHER INFORMATION

OPTIONS: (Consult Factory)

- Right Side Component Access
- Outdoor Air Assembly with Damper & Filter Make Up
- Motorized Bypass Damper
- Top or Bottom Discharge
- External Static Upgrade
- Remote Ready Delete
- Extended Surface Filters 2" & 4"
- Heresite Coated Coils
- Defrost Timer Package
- Outdoor Installation Package
- Other

CAUTIONS: The reheat capacity rating includes latent recovery and heat of compression. It is recommended that dehumidifiers be used for supplemental heat only.

The cooling capacity is based on an ambient temperature of 95°F. As outside conditions vary, so will the performance of the dehumidifier.

Ratings are subject to change without notice.

W53 N550 HIGHLAND DRIVE
P.O. BOX 0917
CEDARBURG, WI 53012
PHONE: 262-377-7501
FAX: 262-377-7502
E-MAIL: info@dehumidifiercorp.com

DCA DEHUMIDIFIER
CORPORATION
OF AMERICA

WEBSITE: www.dehumidifiercorp.com