



INTERIOR PROTECTION FOR CARGO VEHICLES

LEGEND FLEET SOLUTIONS


PRODUCT GUIDE 2017

GMC

/ Safety

/ Innovation

/ Ergonomics



Legend Fleet Solutions' dealer network includes 256 registered dealers, 52 of which are stocking distributors. Legend has dealers servicing all Canadian Provinces, and 48 US States. Legend offers flexible dealer opportunities to accommodate fleet customers wherever they are planning their fleet vehicle upfits.

EXPERTS IN FLEET PROTECTION.

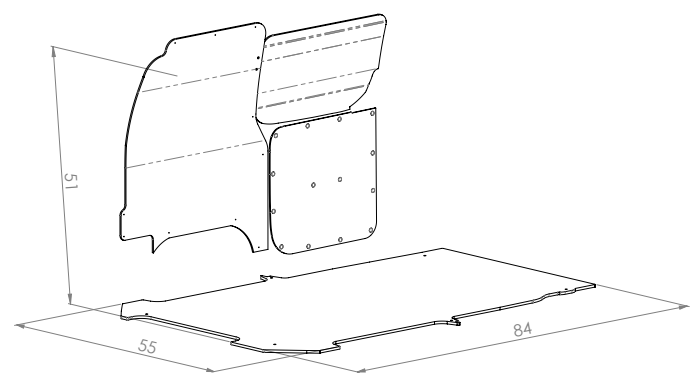
AS THE PREMIER SOLUTION FOR FLEET VEHICLE CARGO-SPACE WALL LINERS, RUBBER MATS AND RIGID FLOORING, WE OFFER THE LIGHTEST, MOST DURABLE AND FASTEST TO INSTALL CUSTOM FIT SOLUTIONS IN THE INDUSTRY, THAT SAVES YOU TIME, FUEL COSTS AND PRESERVE THE VALUE OF YOUR FLEET. TO TOP IT OFF, OUR PRODUCTS DRAMATICALLY IMPROVE THE SAFETY OF YOUR EMPLOYEES AND HELP YOUR CARGO STAY PUT WHILE UNDER WAY.



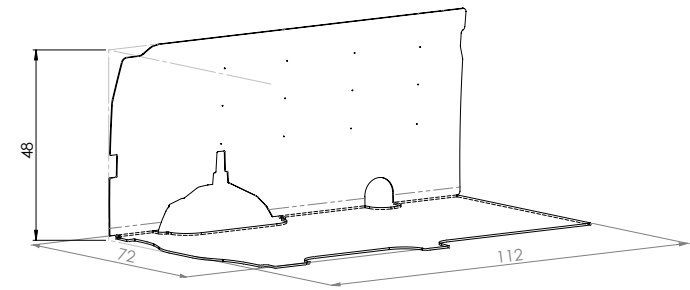
CITY EXPRESS
REGULAR WHEELBASE
EXTENDED WHEELBASE

CITY EXPRESS

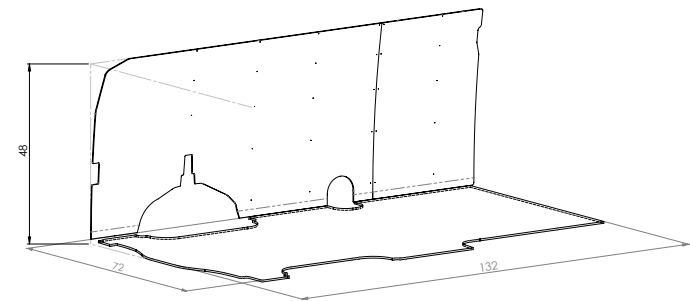
GM MEASUREMENTS



REGULAR WHEELBASE



EXTENDED WHEELBASE



RIGID FLOORING

RUBBER MATS

VFS SYSTEM

LINERS

SILL PLATES

RIGID FLOORING

HD ULTRAGRIP

- Rigid HDPE plastic floor for durability
- Unique rubberized surface for safety
- Maintenance free
- Meets FMVSS 302

Additional Codes

.1 - dual wheels
.2 - dual side doors
.4 - w/OEM door sill plates

PART NUMBERS

362-162-6441	City Express (115 WB) - 2 pc
362-162-6521	City Express (115 WB) - 1 pc
312-162-6441	Regular WB (135 WB) - 2 pc
312-162-6641	Regular WB (135 WB) - 1 pc
322-162-6441	Extended WB (155 WB) - 3 pc
322-162-6641	Extended WB (155 WB) - 2 pc

RIGID FLOORING


8

STABILIGRIP

NEW dimensionally-stable floor with improved durability and strength. Built with the toughest proprietary blend of recycled products, its versatility can be used in a wide variety of applications.

PART NUMBERS

362-135-6441	City Express (115 WB) - 2 pc
362-135-6541	City Express (115 WB) - 1 pc
312-135-6441	Regular WB (135 WB) - 2 pc
322-135-6441	Extended WB (155 WB) - 3 pc



WHY STABILIGRIP?

- **Efficient** - flat, durable, and safe; making it easy for technicians to work on.
- **Safety** - minimizes slip hazards and chances of shifting cargo.
- **Dimensionally-stable** - will not swell or bubble even in extreme temperatures.
- Impact and puncture resistant – protects floor of van from damage
- Custom fit to each specific vehicle
- Professional looking and clean-easy
- Decreases road noise.
- Non-porous plastic – resists stains and mold
- Fine texture gives grip but allows forklift freight loading
- Economical

RIGID FLOORING

HD ULTRAFLOOR

- Heavy duty protection
- Non porous plastic – resists stains and mold
- Fine texture gives grip but allows forklift loading of freight
- Economical

Additional Codes

- .1 - dual wheels
- .2 - dual side doors
- .4 - w/OEM door sill plates

PART NUMBERS

362-061-6441	City Express (115 WB) - 2 pc
362-061-6521	City Express (115 WB) - 1 pc
312-061-6441	Regular WB (135 WB) - 2 pc
312-061-6641	Regular WB (135 WB) - 1 pc
322-061-6441	Extended WB (155 WB) - 3 pc
322-061-6641	Extended WB (155 WB) - 2 pc

RIGID FLOORING

KK-PLUS

- 11 ply birch plywood; extremely rigid
- Wear resistant phenolic resin coating
- Textured surface for traction and safety
- Very stable-low expansion and contraction

Additional Codes

- .1 - dual wheels
- .2 - dual side doors
- .4 - w/OEM door sill plates

PART NUMBERS

362-112-4442	City Express (115 WB) - 2 pc
362-112-4542	City Express (115 WB) - 1 pc
312-112-4442	Regular WB (135 WB) - 2 pc
312-112-4642	Regular WB (135 WB) - 1 pc
322-112-4442	Extended WB (155 WB) - 3 pc
322-112-4642	Extended WB (155 WB) - 2 pc

RUBBER MATS

12

AUTOMAT - BAR

- Incredible traction
- One piece mat; no joints
- Heavy duty

Additional Codes

- .1 - dual wheels
- .2 - dual side doors
- .4 - w/OEM door sill plates

PART NUMBERS

362-043-7521	City Express (115 WB) - 1 pc
312-043-7621	Regular WB (135 WB) - 1 pc
322-043-7321	Extended WB (155 WB) - 1 pc



RUBBER MATS

ARMORMAT

- Toughest mat on the market
- Suitable for wet or oily applications
- Tread plate finish for aggressive traction

Additional Codes

.1 - dual wheels
.2 - dual side doors
.4 - w/OEM door sill plates

PART NUMBERS

362-111-7521	City Express (115 WB) - 1 pc
312-111-7521	Regular WB (135 WB) - 2 pc
322-111-7521	Extended WB (155 WB) - 3 pc

ALL NEW VAN FLOORING SYSTEM

14

LEGEND VFS


PART NUMBERS

362-045-0040	City Express (115 WB)
312-045-0040	Regular WB (135 WB)
322-045-0040	Extended WB (155 WB)

Additional Codes

- .1 - dual wheels
- .2 - dual side doors
- .4 - w/OEM door sill plates







Heavy Duty aluminum rails
for easy loading.

Rigid birch sides for easy
fastening of equipment.

Anti-slip walking area
for safety.

A black and white photograph showing the interior of a white van. The van's rear door is open, revealing a black leather-like seat and a dashboard with various controls. A red taillight is visible on the left side of the open door. The floor of the van is covered with a black mat. A white plastic component, possibly a door sill or a piece of trim, is visible in the foreground. The overall image is in black and white, with the text overlaid in a teal color.

“THE DIFFERENCE IN MY
VEHICLES WITH AND WITHOUT
LEGEND PRODUCTS IS NIGHT
AND DAY. THE RIDE IS QUIETER,
THE TEMPERATURE IS
MODERATED, THE VEHICLE IS
PROTECTED, AND IT FINISHES
THE VEHICLE WITH A CLEAN
PROFESSIONAL LOOK. I
RECOMMEND LEGEND PRODUCTS
TO EVERY SINGLE ONE OF MY
CLIENTS, AND WILL CONTINUE
TO DO SO.”



WALL LINERS

18

DURATHERM

- Interior protection
- Sound deadening
- Light weight
- Thermal barrier
- Precision cut
- Easy install
- Available in white and grey

Additional Codes

.LR - Low Roof

.MR - Medium Roof

.HR - High Roof

.2 - Dual Side Doors

PART NUMBERS

364-114-2613	City Express (115 WB) - Grey
364-114-2614	City Express (115 WB) - White
314-114-2613	Regular WB (135 WB) - Grey
314-114-2614	Regular WB (135 WB) - White
324-114-2613	Extended WB (155 WB) - Grey
324-114-2614	Extended WB (155 WB) - White



CEILING LINERS

CEILING LINER

- 3/16 Durable, scratch resistant plastic
- Increases resale value
- Cut to fit

PART NUMBERS

365-114-2613	City Express (115 WB) - Grey
365-114-2614	City Express (115 WB) - White
315-114-2613	Regular WB (135 WB) - Grey
315-114-2614	Regular WB (135 WB) - White
325-114-2613	Extended WB (155 WB) - Grey
325-114-2614	Extended WB (155 WB) - White

SILL PLATES

20

SILL PLATES

- Side and rear sill plates
- Aluminum checker plate for high grip/high wear
- Custom cut and formed edge protection
- Professional finish

PART NUMBERS

006-151-1010	GMC - Side Sill
318-151-1010	GMC - Rear Sill





EXPERTS IN FLEET PROTECTION

56957 Hwy 3 West,
Tillsonburg,
ON N4G 4G8

Phone: 519.688.1043
Toll Free: 866.223.2256
Fax: 519.842.7724
info@legendfleet.com

