

ChildCare Aware OF AMERICA

NAFCC
National Association for Family Child Care
Your Voice. Your Politics. Our Commitment.

What's in your emergency plan?

DISASTER PLAN

123
SESAME STREET
in Communities

Let's Get Ready: Planning Together for Emergencies

July 23, 2018
8-9 p.m. ET

Emergency Preparedness Webinar Schedule

*All webinars are from 8-9 p.m. ET



5/14

After the Disaster: Food Safety and Dealing with Mold in Your Child Care Setting

6/18

Keeping Kids Safe: Basics of Active Shooter Response

7/23

Let's Get Ready: Planning Together for Emergencies

8/20

Child Care Emergency Supply Kits: What to Pack and Where It's At

Is Your Child Care Program Prepared for Natural Disasters and Emergencies?

www.ChildCarePrepare.org



Look to Child Care Aware® of America for emergency preparedness, response and recovery resources!



Webinar Details

- This webinar is being recorded and it will be posted at www.childcareprepare.org within one week.
- Certificates of attendance will be issued by NAFCC and will be e-mailed within two weeks to those participating in this live webinar. Certificates will be sent to the e-mail address that you registered with. Certificates will not be issued for those accessing the archived recording.
- CEUs are also available for this webinar. To qualify for CEUs, you must access a quiz and pass with 80% or above. More information can be found at: <https://www.nafcc.org/webinarceus>

Webinar Details

- All participant lines are muted, but you can type a comment or question into the question box. We will allow for time at the completion of the presentation for a question/answer period. If we can not get to all questions, we will try to follow up with an e-mail response to you.

Webinar Navigation Tips

The screenshot displays a webinar interface. On the left, a slide features the 'ChildCare Aware OF AMERICA 30 years' logo and the text: 'Child Care Disaster and Recovery Webinar Series', 'When Disaster Strikes: Protecting Your Family Child Care Business', and 'October 3, 2017'. The slide background shows a man holding a smiling baby. On the right, a control panel is visible with the following elements:

- Audio:** Includes 'Sound Check', 'Computer audio', 'Phone call', and a 'MUTED' status for the 'Microphone (Realtek High Defini...)'.
- Handouts:** Lists 'EP Webinar Series.pdf', 'How Insurance Protects You in an Emergen...', and 'Reducing the Financial Toll of Emergencies...'.
- Questions:** A 'Questions' section is highlighted with a blue circle, containing the text 'PRACTICE RUN- CORP AND WEBINAR' and 'Webinar ID: 136-155-259'.
- GoToWebinar:** The logo is at the bottom of the control panel.

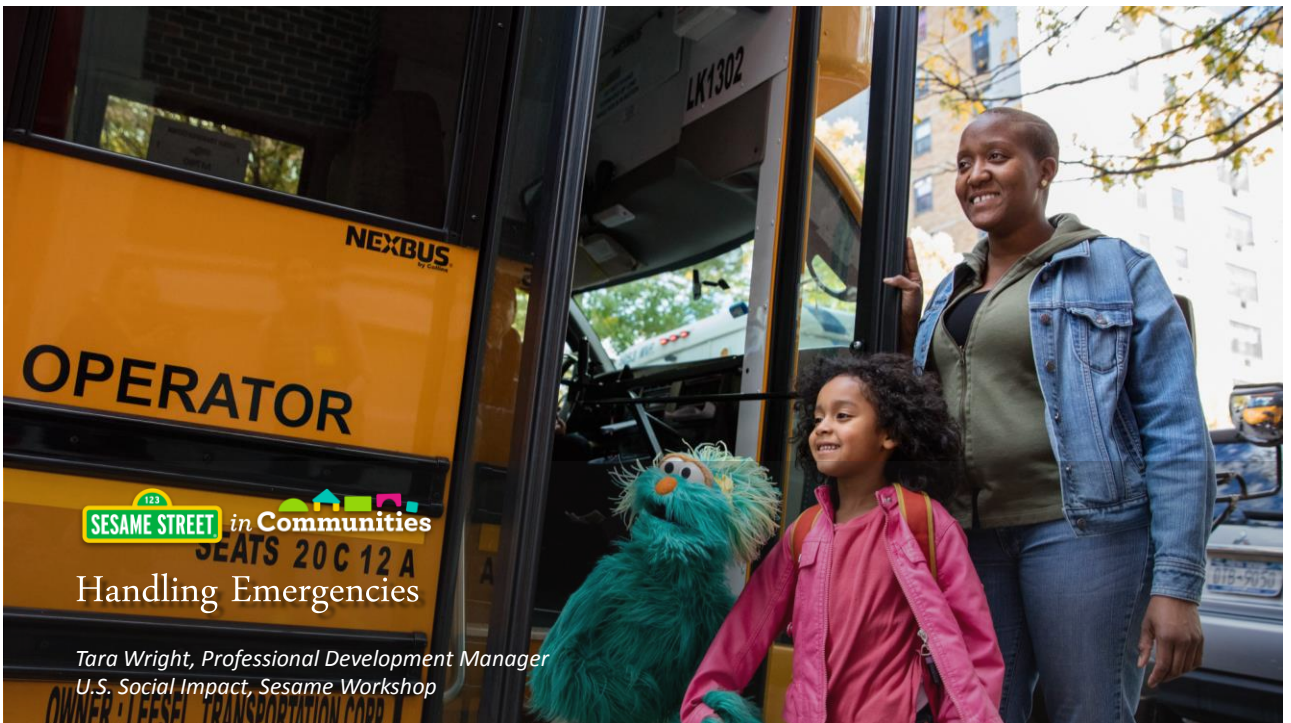
A yellow arrow points to the 'Questions' section in the control panel.

Meet Our Presenter:



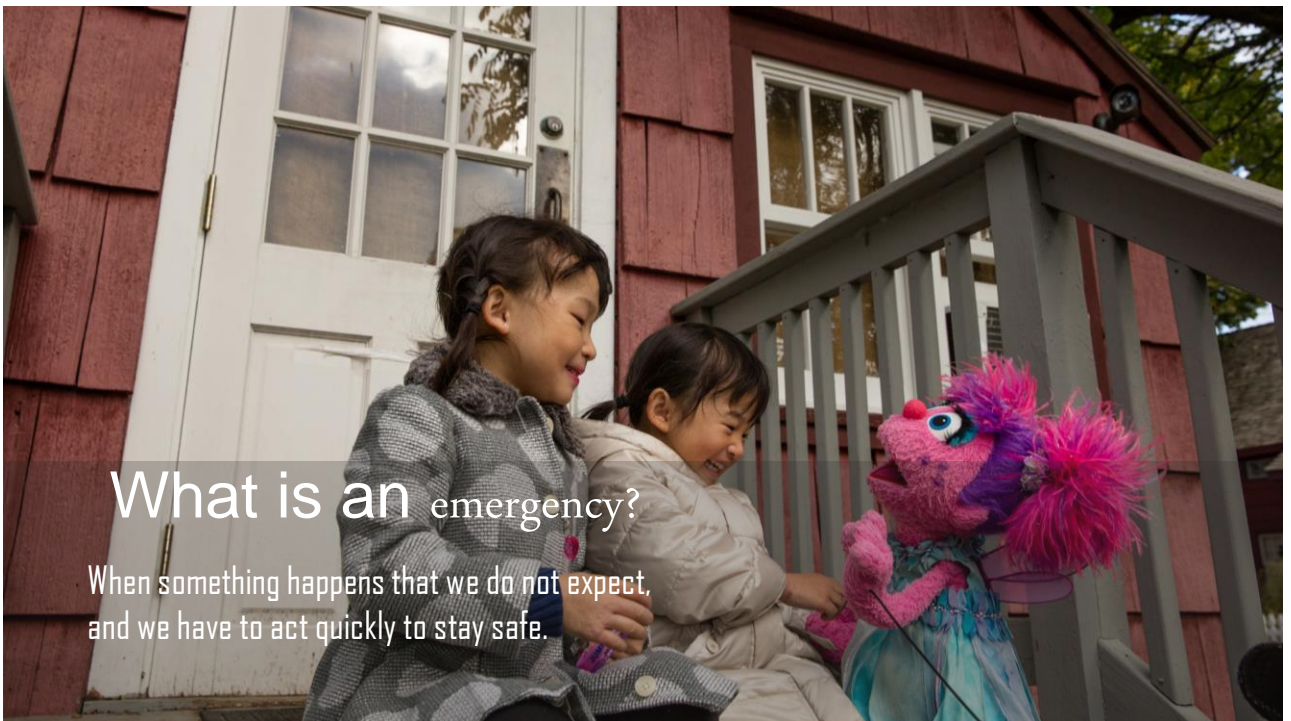
Tara Forth

Professional Development Manager
U.S. Social Impact
Sesame Workshop



Today we'll...

- Define emergencies.
- Cover some emergency preparedness considerations for child care providers.
- Explore activities to prepare for and offer comfort after emergencies.



What is an emergency?

When something happens that we do not expect, and we have to act quickly to stay safe.

Emergency examples

- Injury
- Tornado
- Fire
- Flood
- Power Outage
- Heavy snow or ice
- Obstructed roadways
- Medical emergency
- Hurricane
- Earthquake
- Parental Separation
- Car Accident



What should child care providers consider?

Child Care Considerations

- Have the correct insurance coverage
- Have an emergency fund (FCC's)
- Conduct a household/classroom inventory
- Keep records in a safe place
- Leverage your network
- Have clear parent and staff policies

www.childcareprepare.org



What e-prep plans do you have in place for
your program?

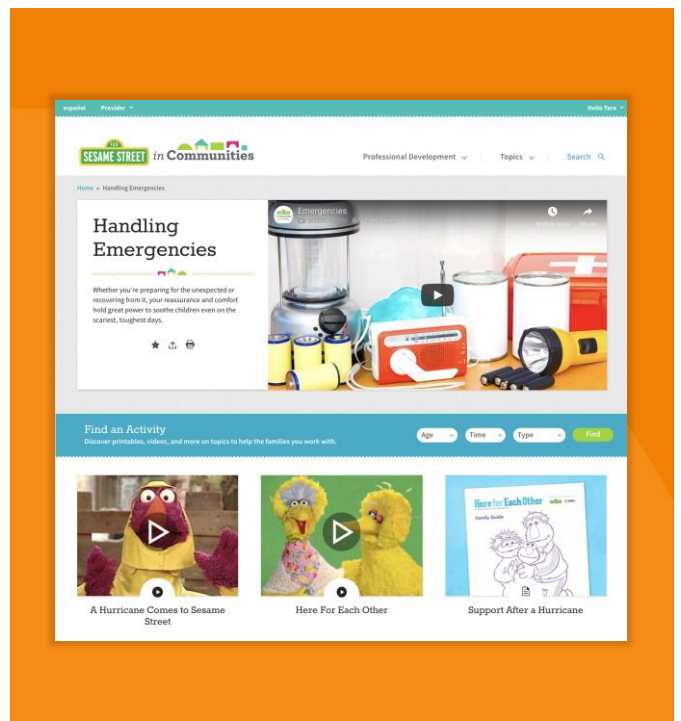




Sesame Street in Communities

- More than 800 activities
- Free resources for kids, parents, providers
- Bilingual in English + Spanish
- Professional development resources
- Option to log in
- New content monthly

SesameStreetinCommunities.org



Five Easy Ways to Get Emergency Ready

- Learn whole names
- Practice addresses and phone numbers
- Point out special helpers
- Make an emergency plan
- Make an emergency kit

www.sesamestreet.org/toolkits/ready

www.sesamestreetincommunities.org/topics/emergency-preparedness

Learn Whole Names

<https://sesamestreetincommunities.org/topics/emergency-preparedness/?activity=learning-whole-names>



Practice addresses and phone numbers


SESAME STREET

I Know Our Address and Phone Number

If there is an emergency, your child should know your home address and phone number. This bit of information can make a big difference in reuniting your family quickly. Help children learn addresses and phone numbers with the simple tools below.

I Know My Address!

Draw a picture of your home in the box. Ask a grown-up to help you write your address on the line below.




MY HOME ADDRESS

EVERYDAY TIP: Whenever you are headed home from school or the store, say to your child, "We're going home now! What's our address?"

I Know My Phone Number!

Write your phone number on the line below. Then use your finger to practice pressing the numbers. Practice dialing other family members' phone numbers.



MY PHONE NUMBER

EVERYDAY TIP: Explain that 9-1-1 is a special number to call when help is needed during an emergency and there is no other person to help. Practice by asking questions such as "9-1-1, what's your emergency?" and "What's your address?"

For more resources, go to sesamestreetincommunities.org

©1999 Sesame Workshop. All Rights Reserved.

Point out special community helpers


SESAME STREET

Helpers Keep Me Safe and Sound

Special helpers in our neighborhoods are ready to help us if we need it. Doctors, emergency responders, firefighters, police officers, and teachers can help us in case of an emergency.

Play Together! The Helpers in Your Neighborhood

Use your finger or a crayon to help Elmo, Grover, and Grover's mommy visit their neighborhood helpers.



For more resources, go to sesamestreetincommunities.org

©1999 Sesame Workshop. All Rights Reserved.

Make an Emergency Preparation Plan


The Big Idea: You can help prepare children and families so everyone knows what to do in emergency.

Emergency Preparation for Childcare Providers

Handling Emergencies | Age 0 to 6 | 10 Min

As a childcare provider, you know how important it is to be ready for anything—including an emergency. Consider these ideas:

- Talk with children about emergencies.**
 - Explain that an emergency is when something unexpected happens and we have to act quickly to keep everyone safe.
 - Introduce children to the idea that neighborhood helpers like teachers, doctors, police officers, and firefighters are here to help.
- Make an emergency plan for your childcare setting.** Include each child's name, emergency contacts, and medical information. Print copies to post in your setting and take one with you any time you leave for an outing.
 - You can print out the Sesame Street emergency plan pages.
- Connect with parents.**
 - Give parents a copy of your emergency plan.
 - Hold a "Preparing for Emergencies" family night to talk about your plan. You can also share ways that families can prepare for emergencies at home.
 - Ask families to complete their own emergency plans and give you copies. Keep one set in your setting, and take one set anytime you leave for an outing.
- Create your own emergency kit.** Have a backpack or bin ready to go with key supplies such as water, snacks,



Let's Make and Share Our Plan

Make a family emergency plan that includes important contact information for your family and to keep track of the plan as your child's life.

Let's Make and Share Our Plan

Make a family emergency plan that includes important contact information for your family and to keep track of the plan as your child's life.

The Family's Emergency Plan

You can copy this page more than once to include all household members.

A. _____ B. _____


NAME ADDRESS PHONE CELL PHONE OPTICAL PHONE FAX MAILING ADDRESS CITY STATE ZIP

NAME ADDRESS PHONE CELL PHONE OPTICAL PHONE FAX MAILING ADDRESS CITY STATE ZIP

FAMILY PHYSICIAN: Child's primary care doctor. Family doctor with phone and office hours. If you get separated during the emergency.

EMERGENCY CONTACTS: Name and phone number of the person you can call in an emergency. If you get separated during the emergency.

LOCAL EMERGENCIES: Local fire department, police station, hospital, and other emergency services.



Pack an emergency kit

Let's Pack an Emergency Kit

Create a family emergency kit. Use this checklist to think about what you might need in case of an emergency. As you add items to your kit, check them off the list. Remember to review your kit's contents regularly! For instance, whenever you check your smoke alarm to make sure items are up to date.

Recommended Items:


- 3 COPIES OF YOUR FAMILY EMERGENCY PLAN
- 100 INCHWORM TAGS AND COVERS
- EXTRA COPIES OF FAMILY HEALTH RECORDS, LIST OF PRESCRIPTIONS WITH STICKERS, AND INSURANCE PAPERS
- FIRST-AID KIT AND PRESCRIPTION MEDICATIONS
- 1 DAY SUPPLY OF WATER (1 GALLON OF WATER PER PERSON PER DAY)
- 1 DAY SUPPLY OF CANNED AND DRY FOOD, AND A MANUAL CAR OPERATOR
- BATTERY-POWERED OR HAND-CRANKED RADIO
- MOBILE PHONE AND CHARGERS FOR CAR AND HOME
- FLASHLIGHT AND EXTRA BATTERIES
- TOOLS (WRENCH OR PLIERS TO TIGHTEN UTENSILS)
- ITEMS FOR THE BLIND OR SPECIAL-NEEDS FAMILY MEMBERS
- PET SUPPLIES
- SHAKE SET OF CAR AND HOUSE KEYS
- BLANKETS OR SLEEPING BAGS
- WAXE PLUGS AND PLATE, AND PLASTIC UTENSILS
- PLASTIC TRASH BAGS
- MOVIE TABLETS AND OTHER HYGIENE SUPPLIES
- CHANGE OF CLOTHING: SOCKS, SHOES, AND TOILETRY SUPPLIES FOR EACH FAMILY MEMBER
- SUNSCREEN AND INSECT REPELLENT

Important Items for Children:

- COMFORT ITEM PER CHILD (A TEDDY BEAR OR OTHER TOY; ASK WHAT YOUR CHILD WOULD LIKE TO INCLUDE, SUCH AS A HUG BEAR OR OTHER TOY)
- ITEMS FOR CHILDREN (PAPER, CRAYONS, BOOKS, AND TRAVEL SIZE GAMES)
- SMALL TOYS, NONPERISHABLE SNACKS, AND DIAPERS FOR INFANTS OR TODDLERS

AND REMEMBER...

- Keep your kit handy.
- Keep items in airtight plastic bags.
- Refill your kit with fresh water, batteries, and right-size clothes every 6 months.
- Don't forget to keep emergency supplies in your car (at all times).



For more resources, go to sesamestreetincommunities.org



Supporting kids' social & emotional wellness after an emergency

The Sesame Approach: Difficult Times

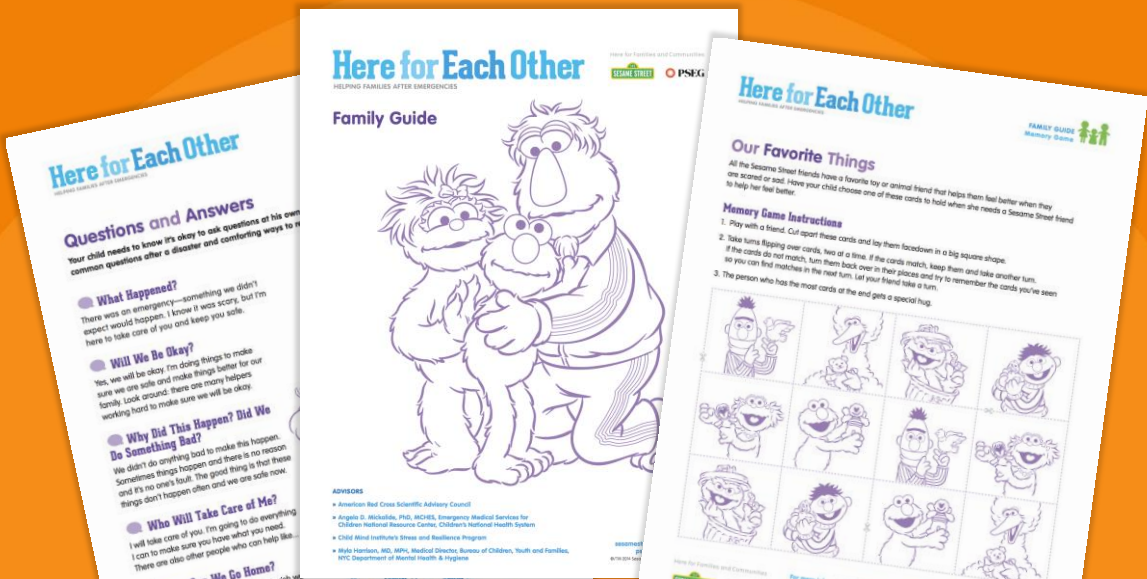
- Present a child's perspective
- Look for simple moments
- Encourage parent self-care
- As providers, recognize big feelings from all sides

A Hurricane Comes to Sesame Street



<https://sesamestreetincommunities.org/topics/emergency-preparedness/?activity=sesame-street-gets-storm>

Here for Each Other

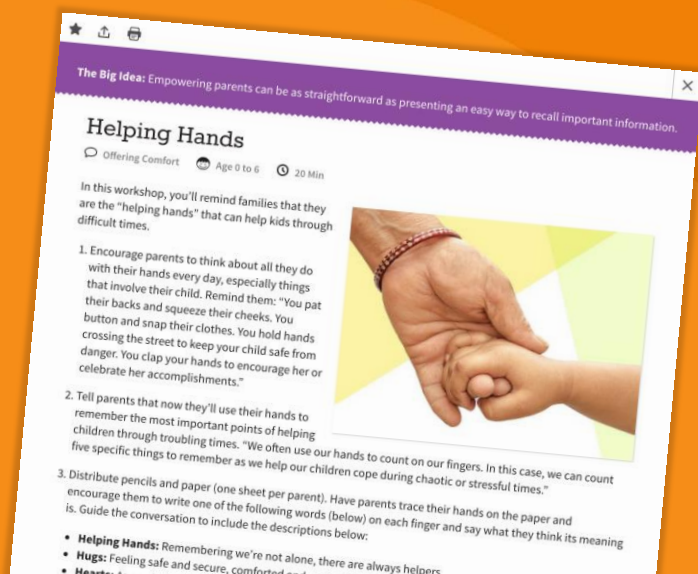


Helping Kids Cope After Emergencies

- Give children the facts
- Comfort your children
- Listen and talk to your children
- Try to keep a normal routine
- Spend time with your children
- Pay attention to signs of stress
- Monitor Media Use
- Empower your children
- Take care of yourself
- Inspire a sense of hope

Helping Hands Workshop

1. Helping Hands
2. Hugs
3. Hearts
4. Hear
5. Here



Let's Review!

- An emergency is something that happens that we do not expect, and we have to act quickly to stay safe.
- We can have a comprehensive preparedness plan & get kids involved in the process.
- Your comfort and care can make a big difference after a difficult situation.



Keep in touch with us!

Email: communities@sesame.org

Facebook: @SesameStreetinCommunities

@SesameStreetCommunityProviders

Questions?

Type your questions into 'Question' section of your navigation panel on your screen.

Reminders

- A recording for this webinar will be posted at www.childcareprepare.org within one week. You will also be able to access the presentation slides and handouts at this same website page.
- Certificates of attendance will be issued by NAFCC and will be e-mailed within two weeks to those participating in this live webinar. Certificates will be sent to the e-mail address that you registered with. Certificates will not be issued for those accessing the archived recording.
- Questions about your certificate? Contact Nicole at: NHopkinson@nafcc.org. Check your spam/junk folder if you do not receive a certificate within two weeks.

CEUs (Continuing Education Units)

- CEUs are available for this webinar. To qualify for CEUs, you must access a quiz and pass with 80% or above.
- More information can be found at: <https://www.nafcc.org/webinarceus>

Emergency Preparedness Webinar Schedule

*All webinars are from 8-9 p.m. ET



5/14

After the Disaster:
Food Safety and
Dealing with
Mold in Your Child
Care Setting

6/18

Keeping Kids
Safe: Basics of
Active Shooter
Response

7/23

Let's Get Ready:
Planning
Together for
Emergencies

8/20

Child Care
Emergency
Supply Kits:
What to Pack
and Where
It's At

Contact us at:
preparedness@usa.childcareaware.org

Is Your Child Care Program Prepared for Natural Disasters and Emergencies?

www.ChildCarePrepare.org



Look to Child Care Aware® of America for emergency preparedness, response and recovery resources!



Thank you for your participation!