

2019 State Child Care Facts in the State of: Arizona



CHILD CARE NEED¹

POPULATION	ARIZONA	UNITED STATES
Total residents	6,809,946	321,004,407
Children age birth to 4 years	434,500	19,839,997
Children age birth to 4 years living in poverty	112,705	4,390,252
Children age 5 to 11	638,200	28,709,244
Total families with children	677,003	33,469,709
Single parent families	233,826	10,802,250
Families in poverty	199,167	8,253,388

CHILDREN UNDER AGE 6 POTENTIALLY IN NEED OF CHILD CARE	ARIZONA	UNITED STATES
Children in two-parent families, both parents in labor force	156,018	8,708,721
Children in single-parent families, parent in the labor force	143,738	6,248,816
Total children under age 6 potentially needing child care	299,756	14,957,537

NUMBER OF WORKING MOTHERS	ARIZONA	UNITED STATES
With infants under one year	48,374	2,502,585
With children under age 6 only	99,903	5,538,989
With children age 6 to 17 only	282,414	14,854,271
With both children under age 6 AND children age 6 to 17	90,547	4,406,577
Married working mothers	282,099	15,867,548
Single working mothers	138,853	6,664,103

AVAILABILITY OF CHILD CARE²

SPACES IN CHILD CARE PROGRAMS	ARIZONA
Total spaces/slots	381,474
Percent of spaces in child care center programs	88%
Percent of total spaces in licensed FCC homes	1%
Percent of total spaces in school-age care programs	11%
Percent of total spaces in other programs	0%
Percentage spaces/slots of licensed programs	
Percent of licensed spaces for infants	5%
Percent of licensed spaces for toddlers	25%
Percent of licensed spaces for preschool-aged children	47%
Percent of licensed spaces for school-aged children	23%

TYPES OF AVAILABLE CHILD CARE

TYPES OF CHILD CARE	ARIZONA
Number of center-based child care programs	2,237
Percent of centers nationally accredited	7%
Do faith-based programs need to be regulated?	Yes
Number of regulated faith-based programs	263
Number of family child care (FCC) homes	589
Percent of FCC homes nationally accredited	2%
Number of school-aged care programs	1,669
Percent of licensed programs with slots for school-aged children	81%
Percent of licensed programs with slots for ONLY school-aged children	19%
Number of other regulated child care centers	0
Number of other regulated FCC homes	0

CHILD CARE WORKFORCE

NUMBERS, INCOME, AND SUPPORT OF THE CHILD CARE WORKFORCE ³	ARIZONA	UNITED STATES
Child care workers (in centers)	10,450	564,630
Average annual income of child care workers	\$25,160	\$24,610
Total paid early childhood workforce ⁴	NA	2.2 million

FOR FURTHER INFORMATION

CCR&R CONTACTS	URL
Child & Family Resources, Inc.	www.azccrr.com
Child Care Aware® of America	http://usa.childcareaware.org www.childcareaware.org

NOTES

- **NA:** Not Applicable
- **NR:** Data Not Reported or Not Available

¹ Unless otherwise noted, statistics in the Child Care Need sections are from the American Community Survey, U.S. Census Bureau, 2013-2017 five-year estimates (<http://factfinder2.census.gov/faces/nav/jsf/pages/index.xhtml>).

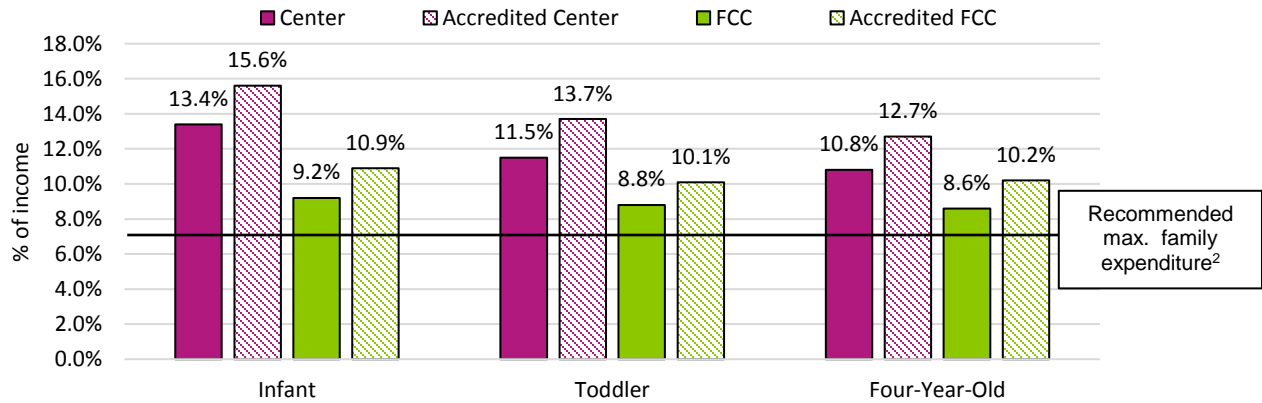
² Unless otherwise noted, data for the rest of the Fact Sheet is provided by Child Care Resource and Referral Agencies for Child Care Aware® of America's 2019 State Fact Sheet Survey. Data reflects the 2018 calendar year.

³ Unless otherwise noted, statistics in the Child Care Workforce sections are from the Occupational Employment Statistics, Bureau of Labor Statistics, 2018 data (<https://www.bls.gov/oes/>).

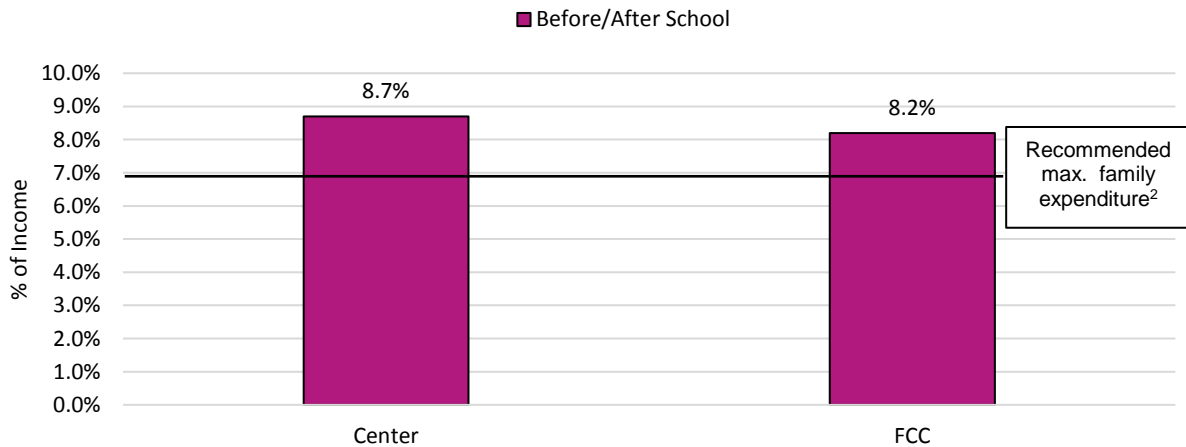
⁴Weiss E. & Brandon, R. N. (2010). *The Economic Value of the U.S. Early Childhood Sector*. Partnership for America's Economic Success.

2019 Child Care Affordability in the State of: Arizona

Affordability- Child Care for Young Children¹



Affordability- Child Care for School-Age Children³



¹ Annual price of care divided by state median income for married couple families with children (U.S. Census Bureau, ACS 5-year estimates 2013-2017, Table B19126)

² 7% of family income, [recommended by DHHS](#), as the maximum amount working families should spend on child care

³ Annual price for before/after School care divided by 75% of state median income for married-couple families with children, to reflect a 9-month school year (U.S. Census Bureau, ACS 5-year estimates 2013-2017, Table B19126)

2019 Child Care Resource and Referral Agencies in the State of: Arizona



CHILD CARE REFERRALS AND REQUESTS

CHILD CARE REFERRALS AND REQUESTS	ARIZONA
Total referral requests received	8,687
Percent online requests	56%
Percent telephone requests	45%
Percent in-person or other requests	1%
Requests by type of child care facility	
Percent of requests for centers	84%
Percent of requests for FCC homes	61%
Requests by age of children	
Percent for infant care	28%
Percent for toddler care	46%
Percent for preschool-age care	37%
Percent for school-age care (before-/after-school care)	4%
Percent for school-age care (any summer care)	31%
Requests by care hours needed	
Percent for full-time care	47%
Percent for part-time care	4%

REFERRALS TO LICENSE-EXEMPT PROVIDERS PROVIDED BY OFFICES OR AGENCIES IN ARIZONA	
License-exempt child care homes	✓
License-exempt child care centers	
Other license-exempt care	

REFERRAL STATISTICS BY TYPE	ARIZONA
Families receiving referrals from CCR&Rs (annual)	6,621
Percent served by online referrals	54%
Percent served by telephone referrals	47%
Percent served by in-person or other referrals	1%
Families receiving consumer education information	6,621
How often do clients seeking early care typically have contact with a consumer education/referral agent?	1-2 times

NON-TRADITIONAL HOURS REQUESTS TRACKED	ARIZONA
Any outside 6am – 6pm	✓
Evening child care (after 6pm)	✓
Overnight child care	✓
Weekend child care	✓
Child care for mildly ill children	
Emergency child care	
Seasonal child care	
Flexible/Rotating shifts child care	

TYPES OF CCR&RS

CCR&R CHARACTERISTICS	ARIZONA
State-funded Network	Other ¹

TYPES OF TRAINING PROVIDED	TOTAL NUMBER OF SESSIONS/VISITS	TOTAL NUMBER OF UNDUPLICATED PARTICIPANTS SERVED
Training for child care providers	NA	NA
Training for school-age child care providers	NA	NA
On-site technical assistance for child care providers	NA	NA
On-site technical assistance for school-age care programs	NA	NA
Training for parents	NA	NA

SPECIAL REQUESTS

REFERRALS BY AGE GROUP	NONSTANDARD HOURS REQUESTS	CHILDREN WITH SPECIAL NEEDS REQUESTS	HOMELESS CHILDREN REQUESTS
Number for infant care	466	46	NR
Number for toddler care	782	104	NR
Number for preschool-age care	664	207	NR
Number for school-age care	840	241	NR
Total	1,823	546	NR

LANGUAGES ACCOMMODATED BY CCR&R STAFF	STAFF SPEAK	ACCESS TRANSLATION SERVICES	PROVIDE PRINT MATERIALS
English	✓	NA	✓
Spanish	✓		✓
Chinese		✓	
Tagalog		✓	
Vietnamese		✓	
French		✓	
Korean		✓	
German		✓	
Other		Arabic, Somali, Swahili, Congolese	

¹ Single statewide CCR&R

2019 Facts about QRIS, Health, and Emergency Preparedness in the State of: Arizona



QRIS IMPLEMENTATION AND PARTICIPATION

QRIS DATA	ARIZONA
Does the state have a Quality Rating and Improvement System?	Yes
Name of QRIS	Quality First
QRIS Website	https://qualityfirstaz.com/
How is QRIS Implemented?	Implemented Statewide

ROLE OF CCR&Rs IN QRIS	ARIZONA
Coaching	No
Training	No
Monitoring	No
Recruitment of New Programs	No
Community Outreach	No
Data Analysis & Reporting	No
Other	Consumer education to parents and tracking ratings in database

PARTICIPATION IN STATE-WIDE QRIS	
Center-Based Programs	
Number of Programs	770
Capacity of Programs	90,765
Number of Programs at Top Level	49
Capacity of Programs at Top Level	4,384
FCC Home Programs	
Number of Programs	107
Capacity of Programs	840
Number of Programs at Top Level	19
Capacity of Programs at Top Level	148
School-Age Programs	
Number of Programs	NA
Capacity of Programs	NA
Number of Programs at Top Level	NA
Capacity of Programs at Top Level	NA
Other Programs	
Number of Programs	NA
Capacity of Programs	NA
Number of Programs at Top Level	NA
Capacity of Programs at Top Level	NA

EMERGENCY SERVICES PROVIDED BY CCR&RS

RESOURCES TO HELP PROGRAMS PLAN FOR POTENTIAL EMERGENCIES PROVIDED BY STATE OR LOCAL CCR&RS
<ul style="list-style-type: none"> • Training opportunities are available • Technical assistance is available
Resources provided by state or local CCR&Rs in response to an emergency in 2018 ¹
<ul style="list-style-type: none"> • None

SUPPLEMENTARY HEALTH PROGRAMS

SUPPLEMENTARY HEALTH PROGRAMS	ARIZONA
Does state have any voluntary quality recognition programs (e.g., Breastfeeding Friendly or Healthy Child Care)?	Yes
Number of child care programs participating in the Child and Adult Care Food Program	1,029
Number of child care centers that specialize in inclusion or serving children with disabilities	2,349
Does your state have a network for Mental Health Consultants for child care providers?	Yes

CHILD CARE PROGRAMS REQUIRED TO PARTICIPATE IN STATE-WIDE QRIS

- None (voluntary)

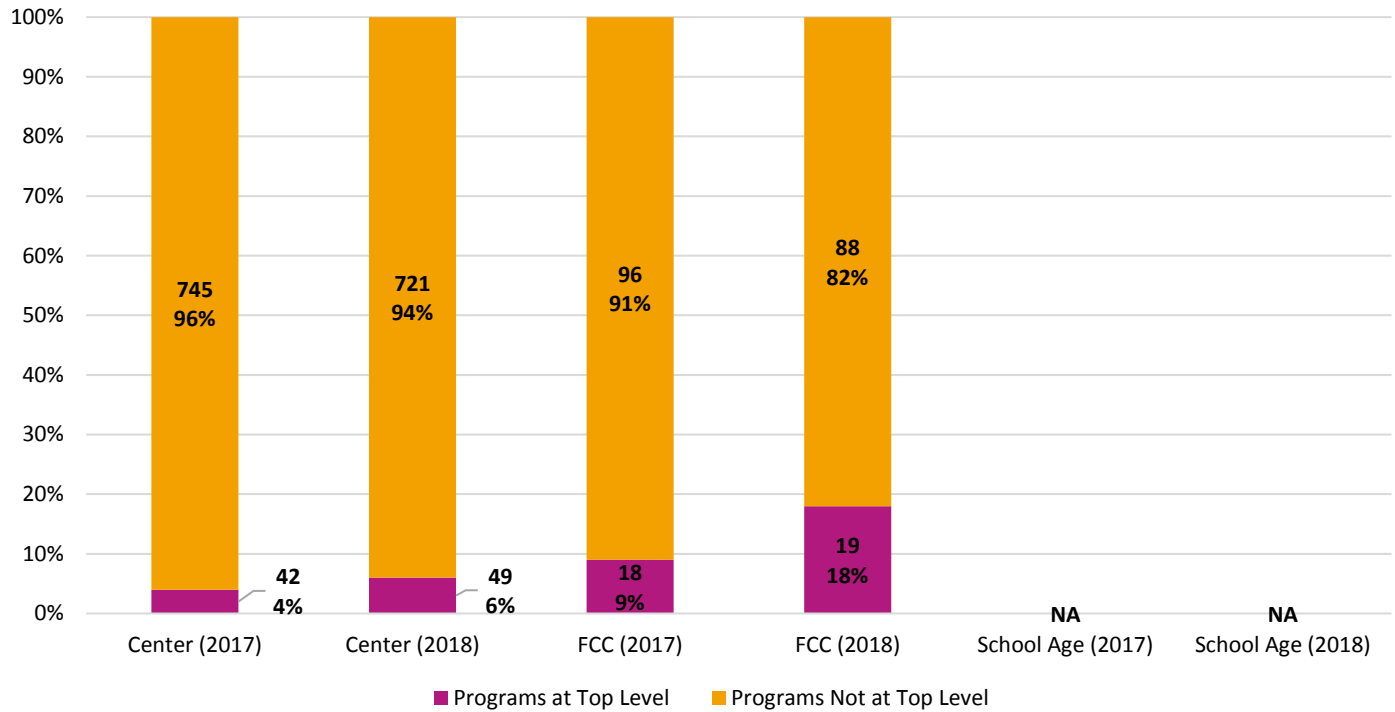
CHILD CARE PROGRAMS THAT MAY PARTICIPATE IN STATE-WIDE QRIS

- Licensed center-based programs
- Certified family child care homes

¹ This field only denotes whether services were provided; not all child care providers and not all states may have experienced an emergency in 2018.

Child Care Program QRIS Participation in the State of: **Arizona**

Number and Percentage of QRIS-Participating Programs at the Top Level**, by Program Type



**In Arizona, Quality First rates top-level programs at 5 stars