

2019 State Child Care Facts in the State of: Colorado



CHILD CARE NEED¹

POPULATION	COLORADO	UNITED STATES
Total residents	5,436,519	321,004,407
Children age birth to 4 years	334,205	19,839,997
Children age birth to 4 years living in poverty	52,492	4,390,252
Children age 5 to 11	496,919	28,709,244
Total families with children	598,078	33,469,709
Single parent families	166,447	10,802,250
Families in poverty	102,350	8,253,388

CHILDREN UNDER AGE 6 POTENTIALLY IN NEED OF CHILD CARE	COLORADO	UNITED STATES
Children in two-parent families, both parents in labor force	166,154	8,708,721
Children in single-parent families, parent in the labor force	79,610	6,248,816
Total children under age 6 potentially needing child care	245,764	14,957,537

NUMBER OF WORKING MOTHERS	COLORADO	UNITED STATES
With infants under one year	43,228	2,502,585
With children under age 6 only	97,806	5,538,989
With children age 6 to 17 only	255,298	14,854,271
With both children under age 6 AND children age 6 to 17	73,151	4,406,577
Married working mothers	298,970	15,867,548
Single working mothers	98,862	6,664,103

AVAILABILITY OF CHILD CARE²

SPACES IN CHILD CARE PROGRAMS	COLORADO
Total spaces/slots	237,012
Percent of spaces in child care center programs	58%
Percent of total spaces in licensed FCC homes	6%
Percent of total spaces in school-age care programs	36%
Percent of total spaces in other programs	NA
Percentage spaces/slots of licensed programs	
Percent of licensed spaces for infants	NR
Percent of licensed spaces for toddlers	NR
Percent of licensed spaces for preschool-aged children	NR
Percent of licensed spaces for school-aged children	NR

TYPES OF AVAILABLE CHILD CARE

TYPES OF CHILD CARE	COLORADO
Number of center-based child care programs	2,055
Percent of centers nationally accredited	11%
Do faith-based programs need to be regulated?	Yes
Number of regulated faith-based programs	NR
Number of family child care (FCC) homes	1,842
Percent of FCC homes nationally accredited	2%
Number of school-aged care programs	1,018
Percent of licensed programs with slots for school-aged children	0%
Percent of licensed programs with slots for ONLY school-aged children	100%
Number of other regulated child care centers	NA
Number of other regulated FCC homes	NA

CHILD CARE WORKFORCE

NUMBERS, INCOME, AND SUPPORT OF THE CHILD CARE WORKFORCE ³	COLORADO	UNITED STATES
Child care workers (in centers)	8,620	564,630
Average annual income of child care workers	\$28,770	\$24,610
Total paid early childhood workforce ⁴	NA	2.2 million

FOR FURTHER INFORMATION

CCR&R CONTACTS	URL
Colorado Department of Human Services - Office of Early Childhood	http://www.coloradoofficeofearlychildhood.com/
Child Care Aware® of America	http://usa.childcareaware.org www.childcareaware.org

NOTES

- **NA:** Not Applicable
- **NR:** Data Not Reported or Not Available

¹ Unless otherwise noted, statistics in the Child Care Need sections are from the American Community Survey, U.S. Census Bureau, 2013-2017 five-year estimates (<http://factfinder2.census.gov/faces/nav/jsf/pages/index.xhtml>).

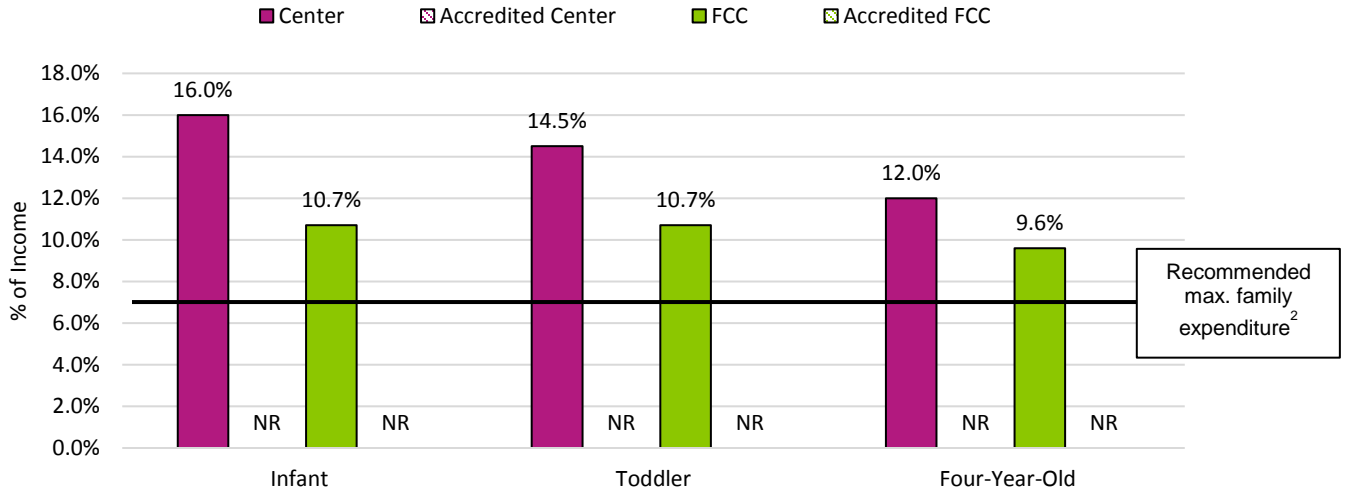
² Unless otherwise noted, data for the rest of the Fact Sheet is provided by Child Care Resource and Referral Agencies for Child Care Aware® of America's 2019 State Fact Sheet Survey. Data reflects the 2018 calendar year.

³ Unless otherwise noted, statistics in the Child Care Workforce sections are from the Occupational Employment Statistics, Bureau of Labor Statistics, 2018 data (<https://www.bls.gov/oes/>).

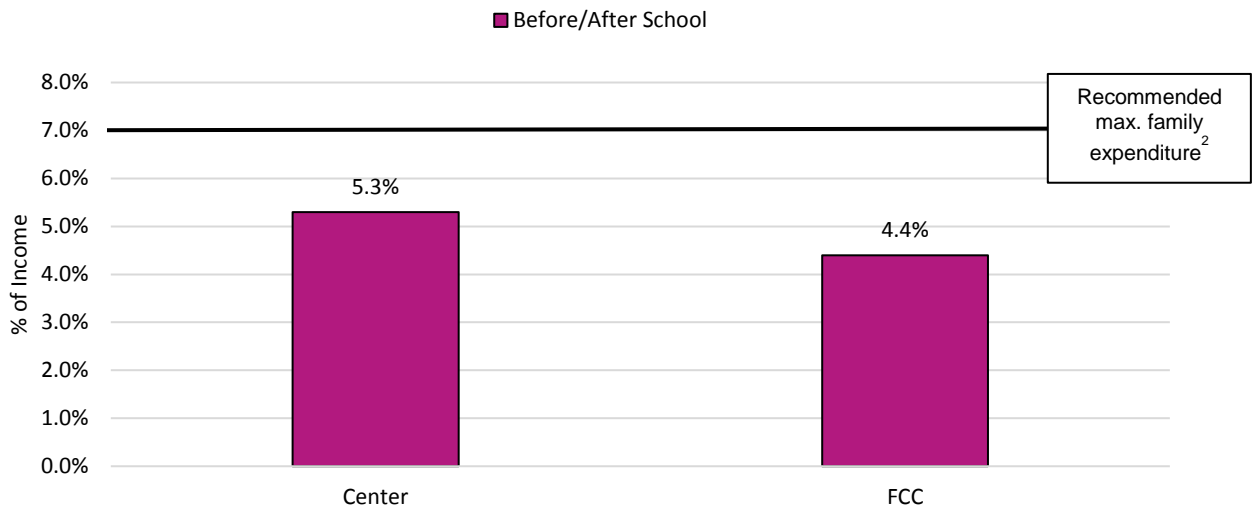
⁴Weiss E. & Brandon, R. N. (2010). *The Economic Value of the U.S. Early Childhood Sector*. Partnership for America's Economic Success.

2019 Child Care Affordability in the State of: Colorado

Affordability- Child Care for Young Children¹



Affordability- Child Care for School-Age Children³



¹ Annual price of care divided by state median income for married couple families with children (U.S. Census Bureau, ACS 5-year estimates 2013-2017, Table B19126)

² 7% of family income, [recommended by DHHS](#), as the maximum amount working families should spend on child care

³ Annual price for before/after School care divided by 75% of state median income for married-couple families with children, to reflect a 9-month school year (U.S. Census Bureau, ACS 5-year estimates 2013-2017, Table B19126)

2019 Child Care Resource and Referral Agencies in the State of: Colorado



CHILD CARE REFERRALS AND REQUESTS

CHILD CARE REFERRALS AND REQUESTS	COLORADO
Total referral requests received	4,386
Percent online requests	11%
Percent telephone requests	89%
Percent in-person or other requests	<1%
Requests by type of child care facility	
Percent of requests for centers	NR
Percent of requests for FCC homes	NR
Requests by age of children	
Percent for infant care	30%
Percent for toddler care	46%
Percent for preschool-age care	30%
Percent for school-age care (before-/after-school care)	51%*
Percent for school-age care (any summer care)	
Requests by care hours needed	
Percent for full-time care	NR
Percent for part-time care	NR

* Percentage includes requests for before/after school care and summer care. Also includes 5 year olds.

REFERRALS TO LICENSE-EXEMPT PROVIDERS PROVIDED BY OFFICES OR AGENCIES IN COLORADO	
License-exempt child care homes	NA
License-exempt child care centers	NA
Other license-exempt care	NA

REFERRAL STATISTICS BY TYPE ¹	COLORADO
Families receiving referrals from CCR&Rs (annual)	NR
Percent served by online referrals	NR
Percent served by telephone referrals	NR
Percent served by in-person or other referrals	NR
Families receiving consumer education information	NR
How often do clients seeking early care typically have contact with a consumer education/referral agent?	NR

NON-TRADITIONAL HOURS REQUESTS TRACKED	COLORADO
Any outside 6am – 6pm	NR
Evening child care (after 6pm)	NR
Overnight child care	NR
Weekend child care	NR
Child care for mildly ill children	NR
Emergency child care	NR
Seasonal child care	NR
Flexible/Rotating shifts child care	NR

TYPES OF CCR&RS

CCR&R CHARACTERISTICS	COLORADO	
State-funded Network	Yes	
TYPES OF TRAINING PROVIDED	TOTAL NUMBER OF SESSIONS/VISITS	TOTAL NUMBER OF UNDUPLICATED PARTICIPANTS SERVED
Training for child care providers	160,327	30,890
Training for school-age child care providers	12,586	4,522
On-site technical assistance for child care providers	4,288	3,805
On-site technical assistance for school-age care programs	1,041	NR
Training for parents	NR	NR

SPECIAL REQUESTS

REFERRALS BY AGE GROUP	NONSTANDARD HOURS REQUESTS	CHILDREN WITH SPECIAL NEEDS REQUESTS	HOMELESS CHILDREN REQUESTS
Number for infant care	NR	NR	NR
Number for toddler care	NR	NR	NR
Number for preschool-age care	NR	NR	NR
Number for school-age care	NR	NR	NR
Total	NR	17	NR

LANGUAGES ACCOMMODATED BY CCR&R STAFF	STAFF SPEAK	ACCESS TRANSLATION SERVICES	PROVIDE PRINT MATERIALS
English	✓	NA	✓
Spanish	✓	✓	✓
Chinese		✓	
Tagalog		✓	
Vietnamese		✓	
French		✓	
Korean		✓	
German		✓	
Other		✓	

¹ Referral data grouped by family not available

2019 Facts about QRIS, Health, and Emergency Preparedness in the State of: Colorado



QRIS IMPLEMENTATION AND PARTICIPATION

QRIS DATA	COLORADO
Does the state have a Quality Rating and Improvement System?	Yes
Name of QRIS	Colorado Shines
QRIS Website	https://www.coloradoshines.com/
How is QRIS Implemented?	Implemented statewide

PARTICIPATION IN STATE-WIDE QRIS	
Center-Based Programs	
Number of Programs	2,055
Capacity of Programs	137,430
Number of Programs at Top Level	834
Capacity of Programs at Top Level	63,431
FCC Home Programs	
Number of Programs	1,842
Capacity of Programs	13,766
Number of Programs at Top Level	102
Capacity of Programs at Top Level	905
School-Age Programs	
Number of Programs	NA
Capacity of Programs	NA
Number of Programs at Top Level	NA
Capacity of Programs at Top Level	NA
Other Programs	
Number of Programs	NA
Capacity of Programs	NA
Number of Programs at Top Level	NA
Capacity of Programs at Top Level	NA

CHILD CARE PROGRAMS <u>REQUIRED</u> TO PARTICIPATE IN STATE-WIDE QRIS
<ul style="list-style-type: none"> Licensed center-based child care Licensed family child care homes

CHILD CARE PROGRAMS THAT <u>MAY</u> PARTICIPATE IN STATE-WIDE QRIS
<ul style="list-style-type: none"> Licensed center-based child care Licensed family child care homes

ROLE OF CCR&RS IN QRIS	COLORADO
Coaching	✓
Training	✓
Monitoring	✓
Recruitment of New Programs	✓
Community Outreach	✓
Data Analysis & Reporting	✓
Other	

EMERGENCY SERVICES PROVIDED BY CCR&RS

RESOURCES TO HELP PROGRAMS PLAN FOR POTENTIAL EMERGENCIES PROVIDED BY STATE OR LOCAL CCR&RS
<ul style="list-style-type: none"> NR
Resources provided by state or local CCR&RS in response to an emergency in 2018 ¹
<ul style="list-style-type: none"> NR

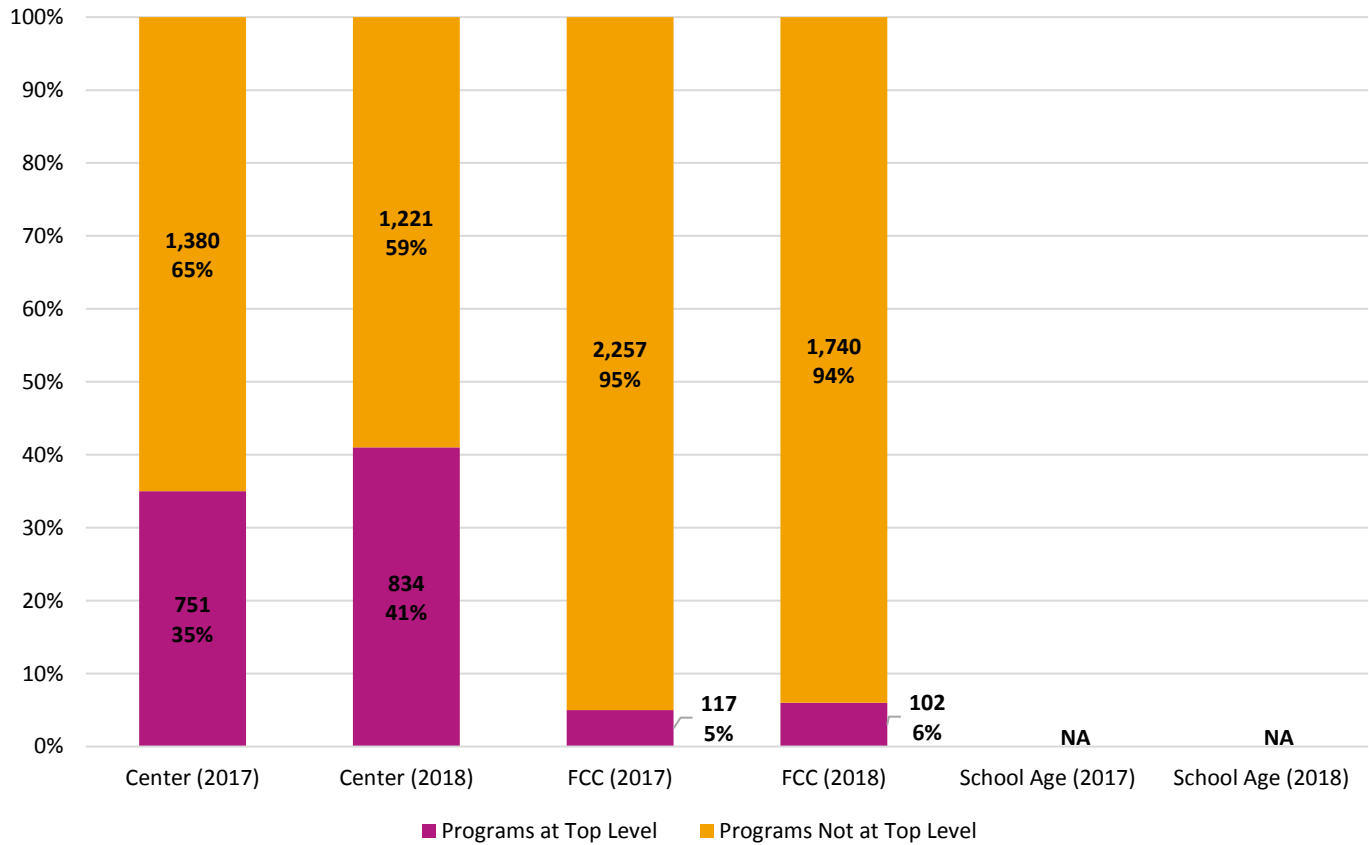
SUPPLEMENTARY HEALTH PROGRAMS

SUPPLEMENTARY HEALTH PROGRAMS	COLORADO
Does state have any voluntary quality recognition programs (e.g., Breastfeeding Friendly or Healthy Child Care)?	NR
Number of child care programs participating in the Child and Adult Care Food Program	582
Number of child care centers that specialize in inclusion or serving children with disabilities	NR
Does your state have a network for Mental Health Consultants for child care providers?	Yes

¹ This field only denotes whether services were provided; not all child care providers and not all states may have experienced an emergency in 2018.

Child Care Program QRIS Participation in the State of: Colorado

Number and Percentage of QRIS-Participating Programs** at the Top Level, by Program Type



**Top level programs include Levels 3, 4, and 5 in the Colorado Shines QRIS rating scale.