

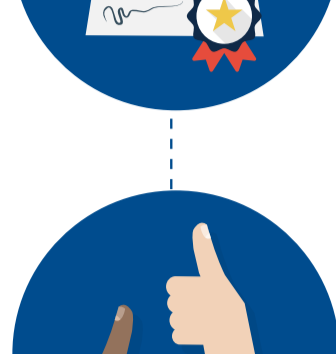
# ALL ABOUT HUCKBOLTS®

HuckBolts® offer an outstanding alternative to traditional nut-and-bolt hardware; delivering functionality when welds simply won't work. Featuring an exclusive locking groove design that ensures a tight fit, HuckBolts® provide superior fastening performance regardless of which lock bolt type you require. Easier to install and more durable than welding, adhesives, or conventional threaded fastening systems, HuckBolts® have been the professionals' choice for decades.




## How a Huck Bolt Works

Whereas a nut is used to set a traditional bolt, a collar or sleeve is used to set a Huck Bolt. A pin is fitted with a collar and inserted into a pre-drilled hole, and that collar tightens the bolt into a permanent bond. Though Huck Bolts provide an extremely efficient process, specialized manual, pneumatic, or hydraulic tooling is required for installation.




### 1950

The year the first patents were issued for lockbolts to Louis C. Huck, who developed the technology in the 1940s at the behest of the U.S. Navy and the railcar market to develop a vibration-resistant fastener.



### Benefits of Huck Bolts

- ✓ Quick assembly
- ✓ Can be set from a single point on the collar side of the assembly
- ✓ Direct metal-to-metal contact that provides superior vibration resistance
- ✓ Increased shear, tensile strength, and fatigue strength



### Further Benefits

- ✓ Swaged-on collar forms a permanent, vibration-proof connection
- ✓ Initial long length of fastener enables pull-out of large gaps
- ✓ Consistent, repeatable pre-loading
- ✓ Wide bearing collar and head spread load to ensure structural integrity
- ✓ Corrosion resistant coatings can be painted
- ✓ Excellent gap pull-up and high retained clamp
- ✓ High fatigue annular lock groove form extends the life of your structure



## Three Types of Huck Bolts

### HuckBolt® with Pintails



**What they are?**  
Structural fasteners used in place of conventional nut-and-bolt applications.

**Why they are used?**  
Longer-term reliability, improved vibration resistance, and greatly improved installation processing speed.

**Common types**  
Huck C6L®, Magna-Grip®, Huck C50L®, Huck HP8®.

**How do they work?**  
Huck Bolts with pintails have a break point on the pin that separates upon the completion of the installation sequence. The pintail is ejected from the installation tool and can be collected in a containment process included within the installation tooling system.

#### Sizes

Varies by bolt, but generally a diameter range of 3/16 to 1-3/8 inches, grip range between 1/16 and 6-3/8 inches. Head styles are available in Round, Truss, and Countersunk styles, and heads can be covered in corrosion resistant material, or polished to a high gloss.

### HuckBolt® Without Pintails



**What they are?**  
Similar to lockbolts with pintails, this option replaces nut-and-bolt fasteners, but without the residual waste.

**Why they are used?**  
Incredible vibration resistance and reliability; fast installation process.


**Common types**  
Huck-Spin® (Original, Huck-Spin® 2, Huck-Spin® 3), Bobtail® and Bobtail® 2, Snap-Tail®. All available in both inch and metric sizes.

**How do they work?**  
Because the collar is pulled and swaged into the lockbolt pin during installation, dual-sided torque is not required. Pintail-less Huck Bolts have no break point on the pin, and as a result, there is no spent pintail to discard or capture upon the completion of installation. In addition, there is no shock associated with pintail removal, so operator fatigue and tooling wear is greatly reduced. Installation cycle time is also greatly reduced resulting in lower in-reduced cost. No broken pintail also means no corrosion point to potentially paint over.

#### Sizes

Varies by bolt, but generally a diameter range of 3/16 to 7/8 inches or M12 to M20 (metric), grip range between 0.375 and 2.4 inches. Head styles are available in Round, Truss, and Countersunk styles. Heads can also be covered in corrosion resistant material, or polished to a high gloss.

### Reinforced panel HuckBolts®



**What they are?**  
Two-piece specialty fasteners designed specifically for FRP and metal-clad composite panel applications.

**Why they are used?**  
These Huck Bolts prevent cracking and pull-through of composite materials and are ideal for the assembly of GRP vehicle panels. They feature high shear strength for strong joint integrity and an under-head seal. The internally locked stem provides a secure, vibration-resistant joint, with a smaller shell size available for use against metal surfaces, thus giving a low-profile head and neat appearance.

**How do they work?**  
Reinforced panel Huck Bolts install with a consistent pressure; you don't have to worry about over- or under-tightening, thus reducing the potential for crushing or crazing FRP panels.

**Common types**  
Hucktainer® Hucktainer MC®

#### Sizes

Varies by bolt, but generally a 3/8-inch diameter and grip range between 3/16 and 1 1/4 inches. Head styles are not only available in a variety of diameters and colors, but also in both polished metal or plastic encapsulated varieties.

### Huck Bolts Are Better with a World-Class Distributor

Huck Bolts deliver benefits and strength that welding and traditional nuts and bolts sometimes don't, but proper installation and correct specifications are essential. Working with an expert distributor such as Bay Supply can help you choose the right Huck Bolts, collars, and installation tools for your project. Call us at 800-718-8818 or visit [www.baysupply.com/Contact-Us](http://www.baysupply.com/Contact-Us)