



We don't simply present data, we help establish specific plans to reduce your total cost of risk and prevent losses—based on data.



RISK CONTROL

Business Analytics

Translating data into business insights, actionable information, strategies, and results

PMA's Risk Control Business Analytics can help you better understand your organization, your rank against competition, and opportunities for cost savings and improved efficiencies. Our team of analysts interprets your data and uncovers the most effective strategies to reduce your frequency and severity—and total cost of risk.

Highlights

- Direct access to business analysts
- Analysts fully incorporated with you and your PMA service team
- Comprehensive program – analysis, strategic service planning and execution, results monitoring
- Normalized data
- Visually compelling information and insights
- Detailed insights for informed strategic decision-making

Your Roadmap to Results with PMA Business Analytics

With our three-step approach, you'll partner with your analyst and service team each step of the way.

1 Keener Insights for Better Decision Making

We invest the time to understand your organization, analyzing and interpreting your data in the context of your processes and outcomes. You'll better understand:

- Key factors impacting your organization
- Potential areas of concern
- What's working well
- Improvement opportunities
- Hidden trends

2 Actionable Strategies and Goals to Lower Your Costs

You'll have specific, practical solutions with goals and strategies, including:

- Long-term objectives
- Greatest improvement opportunities
- Most effective cost avoidance techniques

3 Continued Improvement with Monitoring

You'll have ongoing support, including periodic reporting of your progress and access to your analyst.

Continued on next page.

RISK CONTROL COMPREHENSIVE SERVICES

Consulting Services • **Business Analytics** • Specialized Services • Organizational Safety Management Services • PMA Webservice® • Employee Wellness • Organizational Safety Institute® • Solutions Center

Suite of Tools & Reports

LOSS-TRENDING ANALYSIS

- Examines performance over time
- Compares claim frequency and severity against rate performance, loss leaders, trends
- Identifies department, job function, and location-specific loss trends


INDUSTRY COMPARISON AND COMPETITIVE POSITION ANALYSES

- Insight into your organization versus your competition, locally and nationally
- Includes frequency rate, injury cause, body part, and more
- Calculates the claim and dollar equivalent between your organization's performance and your competition
- Includes profit/surplus from revenue implications

STATUS REPORTS

- Tailored trend and metric focused reports

STEWARDSHIP REPORTING

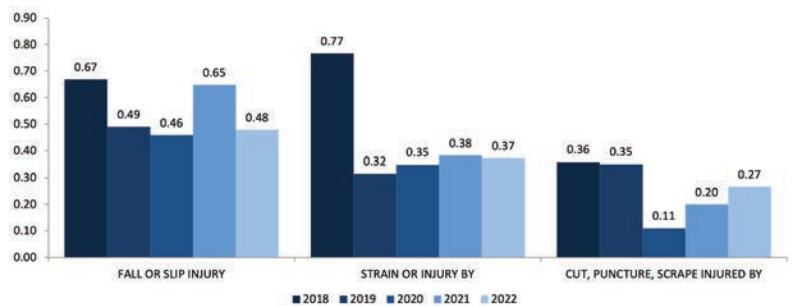
- Offers insights from Risk Control, Underwriting, Claims Management, and Managed Care
- Illustrates impact of your results
- Identifies next steps for cost reduction 



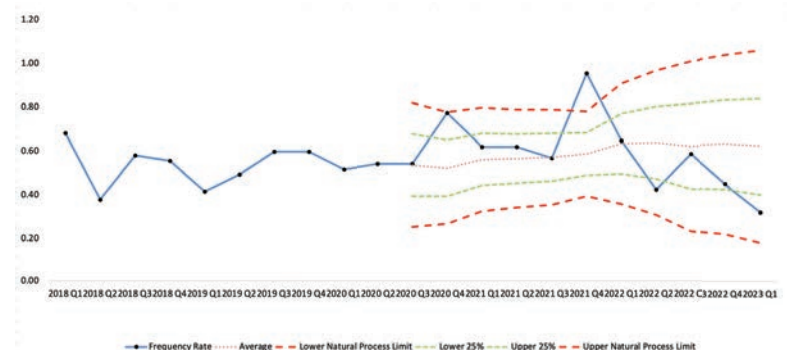
Our dashboards allow you to effortlessly navigate your data, supporting decision-making to drive organizational performance.

Sample Data Points *(below)*

Frequency Rate – Top 3 Frequency Loss Leaders



Historical Trending Predicts Future Outcomes



For additional information, contact your PMA Representative or email us at heretohelp@pmagroup.com

PMACOMPANIES.COM

PMA COMPANIES (PMA) is a trusted leader and recognized expert in commercial risk management insurance solutions and services. PMA specializes in workers' compensation, commercial auto, general liability, and commercial package & umbrella coverages as well as offering claims administration and risk management services through PMA Management Corp. (PMAMC), its wholly owned TPA. PMA's issuing insurance companies are Pennsylvania Manufacturers' Association Insurance Company, Manufacturers Alliance Insurance Company, and Pennsylvania Manufacturers Indemnity Company. PMA is part of Old Republic International, a Fortune 500 company (NYSE: ORI). ORGIG.COM