

THE MARVIN ULTIMATE DOUBLE HUNG NEXT GENERATION

MARVIN 
Windows and Doors
Built around you.®





BUILDING ONE / WARROAD

CRAFTSMANSHIP IS ONLY THE BEGINNING

*Cover: Windows shown with Ebony cladding.
Right: Window shown in Cherry with Wheat stain and Antique Brass hardware.*


MARVIN WINDOWS AND DOORS

THE MARVIN DIFFERENCE

Every Marvin® window and door begins with a commitment to craftsmanship. While that means using premium materials, like hand-selected, sustainably sourced lumber, it also means relying on an expert workforce and doing things the right way, every time.

We know quality isn't an accident. It's an attribute that takes consistency.

Over the years we've constantly gone the extra mile to ensure quality is built into every product that bears our name. It's the result of tradition, innovation, and expertise united by a responsibility to provide the very best. All because we don't just make windows and doors, we build pieces of people's homes.



ENDLESS DESIGN POSSIBILITIES.



Windows shown in Stone White exterior cladding.



ULTIMATE DOUBLE HUNG NEXT GENERATION



A CONTEMPORARY CLASSIC

The Ultimate Double Hung Next Generation Window is an embodiment of our dedication to the trade of creating windows and doors. Influenced by the rich, historical significance of this window style and inspired by innovative design, each feature is thoughtfully added and each detail is carefully considered.

*Window above shown in Designer Black painted interior finish with Matte Black hardware.
Right window shown with White painted interior finish and Satin Chrome hardware.*



INTERIOR PRODUCT FEATURES

DESIGNED TO INSPIRE

1

RICH WOOD INTERIOR

Offers beauty and warmth with six standard wood species and ten interior finish options.

2

NARROW CHECKRAIL

Provides a sleek aesthetic to maximize daylight opening while maintaining historical accuracy.

3

DESIGN VERSATILITY

With an array of simulated divided lite patterns, interior and exterior color options, ten hardware finishes, and hundreds of roundtop sizes.

4

EXCLUSIVE AUTOLOCK

Activates when the sashes are closed, locking the window.

5

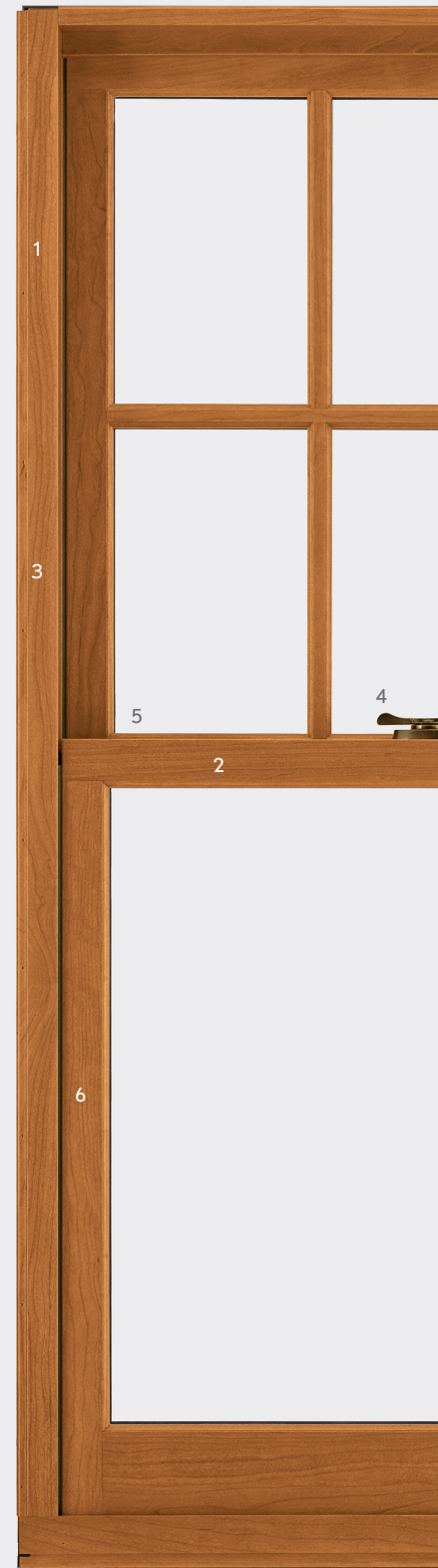
FIRST-RATE ENERGY EFFICIENCY

Meet ENERGY STAR® standards in energy efficiency with multiple glass options for various regions, climates and weather needs.


6

SASH BALANCE SYSTEMS

Enable smooth operation even at the largest sizes.



Left window shown in Cherry with Wheat stain and Antique Brass hardware.



EXTERIOR PRODUCT FEATURES

ENGINEERED FOR PERFORMANCE

7

DURABLE EXTERIOR CLADDING

Made with the industry's highest level of certification, AAMA 2605, extruded aluminum and backed by a 20-year warranty against chalking and fading.

8

ALUMINUM INTER-LOCK

Eliminates drafts and improves the window's overall structural integrity.

9

EXPANSIVE SIZES

Up to 5 feet wide by 10 feet high.

10

TRADITIONAL SILL BEVEL

The 14-degree bevel provides optimal water management while maintaining a classic look.

11

SUPERIOR WEATHER PERFORMANCE

The window's performance ratings are top in class, including CW-PG30 through CW-PG50 and LC-PG50 on most sizes and IZ3 certified coastal options.

Right window shown in Suede aluminum cladding.



GENERATIONS OF TIMELESS DESIGN.



Ultimate Double Hung Next Generation Windows and Ultimate Sliding French Doors shown with Ebony cladding and Satin Nickel hardware.

A detailed close-up of a window frame, specifically the area where the sashes meet. The frame is painted a dark, matte black. A silver-colored metal hardware component, likely a sash lock or latch, is visible on the right side of the frame. The background is a light, neutral color, providing a high contrast with the dark frame.

AUTO-LOCKING HARDWARE

The mechanism automatically locks the window when the sashes are closed and is painter-friendly, allowing easy removal and reattachment for painting without components shifting out of alignment.

Both windows shown in Designer Black painted interior finish with Satin Chrome hardware.

ELEGANCE EVERY DAY

Every aspect of the Ultimate Double Hung Next Generation Window was created with our customers' needs in mind, including Tilt/Wash mode. Allowing easy access to the exterior glass for cleaning and maintenance, Tilt/Wash mode helps keep every view beautiful.



ULTIMATE INSERT DOUBLE HUNG NEXT GENERATION



A WINDOW INTO EFFICIENCY

This window's frame-in-frame design is built precisely to seamlessly fit into your unique window opening, so there's no need to remove the existing frame or disturb the exterior or interior trim of your house. Ultimate Insert Double Hung Next Generation Windows always fit into your existing space and appear completely integrated into your home.

Window shown in Pine with Matte Black hardware.

ELEGANT ARCHES

The Ultimate Double Hung Next Generation Window empowers design versatility with round top options for modern homes and historic renovations.



**HALF CIRCLE
TRANSOM**

Versatile, standing alone or above a double hung. Available in 12 call number sizes.



**HALF CIRCLE
RADIUS
OPERATING
DOUBLE HUNG**

A half circle arch allows a dramatic transition. Available in 164 call number sizes.



**EYEBROW
TRANSOM**

Complements design as a transom or picture. Available in over 75 call number sizes.



**HALF EYEBROW
OPERATING
SINGLE HUNG**

An elegant curve creates striking beauty. Available in 189 call number sizes.



**EYEBROW RADIUS
OPERATING
DOUBLE HUNG**

A gentle radius gives a classic look. Available in 192 call number sizes.

Windows shown in Pine with Leather stain and Oil Rubbed Bronze hardware.

The image shows a cream-colored Marvin window with a grid pattern. The window is divided into several panes by thin white muntins. In the center of the window, there is a large rectangular area with a dark gray background, which serves as a backdrop for the text. At the bottom of the window, there are two black, oval-shaped handles or locks. The overall design is clean and modern.

REIMAGINED FROM THE BOTTOM UP

The Marvin Lift Lock moves the location of the lock from the check rail to the lower part of the sash, solving an age-old problem of lock accessibility. Now, operating your window is easier than ever; the Lift Lock unlocks and acts as a handle for raising and lowering the bottom sash. To lock, simply close the bottom sash. Lift Lock hardware is available on the Ultimate Single Hung Next Generation Window.

ULTIMATE SINGLE HUNG NEXT GENERATION



A MODERN INNOVATION

The Marvin® Lift Lock is the next innovation in function, design, and aesthetics for the Marvin Ultimate Single Hung Next Generation Window. Now operating your window is easier than ever; the lift lock unlocks and acts as a handle for raising and lowering the bottom sash. To lock, simply close the bottom sash. Lift Lock Hardware is available with contemporary and traditional styles to complement a range of designs.

Left window shown in Pine with White painted interior finish and Traditional Lift Lock Hardware in Matte Black.

Left Window above shown in White Oak with Traditional Lift Lock Hardware in Satin Nickel.

Right window above shown in Pine with Designer Black painted interior finish and Contemporary Lift Lock Hardware in Satin Nickel.

CLASSIC STYLE. VISIONARY EXPRESSION.



Windows shown with White painted interior finish and Satin Chrome hardware.



ULTIMATE DOUBLE HUNG NEXT GENERATION



SUPERIOR SCREENS

Because no two projects are the same, Marvin® offers a variety of innovative screen and storm window options designed to blend into your window, meet the performance needs of your project, and match the beauty of your home.

RETRACTABLE SCREEN

FULL OR HALF SCREEN

TWO-LITE STORM SASH OR SCREEN

STORM & SCREEN COMBINATIONS

Window shown with full screen and Suede aluminum cladding.

ULTIMATE DOUBLE HUNG NEXT GENERATION



SHADED IN SERENITY

From the amount of light to give your home to the amount of privacy to give yourself, what you need throughout the day changes. Marvin's interior shades are seamlessly integrated into the window with no edge gaps for light to bleed through and feature top-down/bottom-up operation, letting you choose your exact amount of daylight or privacy. With finish options to match your windows or doors, a precision fit with no visible cords or pulleys, these shades blend into the background when unused. Offering fifteen light-filtering shade colors and five colors that block out light, Marvin® shades are designed to accommodate every need. These shades are made with a durable material that holds its pleat through normal use and we offer a 10-year warranty on all fabrics.

Windows shown in Pine with Honey stain and Almond shades.




ALUMINUM CLADDING

BEAUTY THAT DOESN'T FADE

Our cladding offers color flexibility to meet design goals with durability to protect against the elements. Backed by a 20-year warranty, Marvin's impact resistant extruded aluminum cladding is 3x thicker and much stronger than the industry-standard roll-form aluminum.** Standing out for its extraordinary durability in nineteen spectacular colors, all finished in commercial-grade paint for superior resistance to chalking and fading, our aluminum cladding is designed to last.




HAZELNUT



GUNMETAL



SUEDE



COCONUT CREAM



WOOD SPECIES

Every master woodworker knows that one of the most important choices when crafting a new piece is selecting the right wood species for the project. With variations in grain, hardness and warmth, each one of our six standard wood species has something unique to offer.



INTERIOR FINISH OPTIONS

As part of our commitment to only creating the highest-quality windows and doors, every single piece of wood in each of our made-to-order products is conditioned, sanded, and baked during our integrated conditioning and staining process to provide an elegant and lasting finish. With nine stain and paint options to choose from, our customers can receive stunning, ready-to-install windows and doors without the mess, fumes, or inconvenience.

* Pearlescent Aluminum Cladding

** Some colors may not qualify for the 20-year warranty. For details contact your local dealer. For a copy of the warranty, see MarvinWindows.com



Built around you.®

Marvin® Windows and Doors, Warroad, MN 56763. ©2018 Marvin Windows and Doors. All rights reserved. ®Registered trademark of Marvin Windows and Doors. Information regarding status of patent applications, and product features and specifications is subject to change without notice. Colors shown in printed materials are simulations and may not precisely duplicate product or finish colors. Contact your local Marvin dealer to view actual product and finish samples.

Part #19980680. June 2018.

MARVINWINDOWS.COM

**HANDCRAFTED
IN AMERICA.** 