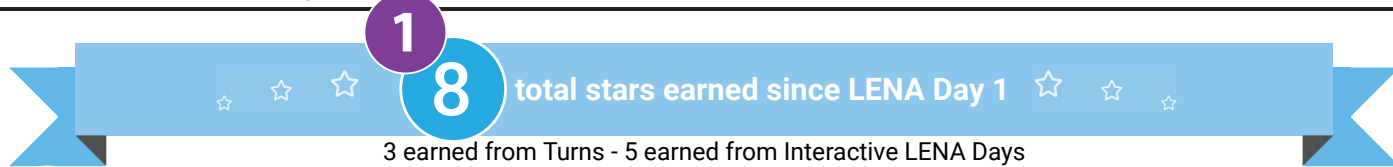


Total stars: Teachers can earn up to two stars per report. This number reflects the total stars earned up through the most recent LENA Day.

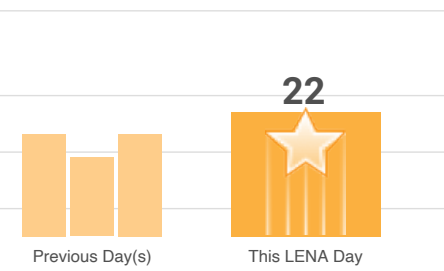
Room Summary | S10 Rainbow - Purple - 2020 Fall - 8 Children

Day #5 - 4/4/2021



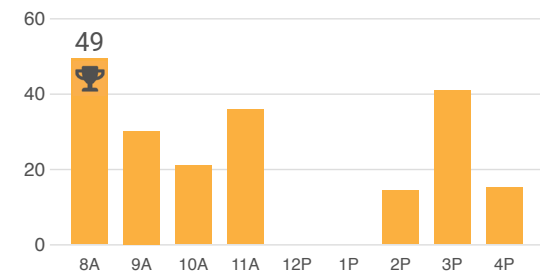
2 Conversational Turns per Hour

The Conversational Turns per Hour graph compares the previous three LENA Days (left bars) to the most recent LENA Day (right bar).



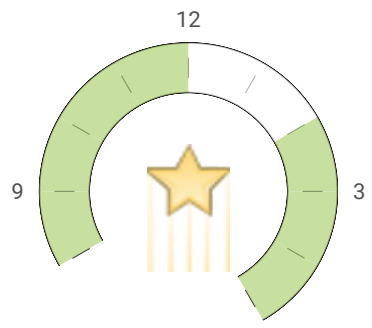
You earned a star because this LENA Day is higher than the average of the Previous Day(s): **16**

3 This LENA Day - Hourly Breakout



This LENA Day - Hourly Breakout graph shows an hourly breakout of conversational turns per hour on the most recent LENA Day.

4 Room-Level Interactive Clock



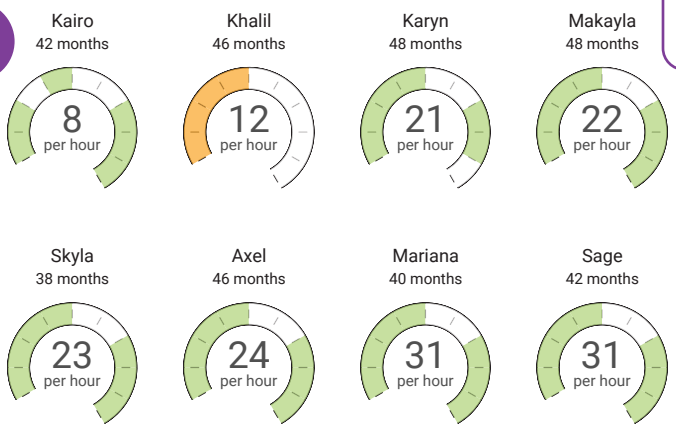
You earned an Interactive Day star because the average turns were 5 or more for at least 5 hours of the day.

not present/device off OR fewer than 5 turns

5 or more turns in that hour

Interactive Day

5 Child-Level Interactive Talk Clocks



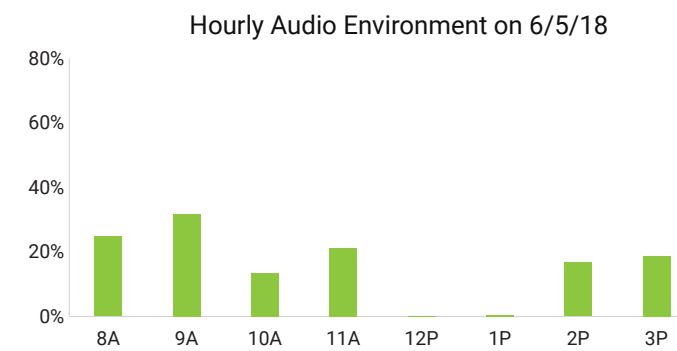
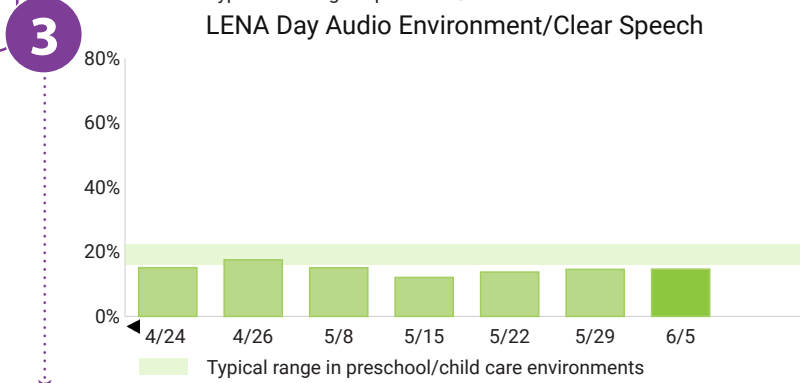
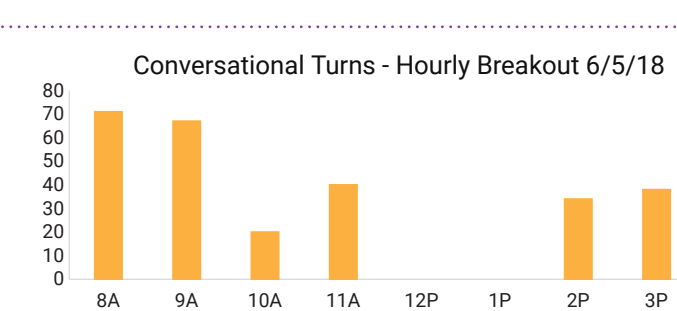
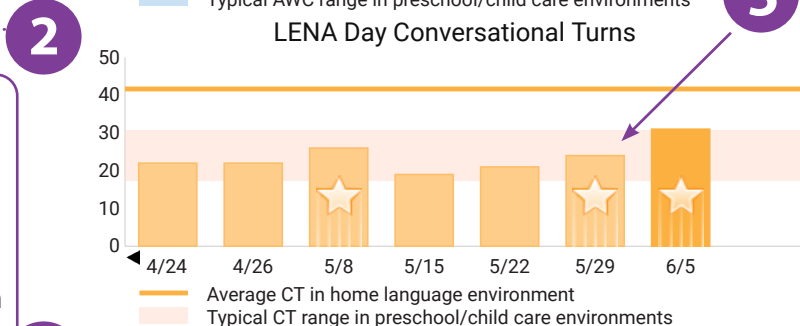
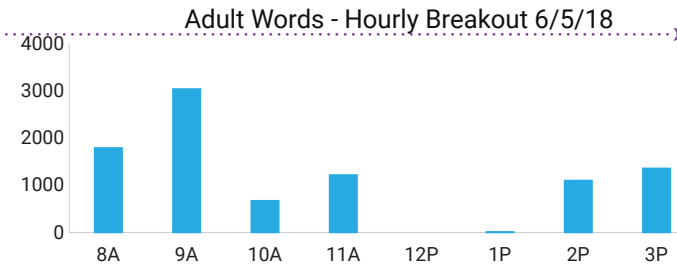
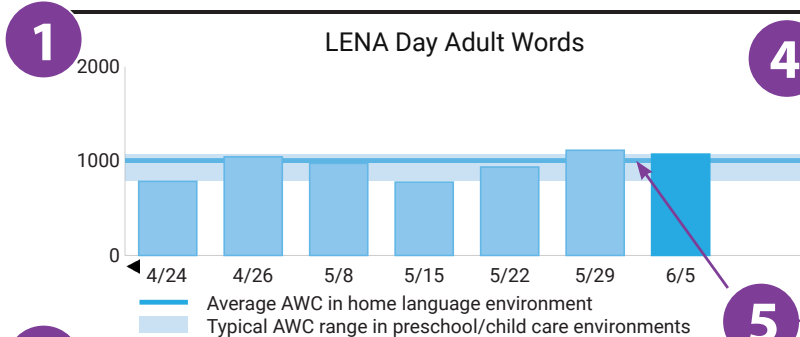
The Child-Level Interactive Talk Clocks show each child's experience on the current LENA Day. They are arranged left to right according to level of interaction (turns per hour, lowest to highest).

The Room-Level Interactive Talk Clock is a snapshot of all talk in the classroom. A filled-in wedge represents an Interactive Hour when children experienced five or more turns. The clock turns green when there are five or more Interactive Hours in a day.

The Room Detail Report

LENA Day Adult Words shows adult word count estimates. LENA does not recognize specific words. It estimates word counts based on syllable counts and sound distributions.

Room Detail | Toddler Room 1 - Spring - 5 Children



The Hourly Breakout graphs in the right-hand column show words, turns, and audio environment details from the most recent LENA Day, hour by hour.

The lines and bands on the graphs provide a comparison to LENA's database of Grow classrooms.

- **The dark lines** represent the average adult words or conversational turns in the home.
- **The lighter bands** show the averages from children in LENA Grow classrooms.

LENA Day Conversational Turns shows the average number of conversational turns per hour on each LENA Day.

LENA Day Audio Environment/Clear Speech graph estimates the amount of clear speech children in the room were exposed to. Clear speech is any adult or child vocal output not dominated by noise, overlapping speech, or electronic media.


The Room Progress Report

Progress | Toddler Room 1 - Spring

From Apr 24, 2018 - Jun 5, 2018 (6 Weeks)

Children in each room who had at least four LENA Days and met attendance criteria for the time period indicated.

Advanced: 25+ Turns



Accomplished: 15+ Turns



Above Minimum: 5+ Turns



0 25 50 75 100

Percent of Your Children Meeting Goal

Total Children: 5

▲Goals: 90%, 60%, 30%

Beginning: The top bar shows the number of children who satisfied each level's criteria at their initial recordings (average of their first two LENA Days).

ADVANCED – Children who experienced 25 or more turns per hour, on average.

ACCOMPLISHED – Children who experienced 15 or more turns per hour, on average.

ABOVE MINIMUM – Children who experienced five or more turns per hour, on average.

Last 2 LENA Days: The lower bar shows the average of each child's most recent two LENA Days. The goal is for the lower bar to be longer than the upper, which shows improvement.

Goals: The triangle shows the goal for each level. The goal is to get at least 30 percent to **ADVANCED**, at least 60 percent to **ACCOMPLISHED**, and at least 90 percent of children to **ABOVE MINIMUM**.

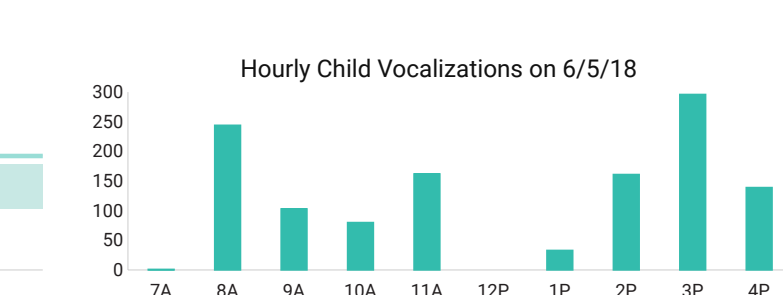
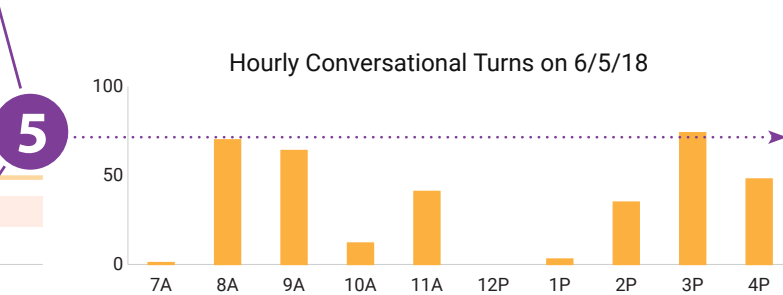
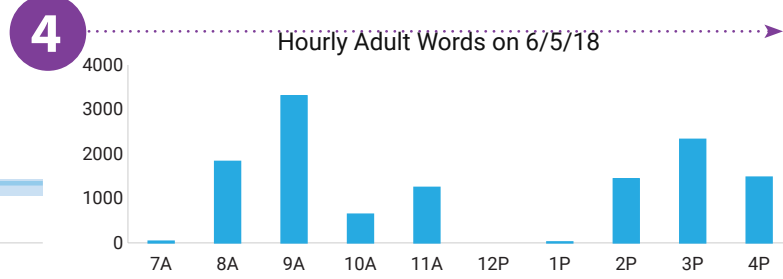
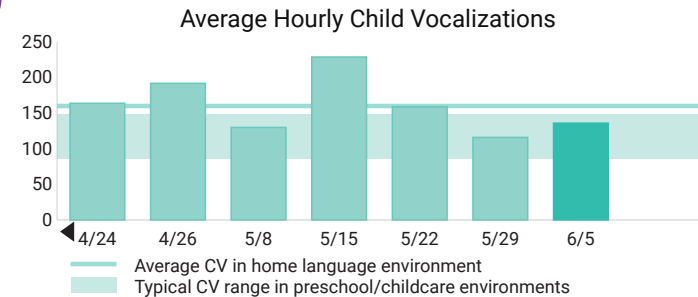
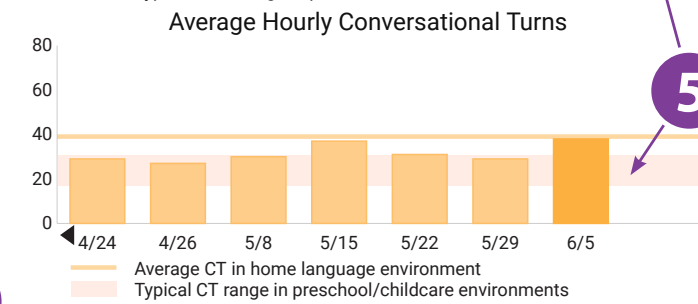
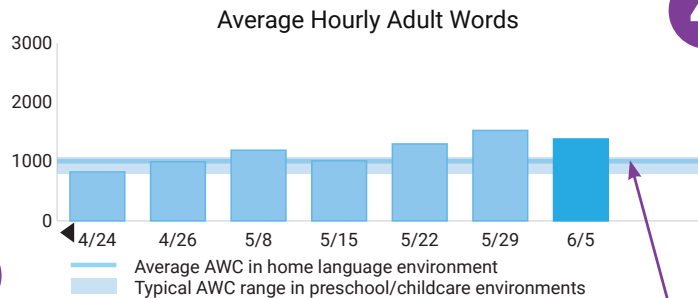
The Individual Child Report

LENA Day Adult Words shows adult word count estimates. LENA does not recognize specific words. It estimates word counts based on syllable counts and sound distributions.

1 LENA®

LENA Grow Center - Toddler Room 1 - Spring - 6/5/18

Erin F. (23 months as of 6/5/18)



The Hourly Breakout graphs in the right-hand column show words, turns, and child vocalization details from the most recent LENA Day, hour by hour.

The lines and bands on the graphs provide a comparison to LENA's normative sample.

- The dark lines represent the average adult words or conversational turns in the home.
- The lighter bands show the averages from children in preschool/child care settings.

LENA Day Average Hourly Child Vocalizations shows the number of times per hour the child made speech-related sounds, on average. The sounds might be words, phrases, babbles, or coos, depending on the child's age. Non-speech sounds like crying are not included. LENA does not recognize specific words.

Interactive Talk Clock for Erin

LENA Grow Center - Toddler Room 1 - Spring

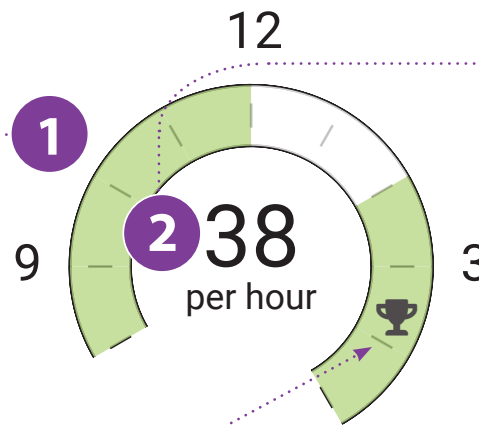
6/5/2018

The Interactive Talk Clock

shows a child's experience on their LENA Day. A filled-in wedge represents an Interactive Hour when the child experienced five or more turns. The clock turns green when there are five or more Interactive Hours in a day. This is an Interactive Day.

The number in the center of the clock

is the child's average number of turns for the LENA Day.



Erin had 7 interactive hours!

An Interactive Hour

happens when a child experiences an average of five or more turns per hour.

A trophy appears on the Talk Clock on the hour with the highest number of turns.



3pm was Erin's best hour for this day with 74 turns.

Turns are back and forth conversations. They help build brains!

Ask your child's teacher about this week's Conversation Starter, and take a look at the poster.
How might you apply these ideas at home?