

ERP System

Multi-Channel
Success



Magento eCommerce

Akeneo PIM



Onboarding eCommerce Pro

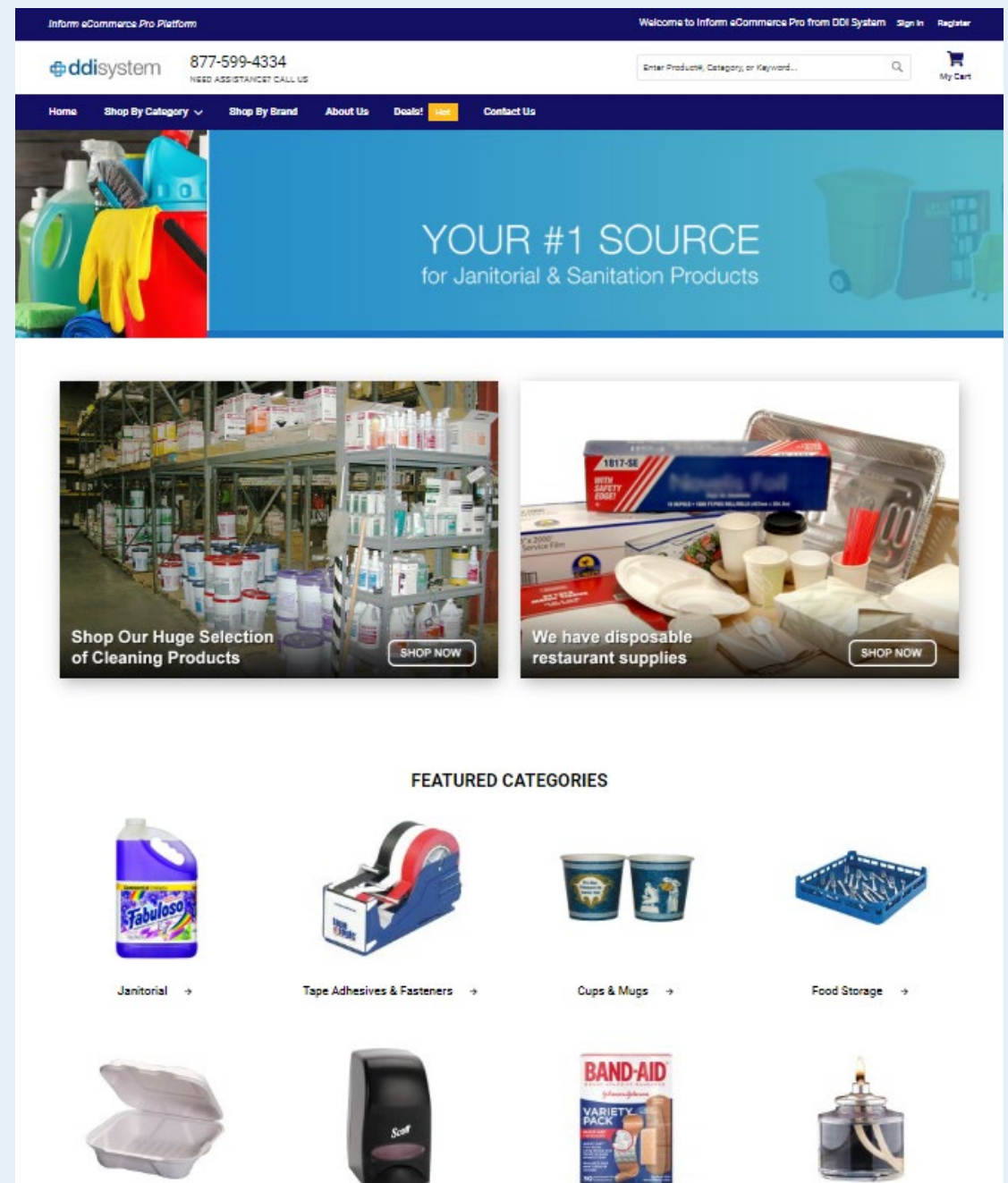
TASKS & MILESTONES TO
A LIVE WEBSTORE SITE

Enhancements to the eCommerce Pro Platform



Dynamic Home Page

- ▶ More out-of-the-box customization
- ▶ Enhanced page header
- ▶ New promotional call-out / content boxes
- ▶ Image and font size changes for a bolder, impactful look
- ▶ Several customizable footer sections



Product Detail Page

- Informative Product Detail page that provides Product Description, Specifications, Images, Product Information and associated Documentation
- Layout with high contrast zones for visual impact and readability
- Single-Page scrolling layout makes it easy to view all your content
- Formatted product specifications in a banded table

The Clear Choice in HVAC/R Wholesale


Welcome to Rogers Supply, the clear choice in HVAC/R Sign In Register

ROGERS SUPPLY COMPANY 708-468-8920 WE ARE HERE TO HELP! Enter Product#, Category, or Keyword...

Home Shop By Category Shop By Brand

Daikin RXL09QMVMJU

Print This Page Email This Page



Product #: 88794 Brand: Daikin Company, L.P.

\$746.28

1 EA Add to Cart

Available In Stock Only 3 left View Inventory by Location

Daikin RXL09QMVMJU Aurora Series Outdoor Unit, 0.75 ton, 9000 BtuH Cooling, 10900 BtuH Heating, 20 SEER, 12.5 EER, 12.5 HSPF

Product Description

Daikin RXL09QMVMJU Aurora Series Outdoor Unit, 0.75 ton, 9000 BtuH Cooling, 10900 BtuH Heating, 20 SEER, 12.5 EER, 12.5 HSPF, Operation Mode: Eco, Auto-changecoilover, 208/230 V, 60 Hz, 1 Phase, R-410A, 3/8 Inch Suction Line, 49 dB High, 66 ft Maximum Piping Length, L1, L2, Ground, Ivory White, 21-5/8 Inch H x 26-9/16 Inch W x 11-3/16 Inch D

Total indoor climate control means having the ability to select a desirable temperature for each space in a house and to have that temperature maintained no matter what the temperature outside – even when it is down to -13°F / -25°C, ensuring all year round comfort. For the coldest regions, the outdoor units of this Daikin AURORA heat pump system have been redesigned to withstand extreme weather conditions with excellent energy efficiency ratings.

IDEAL SOLUTIONS FOR:

- Cold regions where homeowners want to enjoy a reliable, energy efficient source of heat
- Renovations, remodeling and new construction
- Sun rooms, basements, attics, garages, hot or cold rooms, and more
- Rooms where floor space comes at a premium or is not available for other application
- Ceiling void or attic does not allow for a viable duct run option

Standard Features

- Energy Efficient – Up to 20 SEER, 12.5 HSPF, 13.0 EER
- Up to 100% Cooling Capacity at 104°F (40°C)
- Cooling Range 50° - 115° F (Extended operation to -4° - 115° F with facility setting)
- Heating Range -13° - 60° F
- Redesigned PCB in the outdoor unit to withstand extreme conditions

Optional Features

- Wired controller
- Titanium Apatite Photocatalytic Air Purifying Filter

Standard/Approvals: AHRI Certified, ETL Listed
Application: Commercial, Light Commercial and Residential
12 Year Limited Parts Warranty

Specifications





Cooling Capacity	9000 btuH	Manufacturer Part	RXL09QMVMJU
Dimensions	21-5/8 Inch H x 26-9/16 Inch W x 11-3/16 Inch D	Number	
Discharge Line Size	1/4 Inch	Nominal Capacity	0.75 ton
EER Rating	12.5	Operation Modes	Econo, Comfort, Auto Restart, Cooling
Electrical Ratings	208/230 V, 60 Hz, 1 Phase	Package/Shipping	75
Fuse Size	15 A	Weight	
		Refrigerant Type	R-410A

Documentation

Manufacturer Other Document_1 Manufacturer Brochure Document

Manufacturer Installation/Operator Document Manufacturer Warranty Document

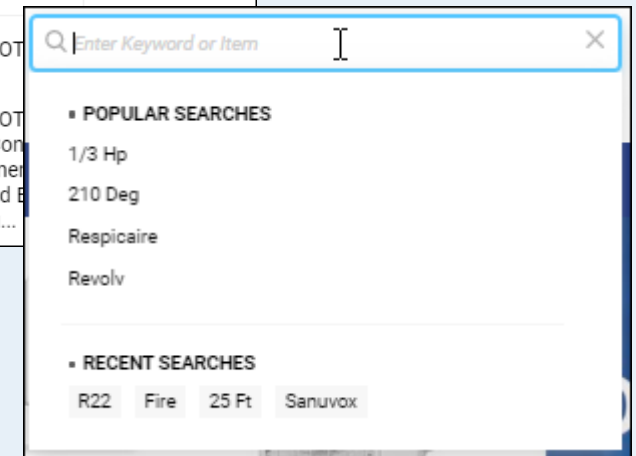
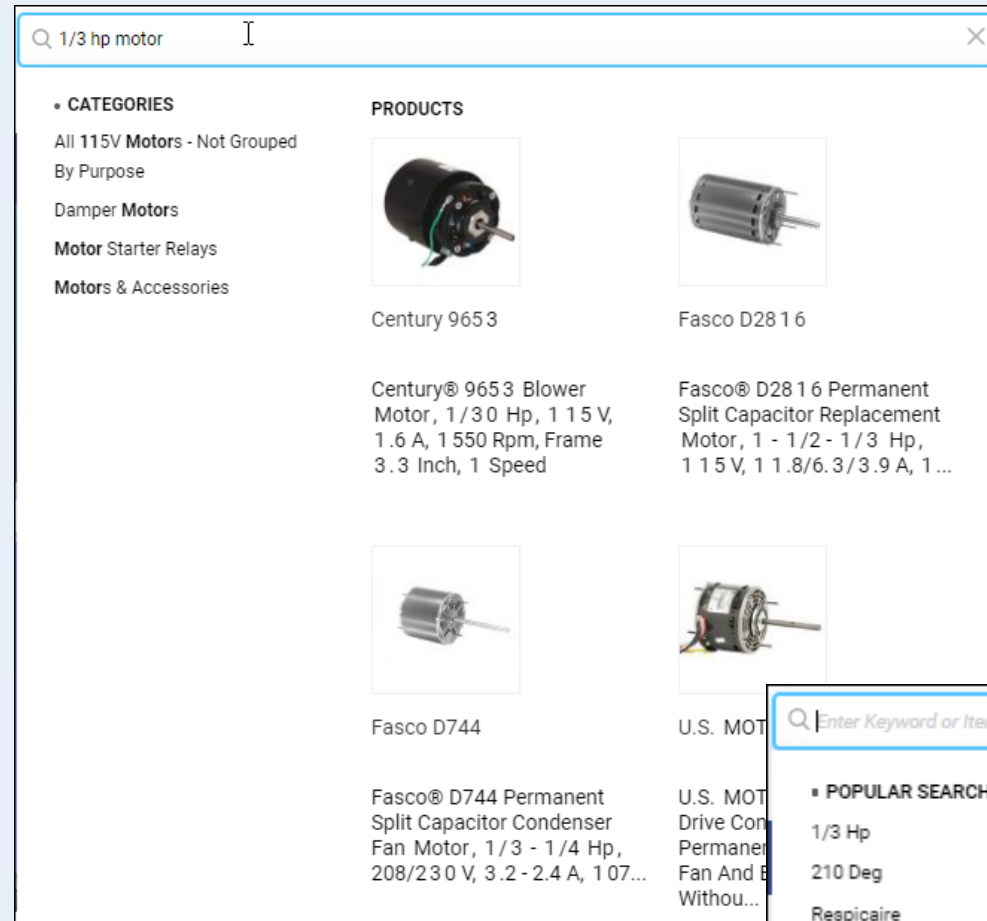
Related Products

E-Lite EL1838-3 JMF 14X38X12-25DLEZ JMF 14X38X12-50DLEZ Daikin KPW937E4

Advanced Search Module (optional)

- ▶ Use advanced autocomplete window
- ▶ Display recent and popular searches
- ▶ Enable search in categories, products and on CMS pages
- ▶ Customize search window layout
- ▶ Fee based component from the Magento Marketplace plus configuration



Site Experience

- ▶ 8 different site color selections for a more vibrant, appealing, and customizable user experience
- ▶ Top menu customization
- ▶ Optimized server resource allocation for a faster user experience
- ▶ Improved ERP POS Order handing. Ship confirm prepaid POS orders to automatically relieve the prepaid funds

DDI Color Configuration

Theme Color
[website] #121003

Mega Menu Items

Create

Deals!

Root Menu

About Us

Deals!

Contact Us

name

Restaurant

Enable

Yes

Menu Content Type

Category Listing

Menu Url Type

Category Link

Category Link

- Top Sellers

Label Type

Hot

Add Class Custom

Top Static Block

Please select block

CUSTOMER SUPPORT

Contact Us

Return and Warranty Policy

Sign up for Newsletter

Account Services

SERVICES

Marketing Assistance

Education & Certification

Thermostat Recycling

Key Vendors

EVENTS

Dealer Webinar Registration

DEALER RESOURCES

Rogers Supply News

Authorized Servicier Agreement

Dealer Bulletin Email Authorization Form

Dealer Locator Worksheet

Motor Cross Reference

White Rodgers Cross Reference

Goodman Warranty Express

Manitowoc Foodservices

Dealer First Mobile

PartnerLink

Copyright © DDI System. All rights reserved.

eCommerce Pro Project Overview

eComm Pro Servers

Setup PIM, Magento & ERP Server Configuration



Build Your Digital Catalog

Setup product categories, images, spec sheets, etc.



IT Configuration

Setup connectivity, domain, firewall and other crucial elements



Webstore Configuration

Setup Magento theme, logo, ERP connectivity



Operational Site



Webstore Design

Continue to enhance digital catalog along with look and feel of webstore, add/configure optional components



Ongoing Catalog Enhancement



Shipping



Card Payments



Sales Tax



Live, Customer Facing Webstore



eCommerce Pro Server Configuration

Client Tasks

- Update Inform ERP to the most recent version
- Provide DDI with your Server's Public Static IP Address

DDI System Tasks


- Launch and configure Akeneo PIM server
- Launch and configure Magento webstore server
- Configure DNS on both PIM and Magento Servers



Build Your Digital Product Catalog

Tasks Involved:

- Choose Online Products
- Build & Assign Categories
- Enhance Descriptions
- Add Merchandising Text
- Add Images
- Add Specification Documents
- Add Keywords
- Add Options (color or style)





Selecting and Loading Products

What Products will you show online?

- Web Publish
- A,B,C Ranked

Our Onboarding Team will collect and load your product selection to your PIM

We Export the initial PIM Product Catalog content from the ERP

Advanced Report - Akeneo Export "Akeneo Export"

Report: **Akeneo Export** Akeneo Export

Definition Primary File: **PRODUCT** Generate Layout ☐ Export Option: **With Layout** Created By: AW on 9/4/2019 Last Run By: AG on 2/19/2020

Layout Selected File: **<Select File>**

Settings Available Fields

Schedule

Notes

File	Field	Operator	Value	Connector	Exclude
PRODUCT	Publish	Equal To	Y		<input type="checkbox"/>

File	Length	Field	Sort	Nested
PRODUCT	20	Product (20)		<input type="checkbox"/>
PRODUCT	60	Description Full		<input type="checkbox"/>
PRODUCT	900	Web Description Long		<input type="checkbox"/>
PRODUCT	30	Product Line Description		<input type="checkbox"/>
PRODUCT	30	Price Group Description		<input type="checkbox"/>
PRODUCT	7	Weight		<input type="checkbox"/>
PRODUCT	6	Length		<input type="checkbox"/>
PRODUCT	6	Height		<input type="checkbox"/>
PRODUCT	6	Width		<input type="checkbox"/>
PRODUCT	7	Available		<input type="checkbox"/>
PRODUCT	10	List 1		<input type="checkbox"/>
PRODUCT	60	Image URL		<input type="checkbox"/>
PRODUCT	20	Image File		<input type="checkbox"/>
PRODUCT	60	Document / Spec URL		<input type="checkbox"/>
PRODUCT	20	Spec Sheet File		<input type="checkbox"/>
PRODUCT	20	Spec Sheet URL		<input type="checkbox"/>

Run Report Run Preview Deliver Now New Edit Exit

```
347 .widget-area-sidebar {text-align: right;
348     font-size: 11px;
349 }
350
351
352 /* #Menu
353
354
355 #access {
356     display: inline-block;
357     height: 69px;
358     float: right;
359     margin: 11px 28px 0px 0px;
```





Product Catalog from Your ERP

General ERP Product Onboarding

- We collect basic product details such as description, web description, product line, UPC, base UOM, images, Product Line, Price Group, Rank, Manufacturer
- Optional data collection can include options and accessories and other user-requested fields
- We use ERP Product Data to get your site operational and tested

Existing eComm Sites

- We collect and load compatible Product Images to the PIM. (PNG, GIF, JPG are supported)
- Product image file size below 70 kb
- <https://www.shopify.com/blog/7412852-10-must-know-image-optimization-tips>
- We collect and load Product Attachments to the PIM
- Optionally we can collect and load Web Categories

What is a PIM?



Product Information Management (PIM) software provides a single place to collect, manage, and enrich your product information, create a product catalog, and distribute it to your sales and eCommerce channels



A PIM solution makes it faster and easier to create compelling product experiences.

What is a PIM?

eCommerce Pro integrates the Akeneo PIM

Well Known eCommerce Leaders Use Akeneo:



Akeneo named a Leader
in IDC Marketscape



Key Features of Akeneo PIM



Akeneo offers a powerful, flexible, adaptable Product Information Management solution

Structure your product information the way you want!
Define your catalog structure with categories, families, attributes, and more.

Enrich content, assign images and media files, and craft compelling product descriptions.

Make product changes in bulk

Organize related upsell and substitute product associations

Track product data completeness

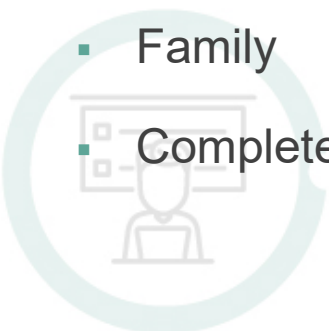


Learning and Using your PIM

Product Catalog

Filter the Catalog by:

- Category
- Product Line
- Price Group
- Manufacturer
- Family
- Completeness



PRODUCTS /

3058 results

Search on Label or identifier

1 ... 6 7 8 ... 123

COLUMNS

ID	Image	Label	SHORT DESCRIPTION	ERP Description	Family	Manufacturer Name	Status	Complete
102A		[102A]					DISABLED	
102WCB		Pizza Box	10" x 10" x 2", White, Corrugated, Unprinted, Pizza Box	WHITE UNPRINTED PIZZA BOX 10X10X1.75 CORR (50)	Pizza Boxes	Converted Paper Products JHB (Pty) Ltd	ENABLED	100%
103282		Cake Bakery Box	10" x 10" x 5", Recyclable Kraft, Windowed, Lock Corner, Cake Bakery Box	BOX BAKERY WINDOW 10X10X5 KRAFT (150) BOXIT	Bakery Boxes	BOXit Corporation	ENABLED	100%
103900		103900	10.75" x 6", Natural Brown, X-Small, Interfolded, Wax Coated Kraft Paper Deli Sheets	TISSUE BAKERY 6X10.75 KRAFT MIDGET (10000) MCNAIRN	Wax Paper	McNairn Packaging	ENABLED	100%
103A		103A	Clear, Food Service Sanitizing Wipe	WIPES PRESAN NO RINSE-FOOD SURFACE (12)	Cleaning Wipes	AVRO Enterprises	ENABLED	100%
1040		Roll Towel	800' x 8", 1 Ply, White, Paper, High Capacity, Hardwound, Roll Towel	TOWELS PAPER ROLL WHITE 8"X800 FEET (12) SCOTT	Towels	Kimberly-Clark Professional	ENABLED	100%



Learning and Using your PIM

Product Catalog

- Edit all product attributes
- Descriptions
- Multiple images
- Marketing text
- Search filters and specification



The screenshot displays the ddisystem PIM interface for editing a product. On the left is a vertical sidebar with icons for Activity, Products, Imports, Exports, Settings, System, and Media. The main content area is titled 'PRODUCTS / BKTDUO' and features a product image of a green and gray mop bucket. Below the image, the product name is 'TROLLEY Commercial / Industrial Mop Bucket' and the SKU is 'BKTDUO'. A 'SHORT DESCRIPTION' field contains a bulleted list of features: 'Trolley with two 6.25 gallon buckets (green and gray), roller wringer, caddy (green) for spray bottles/cloths, bottom storage caddy (gray) for mop/trowel.', 'Pole holder', and 'Reversible metal push handle'. The 'List Price' is set to '325 USD'. An 'Image 1' section shows a thumbnail of the product image with the filename 'db2_1.jpg' and icons for viewing, uploading, and deleting. At the top right, there are notification icons, a 'SAVE' button, and a 'COMPLETE: 100%' status indicator. The bottom of the page is labeled 'PRODUCT DETAIL'.



Learning and Using your PIM

Categories

- Easily create new categories and subcategories
- PIM categories are your main eCommerce navigation



The screenshot displays the ddi system PIM interface. On the left is a 'SETTINGS NAVIGATION' sidebar with icons and labels for Activity, Products, Imports, Exports, Settings (highlighted), System, and Media. The main content area is titled 'SETTINGS / CATEGORIES /' and 'Edit category - General Purpose Cleaners'. It features a 'Products' tree on the left with a dropdown arrow, showing a hierarchy: Products > Janitorial > Cleaners & Degreasers. The 'General Purpose Cleaners' item is selected and highlighted. On the right, there are tabs for 'Properties' and 'History'. The 'Properties' tab is active, showing 'GENERAL PROPERTIES' with a 'Code (required)' field containing 'general_purpose_cleaners'. Below this is the 'NODE VALUES' section, showing 'English (United States)' with a value of 'General Purpose Cleaners'. A green 'SAVE' button is in the top right corner.



Learning and Using your PIM

Bulk Actions

Assign Products to Categories

- Create Categories



The screenshot displays the ddisystem PIM interface. On the left is a 'SETTINGS NAVIGATION' sidebar with icons for Activity, Products, Imports, Exports, Settings (highlighted), and System. The main content area is titled 'SETTINGS / CATEGORIES /' and shows a tree view of the 'Master catalog'. The tree includes categories like Adhesives & Sealants & Tape, Plumbing & Bath / Kitchen Fi..., Plumbing Valves, Tubs and Showers, Toilets and Urinals, Sinks and Wash Fountains, Gas and Water Line Conn..., Faucets, Bathroom Hardware, Drains and Drainage, Pipe Tubing and Fittings (expanded), and Tools & Abrasives. Under 'Pipe Tubing and Fittings', 'Copper Tube Fittings' is selected and highlighted. To the right of the tree is a form for 'Edit category - Copper Tube Fittings'. It has tabs for 'Properties' and 'History'. Under 'GENERAL PROPERTIES', there is a 'Code (required)' field with the value 'coppertubefittings'. Under 'NODE VALUES', there is a field with the value 'Copper Tube Fittings'. A green 'SAVE' button is in the top right corner. The bottom of the interface shows a 'Main' tab and a URL 'hvacpim.ddisys.com/#'.



Learning and Using your PIM

Bulk Actions

Assign Products to Categories

- Select Products using ERP Product Line or Price Group



Activity

Products

Imports

Exports

Settings

System

Help

VIEWS / * ERP by ...

CHANNEL
Default

LOCALE
English

CATEGORY
Master catalog - ERP Products

Filters

FAMILY
All

COMPLETE
All

PRODUCT LINE
All

PRICE GROUP
contains "standard"

SKU
All

PRODUCTS /

154 results

Search on label or identifier

1 2 3 ... 7

COLUMNS

ID	Label	Image	Price Group	Vendor Name	Short Description	Manufacturer Name
34CE	3/4" ID, COPPER, 90 ELBOW, ...		STANDARD COPPER FITTINGS	EVERFLOW SUPPLIES INC.		EVERFLOW SUPPLIES INC.
2C45	2" COPPER 45 ELBOW		STANDARD COPPER FITTINGS	EVERFLOW SUPPLIES INC.		EVERFLOW SUPPLIES INC.
114CS45	1-1/4" COPPER STREET 45 EL...		STANDARD COPPER FITTINGS	EVERFLOW SUPPLIES INC.		EVERFLOW SUPPLIES INC.
38CE	3/8" ID, COPPER 90 ELBOW, ...		STANDARD COPPER FITTINGS	EVERFLOW SUPPLIES INC.		EVERFLOW SUPPLIES INC.
	COPPER CAP		STANDARD COPPER FITTINGS	EVERFLOW SUPPLIES INC.		EVERFLOW SUPPLIES INC.

SELECT

All

All Visible

None

RESULTS

BULK ACTIONS

SEQUENTIAL EDIT

DELETE

QUICK EXPORT

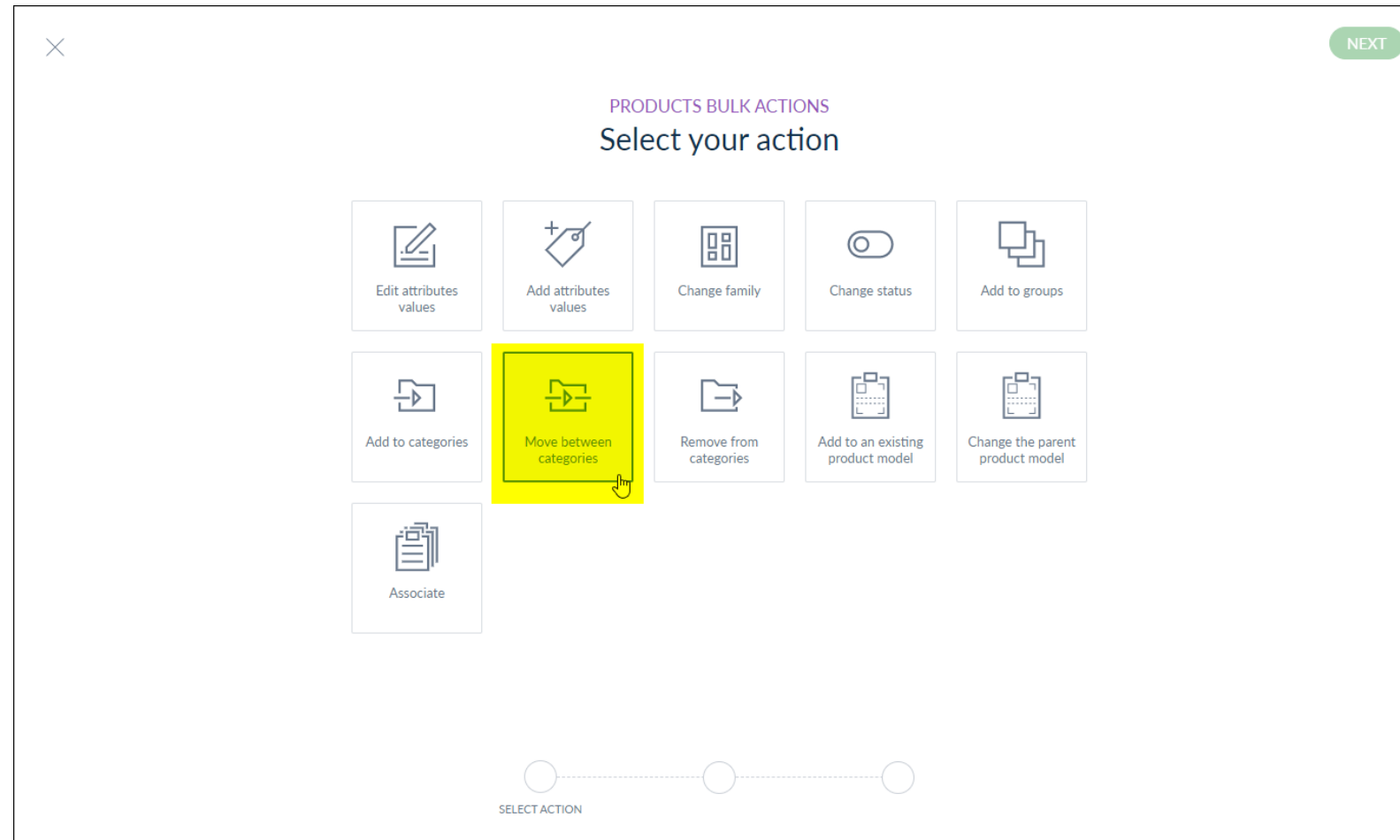


Learning and Using your PIM

Bulk Actions

Assign Products to Categories

- Move Products from ERP Products category to the correct online category





Learning and Using your PIM

Bulk Actions

Assign Products to Categories

- Choose the destination Category



×

PREVIOUS

NEXT

PRODUCTS BULK ACTION

Move **154 products** between categories

The products will be classified into following categories, the existing classification is lost.

Master catalog ✓

>

☐

Toilets and Urinals

>

☐

Sinks and Wash Fountains

>

☐

Gas and Water Line Connectors

>

☐

Faucets

>

☐

Bathroom Hardware

>

☐

Drains and Drainage

✓

☒

Pipe Tubing and Fittings

>

☐

Pipe and Tubing Accessories

✓

☒

Copper Tube Fittings

>

☐

Tools & Abrasives

>

☐

Lubricants & Lubrication Supplies

>

☐

HVAC/R

>

☐

Machining & Metalworking

SELECT ACTION

✓

MOVE BETWEEN CATEGORIES

CONFIRM

hvacpim.ddisys.com/#



Learning and Using your PIM

Bulk Actions

Assign Products to Categories

- Confirm that you are updating the expected quantity of products



× PREVIOUS

PRODUCTS BULK ACTION

Move 154 products between categories

The products will be classified into following categories, the existing classification is lost.

⚠ You are about to update 154 products with the following information, please confirm.

CONFIRM

Master catalog ✓

✓

Master catalog

>

☐

Adhesives & Sealants & Tape

✓

☐

Plumbing & Bath / Kitchen Fixtures

>

☐

Plumbing Valves

>

☐

Tubs and Showers

>

☐

Toilets and Urinals

>

☐

Sinks and Wash Fountains

>

☐

Gas and Water Line Connectors

>

☐

Faucets

>

☐

Bathroom Hardware

✓

✓

SELECT ACTION

MOVE BETWEEN CATEGORIES

CONFIRM




Layered Navigation

Search Filters

- In Magento, the left side filters are called Layered Navigation
- These filters help shoppers narrow down search results by selecting from the filter attributes you assign to products
- Build Attributes and Options for Layered Navigation in the PIM




The Clear Choice in HVAC/R Wholesale
Welcome to Rogers Supply, the clear choice in HVAC/R Sign In Register



**ROGERS SUPPLY
COMPANY**

708-468-8920
WE ARE HERE TO HELP!

🔍



[Home](#) [Shop By Category ▾](#) [Shop By Brand](#)


- Series ▾
- Control Range ▾
- Stages Cool ▾
- Stages Heat ▾
- Suitable For Use With ▾
- System Switching ▴**
- Auto-Heat-Cool-Off (9)
- Auto-Heat-Cool-Off-Emergency (2)
- Auto/Manual (2)
- Heat-Cool-Off-Emergency (2)
- Heat-Off-Cool Auto Emergency Heat (1)
- Heat-Off-Cool-Auto-Em Heat (3)
- HEAT-OFF-COOL-AUTO-EM.HEAT (1)
- Mounting Type ▾
- Temperature Settings Per Day ▾
- Differential ▾
- Manufacturer ▾
- Dimensions ▾
- Terminal Designations ▾

Wireless or Wi-Fi Capable

Items 1-12 of 22
Sort By Popularity ▾ ⬆️

☐ ☐☐ ☐☐☐


Items Per Page 12 ▾



Honeywell TH6220WF2006
Product #:94058

Honeywell TH6220WF2006 Lyric T6 Pro Wi-Fi Programmable Thermostat with stages up to 2 Heat/1 Cool Heat Pump or 2 Heat/2 Cool Conventional [Learn More >](#)


✔ Available In-Stock
Only 52 left



ecobee EB-STATE4P-01
Product #:96511

ecobee EB-STATE4P-01 Pro4 WiFi thermostat control, Voice enabled w/Alexa [Learn More >](#)

Out of stock



ECOBEE 5 PRO SMART WIFI THERMOSTAT COLOR TOUCHSCREEN DISPLAY 4H/2C 7 DAY PROGRAMMABLE INCLUDES ONE ROOM SENSOR AND POWER EXTENDER KIT (10)
Product #:123454

[Learn More >](#)

✔ Available In-Stock
Only 33 left



Learning and Using your PIM

Layered Navigation

Build a New Search Filter

- In the PIM, all fields are called 'Attributes'
- An Attribute can be a filter if it is created using Type **Simple Select**
- Simple Select Attributes have **Options**

The screenshot shows the 'SETTINGS / ATTRIBUTES / Color' configuration page. On the left, a 'SETTINGS NAVIGATION' sidebar lists various system settings, with 'Attributes' highlighted in yellow. The main content area is titled 'Color' and includes tabs for 'Properties', 'Options', 'Label translations', and 'History'. Under the 'Properties' tab, there is a section for 'GENERAL PARAMETERS' containing fields for 'Code (required)' (set to 'color'), 'Type' (set to 'Simple select'), and 'Attribute group (required)' (set to 'Product Filters'). Below these are several toggle switches: 'Unique value' (No), 'Value per channel' (No), 'Value per locale' (No), 'Usable in grid' (Yes), and 'Locale specific' (No). A section for 'TYPE SPECIFIC PARAMETERS' is partially visible at the bottom, showing a field for 'Minimum length for autocompletion'.





Learning and Using your PIM

Layered Navigation

Build a New Search Filter

- Load your Attributes Options. In this example, the attribute Color has multiple options
- If the product has one of the options specified, the options appear on the eCommerce sites left side filter



SETTINGS NAVIGATION

- Activity
- Products
- Imports
- Exports
- Settings**
- System
- Media

SETTINGS / ATTRIBUTES /

Color

Properties Options Label translations History

Sort automatically options by alphabetical order

☐ No

Code	en_US	Actions
beige	Beige	
black	Black	
blue	Blue	
brown	Brown	
clear	Clear	
coffee_haze	Coffee Haze	
cream	Cream	
gr	Green	
gray	Gray	
transparent	Transparent	
white	White	
yellow	Yellow	

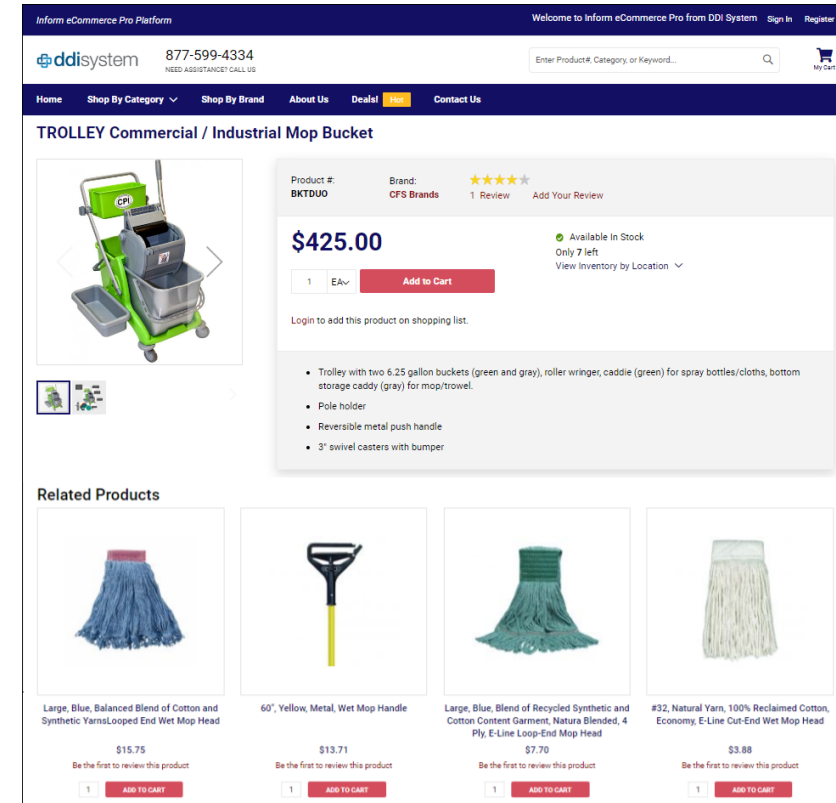
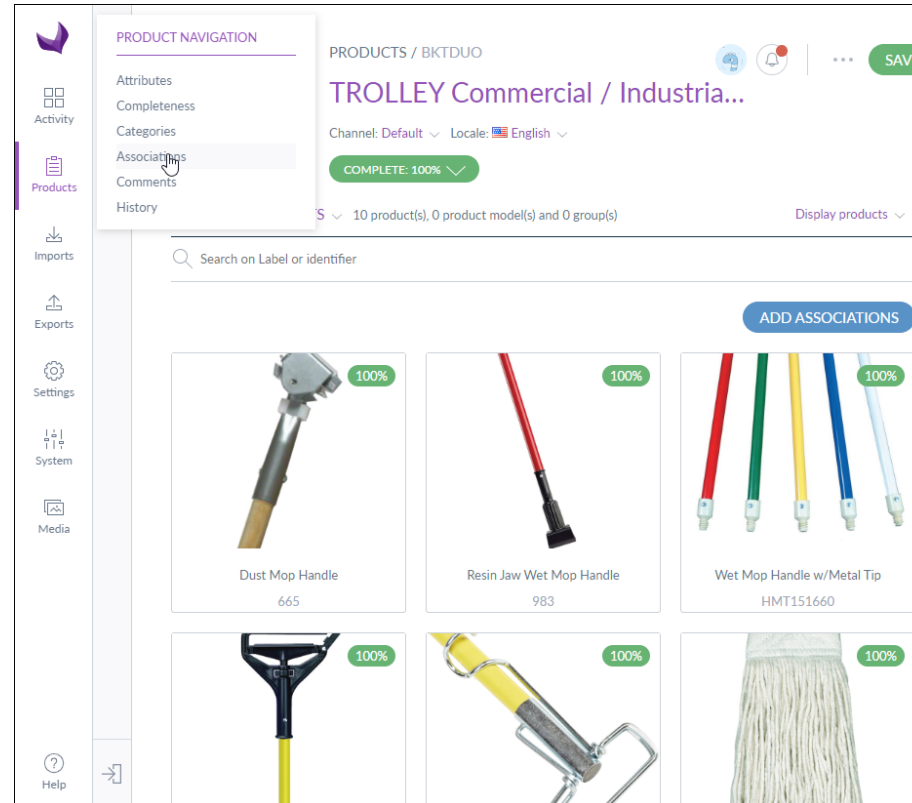
ADD AN OPTION



Learning and Using your PIM

Build Associations

- Related Products
- Substitutes





Product Catalogs from Enriched Data

What is Enriched Data?

Enriched data is optional

Content partners match your ERP products to add hundreds of new data elements

- Images
- Highly defined categories
- Search filters including color, size, finish, and more detailed attributes
- 2-3 additional description fields
- Specifications
- Multiple images
- 1 to 10 attachments including catalog sheets, installation instructions, warranty info, etc.

Content Partners

Prices vary. Your buying groups have content deals we are fully partnered with:

- **Trade Service**
- **Essendant**
- **Unilog**
- Lights America
- XO Lights
- *ERP matched* Manufacturer spreadsheets

The eCommerce team performs **up to 3 bulk uploads** of enriched content during the initial onboarding effort



Webstore Domain, Firewall & ERP Configurations

Technical Configurations

- eCommerce Domain Name
- Firewall Configuration
- ERP Upgrade
- ERP Server Configurations





ERP Server Configurations

Your IT Tasks

- Select an ERP Test Customer and Contact
- Choose webstore and PIM domain names
- Configure DNS for the Domain names
- Ensure ports 80 and 443 are open in your Firewall
- Confirm and Whitelist IP addresses
18.188.15.22, 3.12.63.50 and 106.51.1.254

These IP addresses connect the webstore to Inform ERP

- Purchase an SSL Certificate

DDI eCommerce Team Tasks

- Deploy the Magento-to-Inform connector services on the ERP server

Linked Resources:





Domain Names

- Two required Domain Names
- Each hosted server needs an Internet name such as shop.superiorsupply.com
- DDI provides you with 1 IP address for the Magento webstore site and 1 IP address for the Akeneo PIM site
- Your IT Professional creates Domain Name Server (DNS) 'A' records at your Registrar that point these domain names to your hosted webserver IP addresses

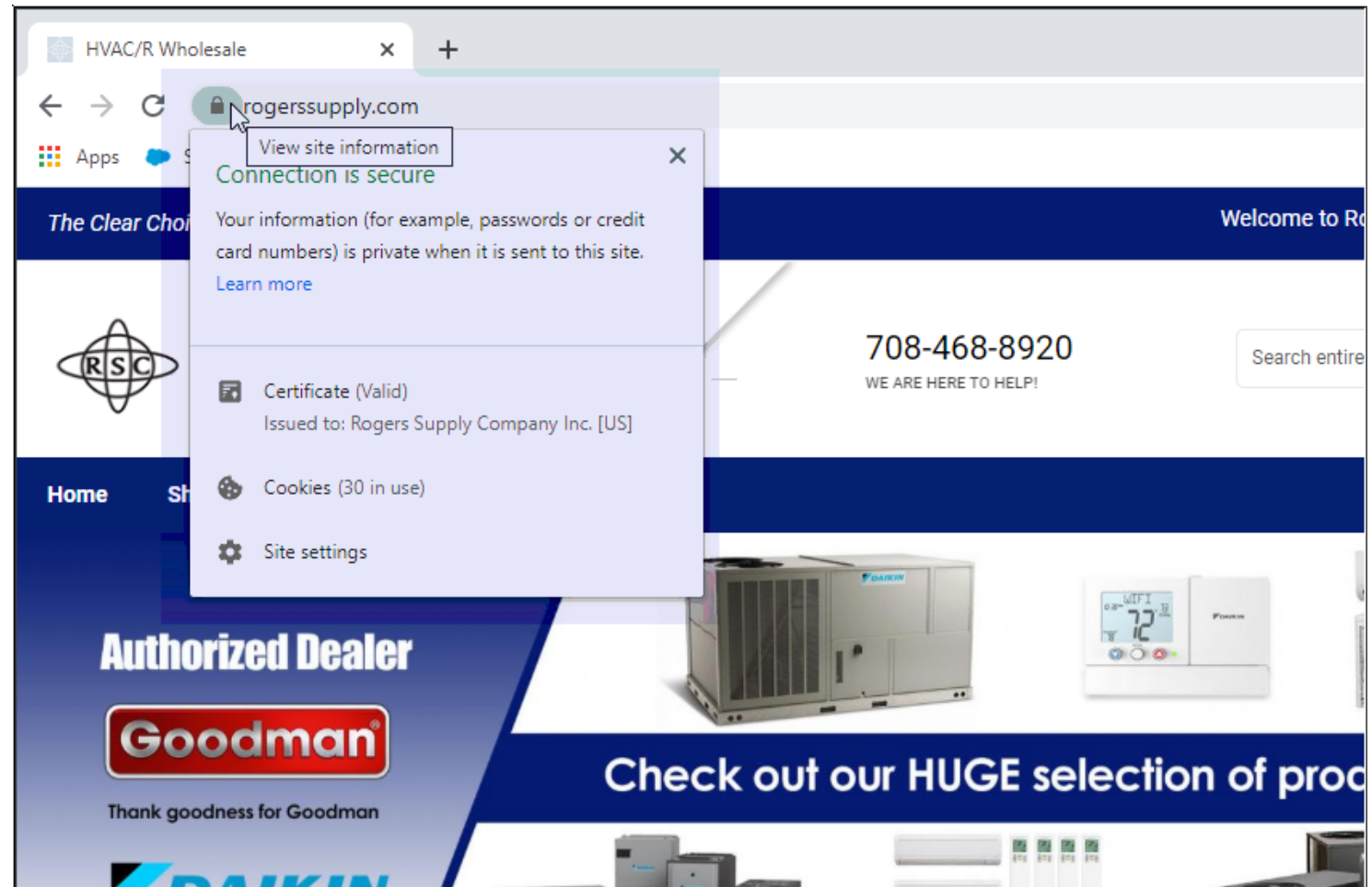
Magento Webstore Domain

- Can be a top-level domain name or subdomain
- <https://yourdomainname.com> or shop.yourdomainname.com
- Akeneo PIM Domain
- Typically, a subdomain such as pim.yourdomainname.com



Secure connections using SSL (Secure Sockets Layer)

- Secure Sockets Layer (SSL) is a standard security technology for establishing an encrypted link between a web server (website) and a browser
- You purchase SSL 'Certificates' for installation on your web servers





SSL Certificate

- Purchase wildcard certificate for the *top-level domain*, regardless of whether you use the top-level domain name for the webstore or PIM
- Why a wildcard for the top-level domain?
One certificate covers both the webstore server and PIM server

Recommended SSL Provider:

- SSLs.com

- <https://www.ssls.com/ssl-certificates/comodo-premiumssl-wildcard>

Recommended certificate:

- After the SSL certificate is acquired, the DDI eComm team requires the following files to install your SSL credentials:
 - Certificate
 - CA bundle
 - Private key
- Comodo pays a warranty to the victim of online fraud if sensitive data is stolen over a secure connection.
 - ✓ Review these warranties before purchasing



Milestone! Your webstore is Operational



- Live ERP price and stock
- Customers connect online to their ERP account
- My Account menu
- Site accepts orders



Operational eCommerce Platform

Test Customer Data

- My Account Home page and default shipping address
- Open orders list
- Open invoices AR and list
- Invoices list
- Test Pay invoices online
- OrderPad
- Current Quotes
- Place sample orders



eCommerce Pro: email ecommpro@ddisys.com Welcome, Chris Manafort!

ddisystem 203-364-1200
NEED ASSISTANCE? CALL US TODAY!

Enter Product#, Category, or Keyword...

[Home](#) [Shop By Category](#) [Shop By Brand](#)

[My Account](#)
[Order List](#)
[Open Invoices](#)
[Invoice List](#)
[Order Pad](#)
[Shopping List](#)
[Price Quotes](#)

[Address Book](#)
[Account Information](#)
[My Product Reviews](#)
[Newsletter Subscriptions](#)

Open Invoices

Receivables

Receivable Aging	Current	30 Days	60 Days	90 Days	Future	Oldest Ol # of Days
\$39,398.17	\$8,559.17	\$21,725.39	\$2,021.80	-\$1,129.32	\$8,221.13	124

Invoices

Start Date End Date [Search](#)

[Pay Invoice](#)

Items 1 to 25 of 42 total

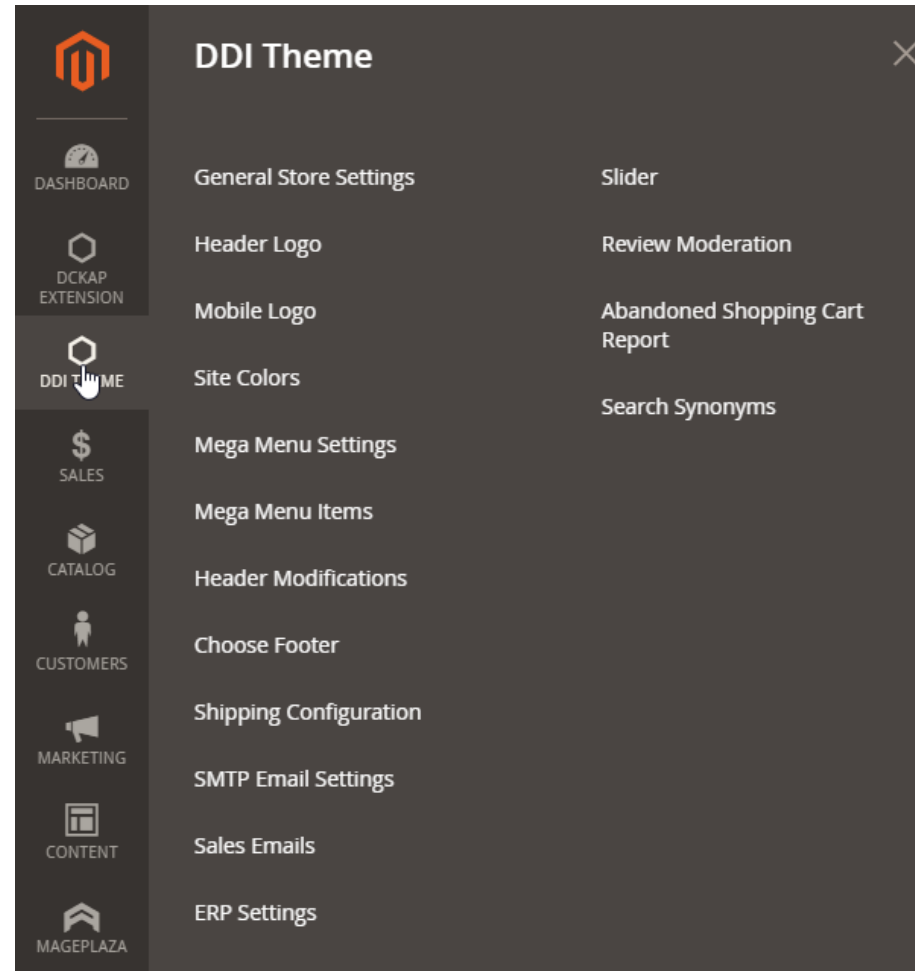
	Invoice #	Order #	P/O #	Tracking #	Date	Due Date	Invoice Total	Balance Due	
<input type="checkbox"/>	1063655	1063655			12/12/19	01/11/20	\$267.64	\$96.64	View
<input type="checkbox"/>	1063597	1063597			11/25/19	01/26/20	\$276.99	\$276.99	View
<input type="checkbox"/>	1063684	1063684			01/03/20	02/02/20	\$2021.80	\$2,021.80	View
<input type="checkbox"/>	1063661	1063661			12/19/19	03/01/20	\$7877.77	\$7,877.77	View
<input type="checkbox"/>	1063672	1063672			12/27/19	03/01/20	\$642.54	\$642.54	View
<input type="checkbox"/>	1063727	1063727			02/04/20	03/05/20	\$925.23	\$925.23	View



Webstore Design & Configuration

6 Hours of Combined PIM & Webstore Training

- Catalog Enrichment
- Graphical Elements
- Header and Footer
- Home Page
- Layered Navigation
- Shipping Methods



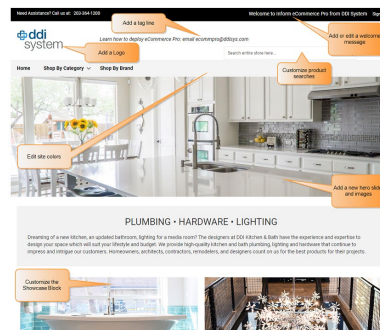


Webstore Design


We studied dozens of leading sites in related industries for important design elements, while keeping eCommerce pro user-configurable to get your webstore up and running quickly.

User-configurable design:

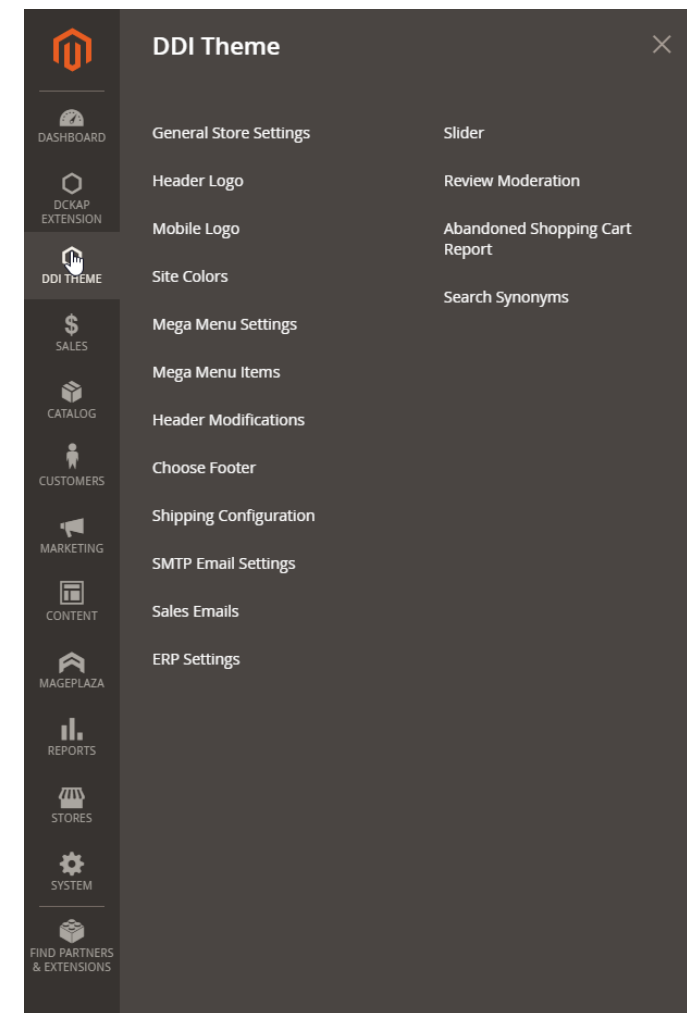
- Colors
- Main menu
- Slider images
- Home page special focus images
- Category images
- Featured categories
- Footer content and linked pages
- Build static pages (about us, etc.)
- Display Stock or Price for guests
- Allow guest registration / checkout
- Shipping methods
- Payment methods
- Display search results in list or grid
- Automated email messages



Linked Resource:



Site Design
Documentation





Webstore Design

Webstore Color Scheme

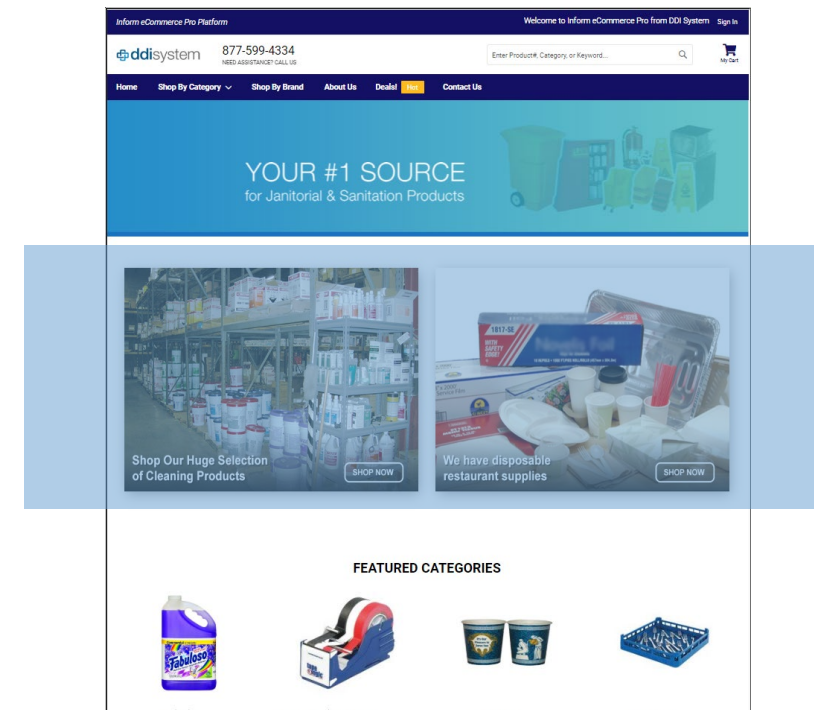
- Use 'Hex Codes' (#8a0a0a) to specify colors

Slider Images

- PNG format preferred
- Main 1920 px wide
- Mobile 760 px wide
- Image height must match. We recommend 450 px height

Hero Home Page Special Focus Images

- PNG format preferred
- Image 1 → URL destination
- Image 2 → URL destination





Category Images

- Categories come from the PIM automatically
- Images and Home Page Featured Category designation are completed in Magento
- Site navigation experience is best with at least 3-levels of category images



DASHBOARD

DESKTOP EXTENSION

DDI THEME

SALES

CATALOG

CUSTOMERS

MARKETING

CONTENT

REPORTS

STORES

SYSTEM

FIND PARTNERS & EXTENSIONS

Kitchen Faucets (ID: 542)

Store View: All Store Views ?

Delete Save

Add Root Category

Add Subcategory

Collapse All | Expand All

- Default Category (11749)
 - Shop By Category (11749)
 - Adhesives & Sealants & Tape (37)
 - Plumbing & Bath / Kitchen Fixtures (366)
 - Plumbing Valves (112)
 - Tubs and Showers (59)
 - Toilets and Urinals (52)
 - Sinks and Wash Fountains (34)
 - Gas and Water Line Connectors (18)
 - Faucets (29)
 - Bathroom Faucets (12)
 - Kitchen Faucets (17)**
 - Faucet Parts (0)
 - Bathroom Hardware (20)
 - Drains and Drainage (27)
 - Pipe Tubing and Fittings (15)
 - Tools & Abrasives (72)
 - Lubricants & Lubrication Supplies (6)
 - HVAC/R (830)
 - Machining & Metalworking (11)
 - Janitorial & Cleaning (8)
 - Paint & Painting Supplies (9)
 - Fasteners & Hardware (10)
 - ERP Products (10401)
 - Top Sellers (9)
 - Lighting (3)
 - Featured Products (8)

Enable Category [store view] ☒ Yes

Include in Menu [store view] ☒ Yes

Category Name * [store view]

Featured Category ☒ Yes

Content

Category Image [store view]

Upload Select from Gallery

Maximum file size: 4 MB. Allowed file types: JPG, GIF, PNG.

ba33ee99dd84c403e...
1000x877, 41 KB

Description [store view]

Show / Hide Editor

Paragraph

See our all-new, exclusive Brizo faucet collection for 2020!

The eCommerce Pro featured category system helps you drive...

p

POWERED BY TINY



Shipping Methods

You enable the shipping methods that you wish to offer at checkout

- Store Pickup
- Free Shipping (“Our Truck” or similar naming)
- UPS
- USPS
- FedEx



The screenshot shows the 'Configuration' page in the ddi system. The left sidebar contains a navigation menu with categories like DASHBOARD, DCKAP EXTENSION, DDI THEME, SALES, CATALOG, CUSTOMERS, MARKETING, CONTENT, REPORTS, STORES, SYSTEM, and FIND PARTNERS & EXTENSIONS. The 'STORES' category is expanded, showing a list of items including Sales, Sales Emails, PDF Print-outs, Tax, Checkout, Shipping Settings, and Multishipping Settings. The 'Shipping Methods' item is highlighted in yellow. The main content area is titled 'Configuration' and shows a 'Store View' dropdown set to 'Default Config'. A 'Save Config' button is in the top right. The configuration is for the 'Free Shipping' method. It includes fields for 'Enabled' (set to 'Yes'), 'Title' (set to 'Delivery'), 'Method Name' (set to 'Our Truck'), 'Minimum Order Amount' (set to '200'), and 'Displayed Error Message' (set to 'Our minimum delivery order is \$200'). There are checkboxes for 'Use system value' for each of these fields. Below these are sections for 'Ship to Applicable Countries' (set to 'Specific Countries') and 'Ship to Specific Countries' (a list of countries including Afghanistan, Åland Islands, Albania, Algeria, American Samoa, Andorra, Angola, Anguilla, Antarctica, and Antigua & Barbuda). At the bottom, there is a 'Show Method if Not Applicable' dropdown set to 'Yes'. The URL at the bottom of the browser window is: https://hvacpro.ddi-systems.com/admin_5wrs4b/admin/system_config/edit/section/carriers/key/5da48c456004412d291e0e84bc8f6065a59f7bba85d4f80a281b3b6e996591cc/



Webstore Design

Helpful Footer Content and Related Pages

- Privacy Policy
- About Us
- Terms and Conditions
- Contact Us
- Social Media Links (Facebook, Twitter, etc.)



The screenshot displays the DDI System admin interface. On the left is a vertical sidebar with icons for various functions: Dashboard, Backup Extension, DDI Theme, Sales, Catalog, Customers, Marketing, Content (highlighted), Mageplaza, Reports, Stores, System, and Find Partners & Extensions. The main content area is titled 'Privacy and Cookie Policy' and includes a search bar, a user profile 'adminadam', and action buttons for 'Back', 'Delete Page', and 'Save'. Below these are settings for 'Enable Page' (a toggle switch set to 'Yes') and 'Page Title' (a text field containing 'Privacy and Cookie Policy'). The 'Content' section features a 'Content Heading' field with the same text. A 'Show / Hide Editor' button is present. The editor itself is a rich text editor with a toolbar and a text area containing placeholder text: 'Please replace this text with you Privacy Policy. Please add any additional cookies your website uses below (e.g. Google Analytics).'. Below the text area, there are sections for 'What we collect' and 'What we do with the information we gather', each with a list of items. The footer of the editor area says 'POWERED BY TINY'.



Webstore Design

Menu Navigation

- Home, Shop by Category, and Shop by Brand are default menu items
- Build content pages and add them to the menu, the footer, or both
- Menu items are simple (classic) links, or can be elaborate with encoded content boxes that contain text, images and navigation links



Inform eCommerce Pro Platform

ddisystem 877-599-4334
NEED ASSISTANCE? CALL US

Home Shop By Category ▾ Shop By Brand About Us Deals! Hot Contact Us

Mega Menu Items

← Close this Delete Save Menu

Home Level 11 Hot Level 12 Level 13 TEST New

MEN'S BARGAINS
Stretch your budget with active attire
Shop Men's Deals >

LUMA GEAR STEALS
Your best efforts deserve a deal
Shop Luma Gear >

20% OFF
Every \$200-plus purchase! -20%

SPEND \$50 OR MORE — SHIPPING IS FREE!

YOU CAN'T HAVE TOO MANY TEES
4 tees for the price of 3, Right now
Tees on sale >

Copyright © 2020 Magento Commerce Inc. All rights reserved. Magento ver. 2.3.3
Privacy Policy | Report an Issue

Optional Configurations



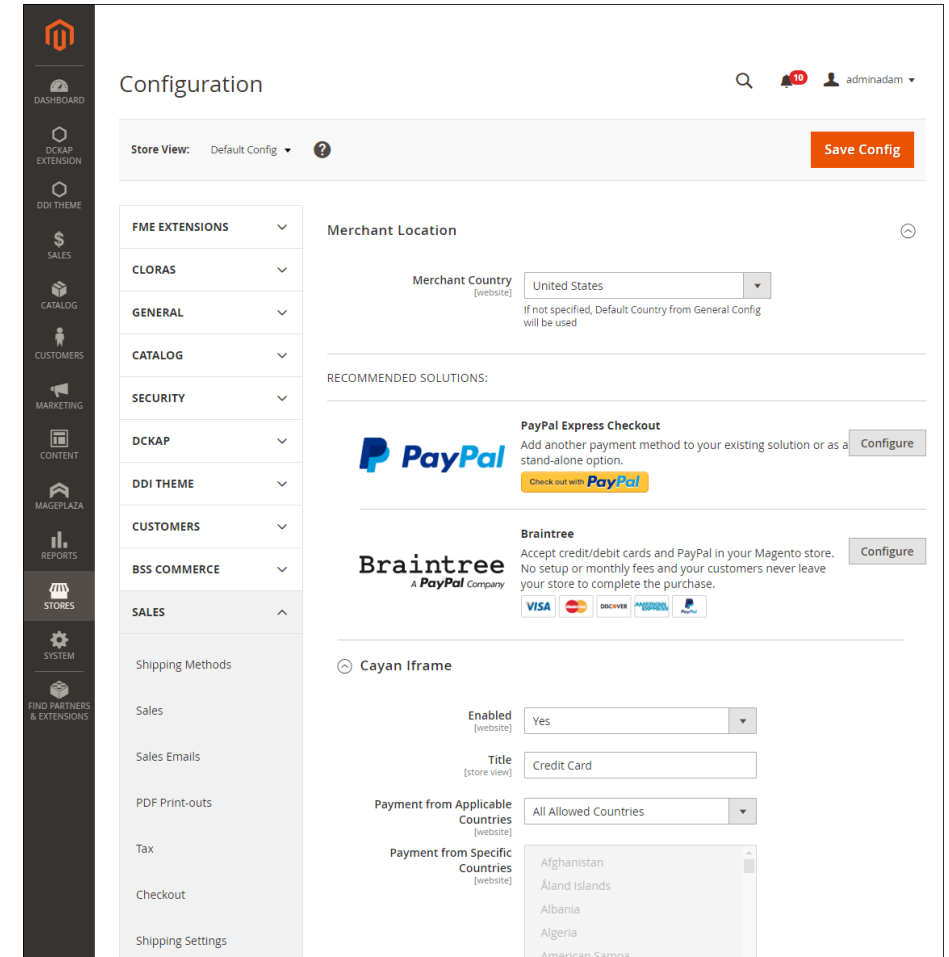
Shipping systems configuration for UPS, and FedEx and USPS



Online Payment Processing Configuration



Sales Tax Automation - TaxJar



The screenshot shows the 'Configuration' page in the DDI System. The left sidebar contains a navigation menu with icons for Dashboard, DCKAP Extension, DDI Theme, Sales, Catalog, Customers, Marketing, Content, MagePlaza, Reports, Stores, System, and Find Partners & Extensions. The main content area is titled 'Configuration' and shows the 'Store View' as 'Default Config'. A 'Save Config' button is in the top right. The 'SALES' section is expanded, showing 'Shipping Methods' and 'Sales'. The 'Sales' sub-section is active, displaying 'Sales Emails', 'PDF Print-outs', 'Tax', 'Checkout', and 'Shipping Settings'. The 'Tax' section is expanded, showing 'Merchant Location' with a dropdown for 'United States', 'RECOMMENDED SOLUTIONS' for 'PayPal Express Checkout' and 'Braintree', and 'Cayan IFrame' with fields for 'Enabled', 'Title', 'Payment from Applicable Countries', and 'Payment from Specific Countries'.



Webstore IT Configurations

UPS Shipper Account Settings

- Access License Number
- Gateway XML URL - <https://onlinetools.ups.com/ups.app/xml/Rate>
- User ID
- Password
- Shipper Number



UPS

Enabled for Checkout <small>[website]</small>	Yes	<input type="checkbox"/> Use system value
UPS Type <small>[website]</small>	United Parcel Service XML	<input type="checkbox"/> Use system value
Live Account <small>[website]</small>	Yes	<input type="checkbox"/> Use system value
Access License Number <small>[website]</small>	
Gateway XML URL <small>[website]</small>	https://onlinetools.ups.com/ups.app/xml/Rate	<input type="checkbox"/> Use system value
Mode <small>[website]</small>	Live	<input type="checkbox"/> Use system value
<small>This enables or disables SSL verification of the Magento server by UPS.</small>		
User ID <small>[website]</small>	
Origin of the Shipment <small>[website]</small>	United States Domestic Shipments	<input type="checkbox"/> Use system value
Password <small>[website]</small>	
Title <small>[store view]</small>	United Parcel Service	<input checked="" type="checkbox"/> Use system value
Enable Negotiated Rates <small>[website]</small>	Yes	<input type="checkbox"/> Use system value
Request Tax-Inclusive Rate <small>[website]</small>	No	<input checked="" type="checkbox"/> Use system value
<small>When applicable, taxes (sales tax, VAT etc.) are included in the rate</small>		
Packages Request Type <small>[website]</small>	Divide to equal weight (one request)	<input type="checkbox"/> Use system value
Shipper Number <small>[website]</small>	2x431x	
<small>Required for negotiated rates; 6-character UPS</small>		
Container <small>[website]</small>	Customer Packaging	<input checked="" type="checkbox"/> Use system value
Destination Type <small>[website]</small>	Commercial	<input type="checkbox"/> Use system value
Tracking XML URL <small>[website]</small>	https://onlinetools.ups.com/ups.app/xml/Track	<input checked="" type="checkbox"/> Use system value
Weight Unit <small>[website]</small>	LBS	<input checked="" type="checkbox"/> Use system value



Webstore IT Configurations

FedEx Shipper Account Settings

- Account ID
- Meter Number
- Key
- Password

FedEx

Enabled for Checkout [website] Yes ☐ Use system value

Title [store view] Federal Express ☒ Use system value

Account ID [website]
Please make sure to use only digits here. No dashes are allowed.

Meter Number [website]

Key [website]

Password [website]

Sandbox Mode [website] Yes ☐ Use system value

Web-Services URL (Sandbox) [website] https://wsbeta.fedex.com:443/web-services/ ☒ Use system value

Packages Request Type [website] Divide to equal weight (one request) ☒ Use system value

Packaging [website] Your Packaging ☒ Use system value

Dropoff [website] Regular Pickup ☒ Use system value

Weight Unit [website] Pounds ☒ Use system value

Maximum Package Weight (Please consult your shipping carrier for maximum supported shipping weight) [website] 150 ☒ Use system value

Calculate Handling Fee [website] Fixed ☒ Use system value

Handling Applied [website] Per Order ☒ Use system value

Handling Fee [website]

Residential Delivery [website] No ☐ Use system value

Allowed Methods [website] Europe First Priority
1 Day Freight
2 Day Freight ☐ Use system value





Webstore IT Configurations

Online Payment Gateway

A **Merchant Identification Number (MID)** is a unique number assigned to a merchant account to identify it throughout the course of processing activities.

Online merchants need an *online* Merchant Identification Number (MID) account for the webstore that is distinct from your on-premise / Point-of-Sale (POS) MID.

You request that TSYS link your online and on-premise MID accounts

Approval and operation of the webstore MID requires:

- eCommerce site configured with a domain name (not an IP address)
- SSL certificate installed
- Terms & Conditions and Privacy Policy pages. DDI can provide basic versions of these pages



Need Assistance? Call us at: 203-364-1200

ddi system

Estimated Total
\$1,638.00

Payment Method
☒ Credit Card

Sale Amount: \$1,703.52

Card Number
Key in card number here

Expiration Date
Enter date as mmyy

CVV
3 or 4 digits

Cardholder
Name on the card

Street Address
Address for the card

Zip Code
Zip code for the card



Sales Tax Automation

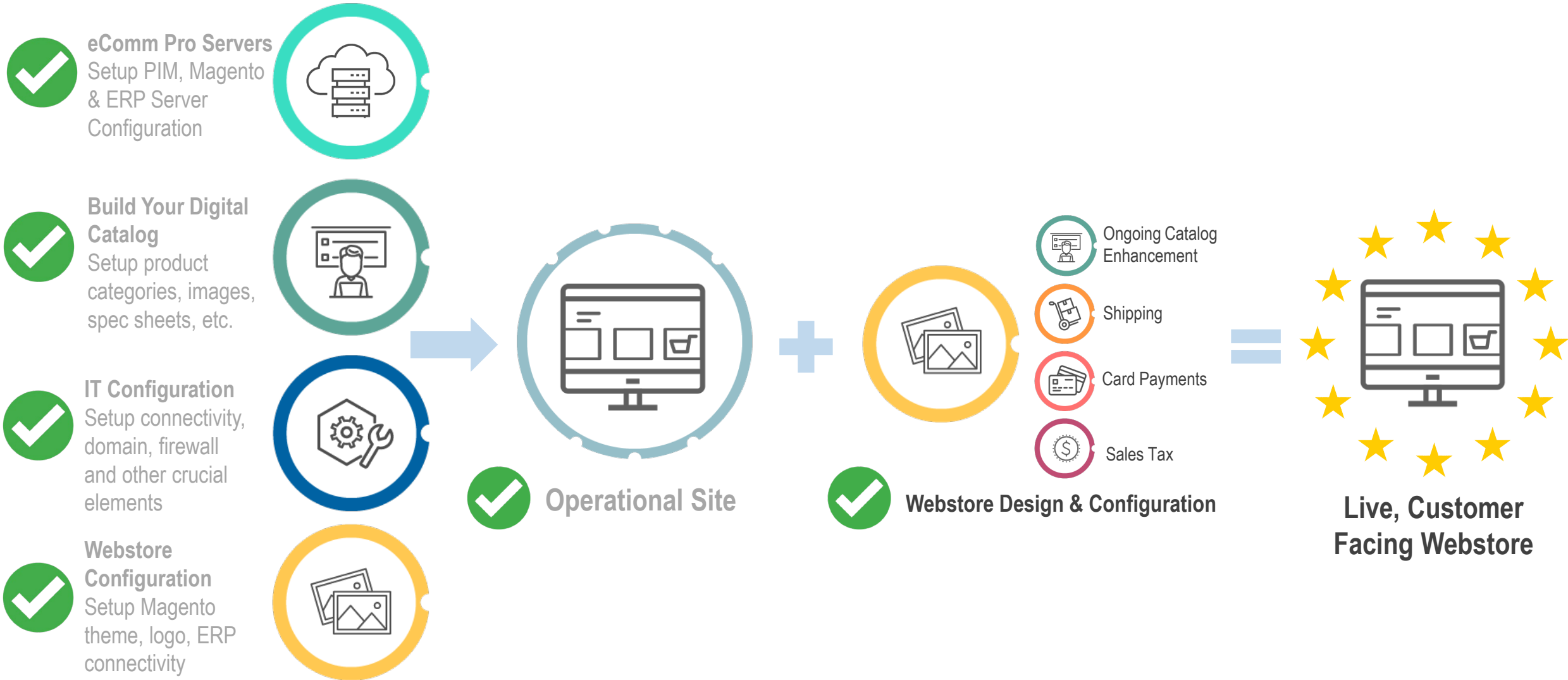
TaxJar Simplifies Sales Tax Management.





- **TaxJar SmartCalcs** instantly provides you with accurate sales tax rates at order creation, eCommerce checkout and at invoicing
 - Realtime calculation via API
 - Jurisdiction-level sales tax reporting
- TaxJar calculations are more than 99% accurate, and TaxJar offers an accuracy guarantee for all SmartCalcs users.
- TaxJar warns you if out-of-state sales volume requires 'Nexus' and tax collection
- TaxJar Plus ERP integration base plan \$299/mo. No DDI System subscription fee







Milestone! Congratulations, your webstore is Live!




	Client Tasks	DDI Tasks
 Setup the eCommerce Pro Servers PIM Server (DDI) Magento Server (DDI) Your ERP Server (Your IT)	<ul style="list-style-type: none"> • Update Inform ERP to the most recent version • Provide DDI with your Server's Public Static IP Address 	<ul style="list-style-type: none"> • Launch and configure Akeneo PIM server • Launch and configure Magento webstore server • Deliver Server IP addresses to client
 Build Your Digital Product Catalog	<ul style="list-style-type: none"> • Select ERP products to publish online • Schedule PIM training • Establish PIM users and passwords • Build & assign categories • Enhance product descriptions • Add merchandising text • Add images and specification documents • Add keywords • Build associations (related products) • Consider a content partner to enrich your catalog 	<ul style="list-style-type: none"> • Export selected data from Inform ERP • Transform ERP data and import into Akeneo PIM • Provide hands-on PIM training • Merge data from content provider partners and match with ERP data • Load PIM products to Magento webstore • Transform optional content partners data and import into Akeneo PIM
 IT Configurations	<ul style="list-style-type: none"> • Ensure Ports 80 and 443 are open in your Firewall • Choose Webstore and PIM Domain Names • Configure DNS for domain names (Create DNS 'A' associating eCommerce servers to the eComm domain names) • Confirm and Whitelist IP addresses 18.188.15.22, 3.12.63.50 and 106.51.1.254 • Purchase SSL wildcard certificate 	<ul style="list-style-type: none"> • Install SSL certificate on both Akeneo and Magento servers • Force HTTPs protocol on PIM and Magento servers • Confirm ERP to webstore connectivity
 Webstore Configuration	<ul style="list-style-type: none"> • Provide desktop and mobile logos • Select an ERP test customer and contact • Establish UPS/FedEx online accounts 	<ul style="list-style-type: none"> • Load and configure DDI Magento theme with included user-experience components • Test ERP customer connectivity, save a test order
Milestone! Operational Site		

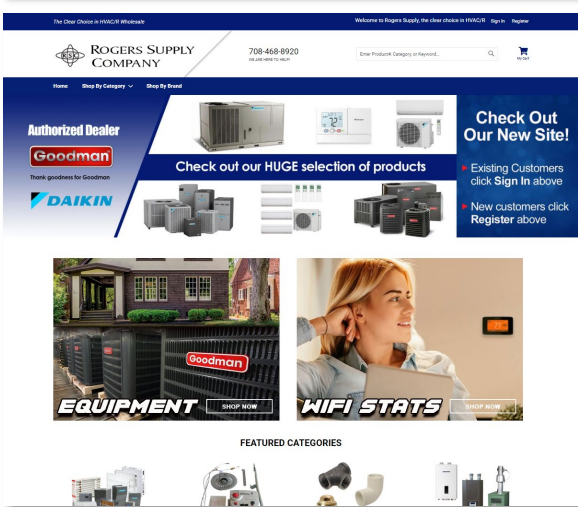
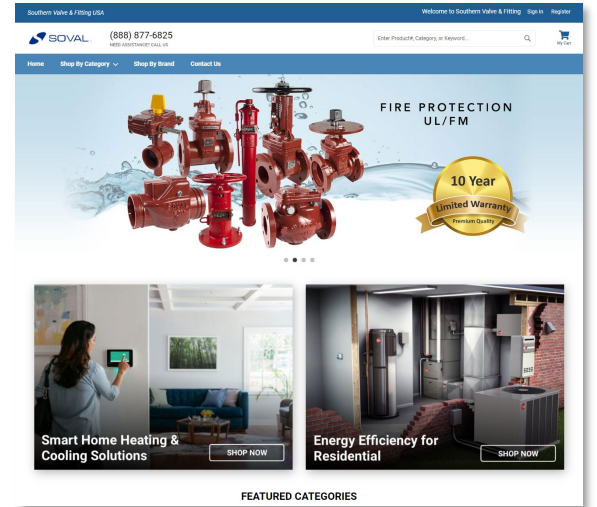
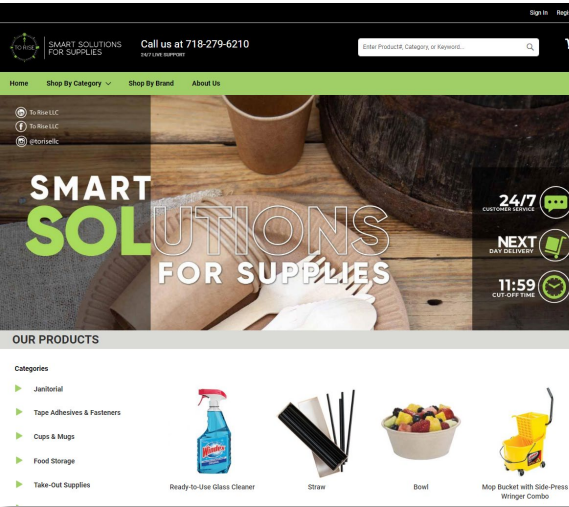
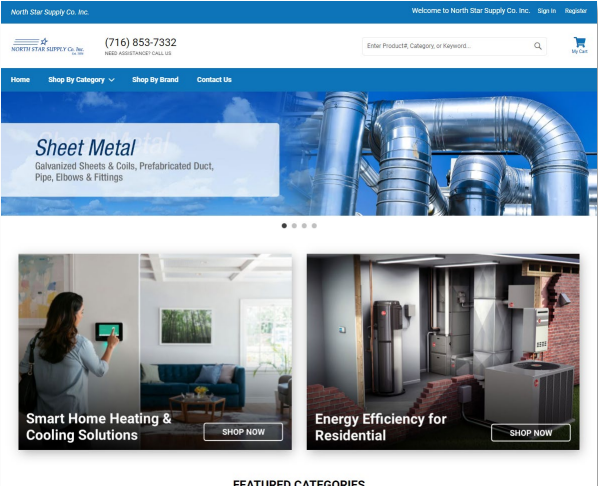
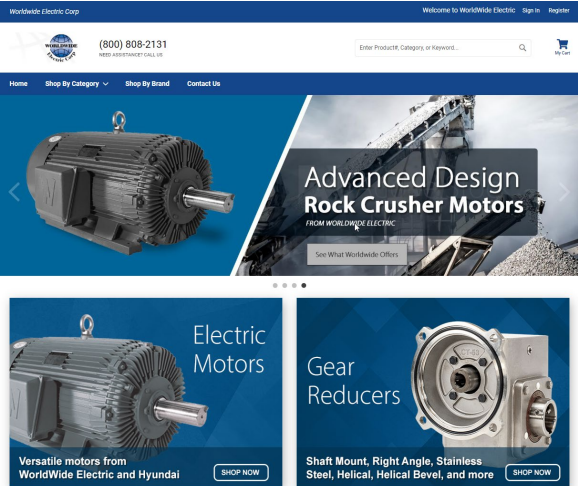
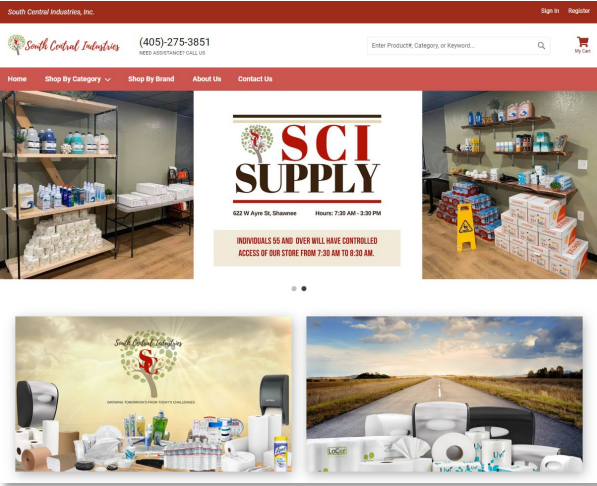
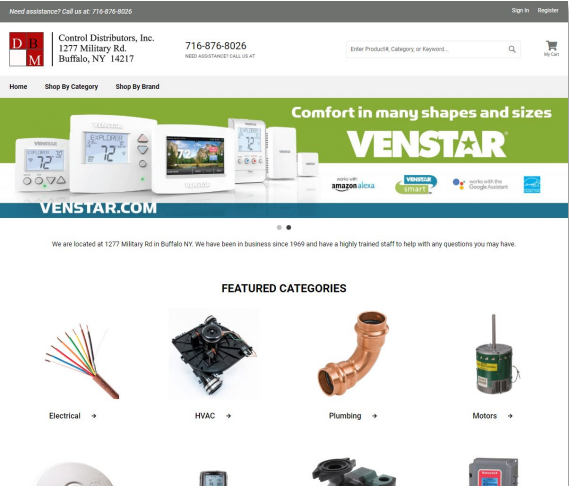
Step	Client Tasks	DDI Tasks
 Webstore Configuration	<ul style="list-style-type: none"> • Craft and enhance your webstore design • Configure shipping methods for pickup in-store, and delivery • Tune searching - default sort fields, position, keywords 	<ul style="list-style-type: none"> • Provide hands-on Magento design training of menu, colors, layered navigation, header & footer content, slider images, category images, etc.
 Optional Webstore Configurations	<ul style="list-style-type: none"> • Establish an eCommerce payment processing account with TSYS • Request that TSYS links your online and on-premise MID accounts • Configure UPS/FedEx shipping methods • Request advanced search module 	<ul style="list-style-type: none"> • Connect and test Genius credit card payment gateway • Implement optional webstore plug-ins • Go live
Congratulations! Live Customer-Facing Webstore		

eCommerce Pro Roadmap

2020 Development Plans

- ▶ **Multi-store configuration**
Distinct site identity, site name, product catalog, colors, logos, header and footer
- ▶ **Optional plug-ins** including ShipperIQ, catalog search, menuing system, Authorize.net online payment gateway
- ▶ **Optional Drop ship product identification** and shipping charge handling





eCommpro@ddisys.com



Allen Whiting



Matthew Harrison



Steve Hechler



Joseph Purayidathil



Erika Peterson



Angel Cortez



Brett Powers



Steve Smith



Salman Ahmed



Etonam Acolatse



Resources

Click the links below for assistance with these topics:



Enrich your
product catalog



View products with no
category assignment



Customize product
searches in your
webstore



Change your slider
images



Add featured categories
to your eCommerce Pro
store



Refresh your
eCommerce site cache