



# BOSTON HOUSING REPORT

NEIGHBORHOOD	UNITS SOLD	INVENTORY	DOM	MEDIAN \$	PENDING	UNITS	MEDIAN \$	
<b>BACK BAY</b>	2017	32	145	40	\$1,435,000	48	<b>+52.4%</b>	
	2016	21	158	70	\$927,000	48		<b>+47.6%</b>
<b>BEACON HILL</b>	2017	14	68	83	\$2,145,000	24	<b>+7.7%</b>	
	2016	13	79	46	\$1,150,000	17		<b>+86.5%</b>
<b>CHARLESTOWN</b>	2017	14	76	20	\$790,450	44	<b>-22.2%</b>	
	2016	18	66	23	\$690,500	21		<b>+14.5%</b>
<b>DORCHESTER</b>	2017	18	76	18	\$465,000	32	<b>-21.7%</b>	
	2016	23	86	28	\$395,000	25		<b>+17.7%</b>

Source: MLS PIN via Terradatum Condo & Single Family Trends for period ending 4/30/17.

53 Hereford Street, Boston | 617.262.8200









LeadingEdgeAgents.com

**RE/MAX**<sup>®</sup>

LEADING EDGE



# BOSTON HOUSING REPORT

	UNITS SOLD	INVENTORY	DOM	MEDIAN \$	PENDING	UNITS	MEDIAN \$
<b>FENWAY</b>							
2017	11	26	17	\$649,000	20		
2016	4	28	23	\$657,500	9	+175%	-1.3%
<b>NORTH END</b>							
2017	6	29	28	\$682,500	13		
2016	9	26	34	\$490,000	7	-33.3%	+39.3%
<b>ROXBURY</b>							
2017	3	12	82	\$283,000	7		
2016	1	22	82	\$365,000	5	+200%	-22.5%
<b>SEAPORT</b>							
2017	2	26	42	\$627,125	6		
2016	2	24	44	\$2,433,350	2	0%	-74.2%

Source: MLS PIN via Terradatum Condo & Single Family Trends for period ending 4/30/17.

53 Hereford Street, Boston | 617.262.8200

LeadingEdgeAgents.com

**RE/MAX**<sup>®</sup>

LEADING EDGE



# BOSTON HOUSING REPORT

NEIGHBORHOOD	UNITS SOLD	INVENTORY	DOM	MEDIAN \$	PENDING	UNITS	MEDIAN \$
<b>SOUTH BOSTON</b>	2017	36	170	23	\$642,000	75	-26.5%            +8.8%
	2016	49	157	52	\$590,000	57	
<b>SOUTH END</b>	2017	34	163	31	\$834,250	84	-32%            +11.8%
	2016	50	181	29	\$746,000	64	
<b>WATERFRONT</b>	2017	11	53	50	\$1,479,000	12	+10%            +78.5%
	2016	10	73	63	\$828,750	15	
<b>WEST ROXBURY</b>	2017	18	82	21	\$504,500	47	-5.3%            +5.1%
	2016	19	99	25	\$480,000	31	

Source: MLS PIN via Terradatum Condo & Single Family Trends for period ending 4/30/17.

548 Tremont Street, Boston | 617.262.8200

LeadingEdgeAgents.com

**RE/MAX**<sup>®</sup>

LEADING EDGE