

HARDSCAPES  
& MASONRY



**POLYCOR**

SET THE STAGE  
WITH STONE



# SUCCESS IS BUILT ON PASSION

**POLYCOR BEGAN WITH A LOVE OF NATURAL STONE AND  
DETERMINATION TO SHARE THAT FEELING WITH THE WORLD**

Since our launch in Quebec City, Canada, we have grown our portfolio of natural stone products by partnering with the industry's most iconic companies. Building on our Georgia Marble legacy for architectural projects, our recent mergers with Swenson Granite Works and Indiana Limestone Company provide our customers with centuries of combined expertise in hardscapes and masonry. With these mergers, Polycor has become the world's leading natural stone quarrier: rich in history, yet focused on innovation.

Our roots are in stone work. We quarry the best stone with hard work, integrity, and respect for the environment, our team and our customers. Our passion is to help people fall in love with natural stone.



**INDIANA  
LIMESTONE**





# THERE'S NO SUBSTITUTE FOR NATURAL STONE

## THE POLYCOR ADVANTAGES



## THE ADVANTAGES OF NATURAL STONE



DURABLE



SUSTAINABLE



GREAT VALUE  
OVER TIME



VIRTUALLY  
MAINTENANCE-FREE



RESISTS FREEZE-THAW  
CYCLES

INDIANA LIMESTONE QUARRY, IN

WOODBURY GRAY QUARRY, VT

GEORGIA MARBLE QUARRY, GA





INDIANA LESTONE - FULL COLOR BLEND™  
Pattern pavers, landscape steps, Berkshire™  
and Vanderbilt Classic™ thin-veneers

# TABLE OF CONTENTS

	WALKWAYS & PATIOS .....	09
	Slab Pavers .....	10
	Pattern Pavers .....	11
	Pavers .....	12
	Plank Pavers .....	13
	Pool Coping .....	14
	STEPS & TREADS .....	17
	Entry Steps .....	18
	Treads .....	19
	Landscape Steps .....	20
	WALLS, CAPS & EDGING .....	23
	Garden Walls .....	24
	Wall Caps .....	25
	Pillar Caps .....	26
	Edging .....	27
	ACCENTS & POSTS .....	29
	Fire Pits .....	30
	Benches .....	31
	Mailbox Posts .....	32
	Lamp Posts .....	33
	ESTATE VENEER SERIES .....	35
	Berkshire™ .....	36
	Rockford Estate Blend® .....	37
	Vanderbilt Classic® .....	38
	Sills .....	39
	LIMESTONE .....	40
	MARBLE .....	41
	GRANITES .....	42
	MAP OF QUARRIES .....	43





# WALKWAYS & PATIOS

## STEP UP OUTDOOR SPACES WITH NATURAL STONE

From the organic look of winding walkways to the clean lines of formal patios and poolsapes, natural stone sets the stage for outdoor living designs.






# SLAB PAVERS


Slab pavers offer striking surface textures, colors and composition to help you achieve your design vision for patios, walkways, pool decks and more.

Dimensions	Thickness
12" X 12"	1 1/2"
12" X 18"	1 1/2"
12" X 24"	1 1/2"
12" X 36"	1 1/2"
18" X 18"	1 1/2"
18" X 24"	1 1/2"
18" X 30"	1 1/2"
18" X 36"	1 1/2"
24" X 24"	1 1/2"
24" X 30"	1 1/2"
24" X 36"	1 1/2"


## Stones




**INDIANA LIMESTONE - FULL COLOR BLEND™\***  
Low honed, antique, bush-hammered or sandblasted




**CAROLINA CORAL™** granite  
Thermal



**WOODBURY GRAY™** granite  
Thermal



**PEARL GRAY™** marble  
Low honed



**CALEDONIA™** granite  
Thermal

\*A cementitious-based damp proofing should be applied to the back and all unexposed sides of the pavers to protect the stone from sources of moisture and to prevent staining.




# PATTERN PAVERS

Sold by the set in 3 available sizes, pattern pavers provide contractors with more options for design. Make your design easier with pre-configured layouts.



**Chesapeake Pattern**



**Highpoint Pattern**




**Modesto Pattern**

Dimensions	Thickness
<b>SET #1</b>	
12" X 24"	1 1/2"
24" X 24"	1 1/2"
24" X 36"	1 1/2"


<b>SET #2</b>	
6" X 12"*	1 1/2"
12" X 12"*	1 1/2"
12" X 18"***	1 1/2"

\*Only available in **INDIANA LIMESTONE - FULL COLOR BLEND™**


## Stones




**INDIANA LIMESTONE - FULL COLOR BLEND™\***  
Low honed, antique, bush-hammered or sandblasted\*\*




**CAROLINA CORAL™** granite  
Thermal



**WOODBURY GRAY™** granite  
Thermal



**PEARL GRAY™** marble  
Low honed



**CALEDONIA™** granite  
Thermal

\*A cementitious-based damp proofing should be applied to the back and all unexposed sides of the pavers to protect the stone from sources of moisture and to prevent staining.  
\*\*Antique, bush-hammered and sandblasted finishes are not available for pavers smaller than 12"x12".





# PAVERS

Naturally durable, natural stone pavers are high-performing in any climate.

Dimensions	Thickness
6" X 6"	1 1/2"
6" X 9"	1 1/2"
6" X 12"	1 1/2"
6" X 15"	1 1/2"
6" X 18"	1 1/2"
9" X 9"	1 1/2"
9" X 12"	1 1/2"
9" X 15"	1 1/2"
9" X 18"	1 1/2"

## Stone



INDIANA LIMESTONE -  
FULL COLOR BLEND™\*  
Low honed

INDIANA LIMESTONE - FULL COLOR BLEND™  
Pavers and edging

\*A cementitious-based damp proofing should be applied to the back and all unexposed sides of the pavers to protect the stone from sources of moisture and to prevent staining.



# PLANK PAVERS

Plank pavers are an on-trend, long-length, dimensional paving solution for a contemporary look and feel. These versatile pavers allow designers to work in a broader range of styles, while accommodating different installation specifications.



## Running Bond Pattern

A pattern in which the stone is set side by side – but slightly offset, instead of directly in line with each other.



## Herringbone Pattern

A graphic pattern created by rectangular stone arranged in alternating 45° angles to produce a V-shape.



## Stacked Bond Pattern

A pattern in which the facing stone is laid with all joints in equal alignment.

Dimensions	Thicknesses
4" X 12"	3 5/8"
4" X 16"	3 5/8"
4" X 24"	3 5/8"
4" X 12"	1 1/2"
4" X 16"	1 1/2"
4" X 24"	1 1/2"

## Stone



INDIANA LIMESTONE -  
FULL COLOR BLEND™\*  
Low honed

INDIANA LIMESTONE - FULL COLOR BLEND™  
Plank pavers

\*A cementitious-based damp proofing should be applied to the back and all unexposed sides of the pavers to protect the stone from sources of moisture and to prevent staining.





# POOL COPING

A complement to the surrounding landscape, natural stone pool coping is as practical as it is attractive. Natural stone is durable and stays cooler to the touch, even in direct sunlight – ideal for bare feet on hot summer days.

## Dimensions

13 1/8" X 48"

## Thickness

2 1/4"

## Stone



**INDIANA LIMESTONE -  
FULL COLOR BLEND™**  
Low honed



**INDIANA LIMESTONE - FULL COLOR BLEND™**  
Pool coping, pattern pavers, landscape steps  
and Berkshire™ veneer





# STEPS & TREADS

TAKE YOUR PROJECT  
TO THE NEXT LEVEL

Nothing compares to the classic  
beauty and permanence  
of natural stone steps and treads.







# ENTRY STEPS

Transform a door into an entrance with natural stone entry steps.

Dimensions	Thickness
36" X 13"	7"
48" X 13"	7"
60" X 13"	7"
72" X 13"*	7"
84" X 13"**	7"

\*Not available in **INDIANA LIMESTONE - FULL COLOR BLEND™**  
\*\*Not available in **INDIANA LIMESTONE - FULL COLOR BLEND™** and **PEARL GRAY™** marble

## FILLERS

Dimensions	Thickness
6" X 12"	7"
6" X 24"	7"

### Stones



**INDIANA LIMESTONE - FULL COLOR BLEND™**  
Sawn



**CAROLINA CORAL™** granite  
Thermal



**WOODBURY GRAY™** granite  
Thermal



**PEARL GRAY™** marble  
Sawn

# TREADS

Natural stone treads add a luxury finish to standard steps.  
Limestone treads ship standard with rock face edges.  
Granite and marble treads ship standard with split face edges.

Dimensions	Thickness
48" X 12"	2"
72" X 12"	2"
96" X 12"	2"
48" X 14"	2"
72" X 14"	2"
96" X 14"	2"

Granite and marble treads are true to size but Indiana limestone is one inch longer to allow for field dressing.

### Stones



**INDIANA LIMESTONE - FULL COLOR BLEND™**  
Sawn




**CAROLINA CORAL™** granite  
Thermal



**WOODBURY GRAY™** granite  
Thermal



**PEARL GRAY™** marble  
Low honed





# LANDSCAPE STEPS

Landscape steps lend a sense of weight and permanence to hardscaped areas. Create durable and timeless step elements from single pieces of natural stone.

### Dimensions

36" X 16"

48" X 16"

60" X 16"

### Thickness

6"

6"

6"

### Stones



**INDIANA LIMESTONE - FULL COLOR BLEND™**  
Sawn



**CAROLINA CORAL™** granite  
Thermal



**WOODBURY GRAY™** granite  
Thermal



**PEARL GRAY™** marble  
Low honed







# WALLS, CAPS & EDGING

## SET YOUR SPACE APART

Enhance and protect your property with natural stone accents. Stone walls, caps and edging refine and protect landscapes, increase property value and furnish a distinctive finishing touch.







# GARDEN WALLS

Garden walls can add depth to any space. This dry-stacked, non-retaining product is ideal for floral beds and landscaping elements. Garden walls have split faced sides and are sawn on both top and bottom.

Dimensions	Thicknesses
8" X random length	3"
8" X random length	6"

## Stones



INDIANA LIMESTONE - FULL COLOR BLEND™  
Sawn



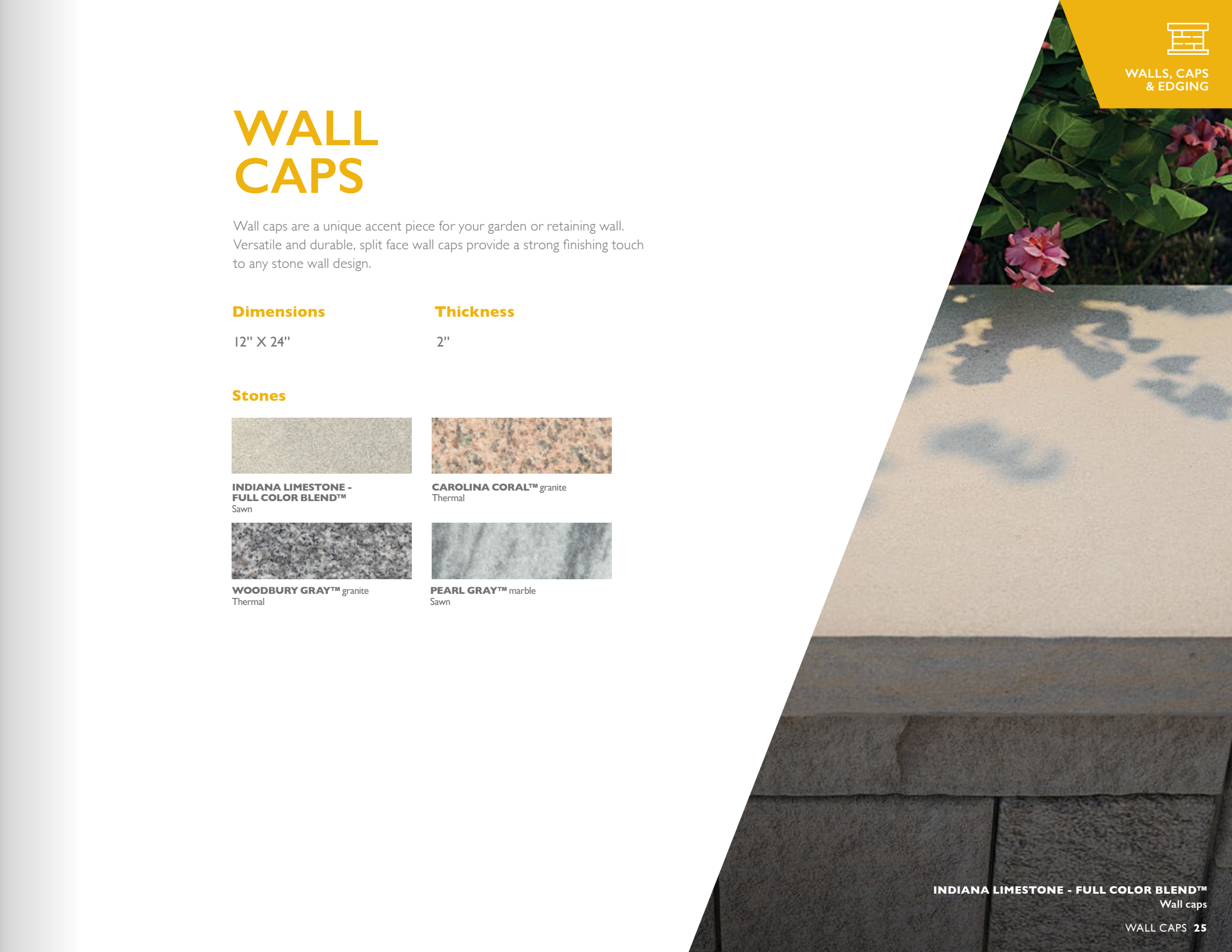
CAROLINA CORAL™ granite  
Sawn



WOODBURY GRAY™ granite  
Sawn



PEARL GRAY™ marble  
Sawn



# WALL CAPS

Wall caps are a unique accent piece for your garden or retaining wall. Versatile and durable, split face wall caps provide a strong finishing touch to any stone wall design.

Dimensions	Thickness
12" X 24"	2"

## Stones



INDIANA LIMESTONE - FULL COLOR BLEND™  
Sawn



CAROLINA CORAL™ granite  
Thermal



WOODBURY GRAY™ granite  
Thermal



PEARL GRAY™ marble  
Sawn





# PILLAR CAPS

Top pillars with the timeless charm of stone. Caps add the finishing touch to virtually any vertical application project. Pillar caps are split face on all four sides.

Dimensions	Thickness
20" X 20"	3"
24" X 24"	3"
28" X 28"	3"
30" X 30"	3"

## Stones



INDIANA LIMESTONE - FULL COLOR BLEND™  
Low honed



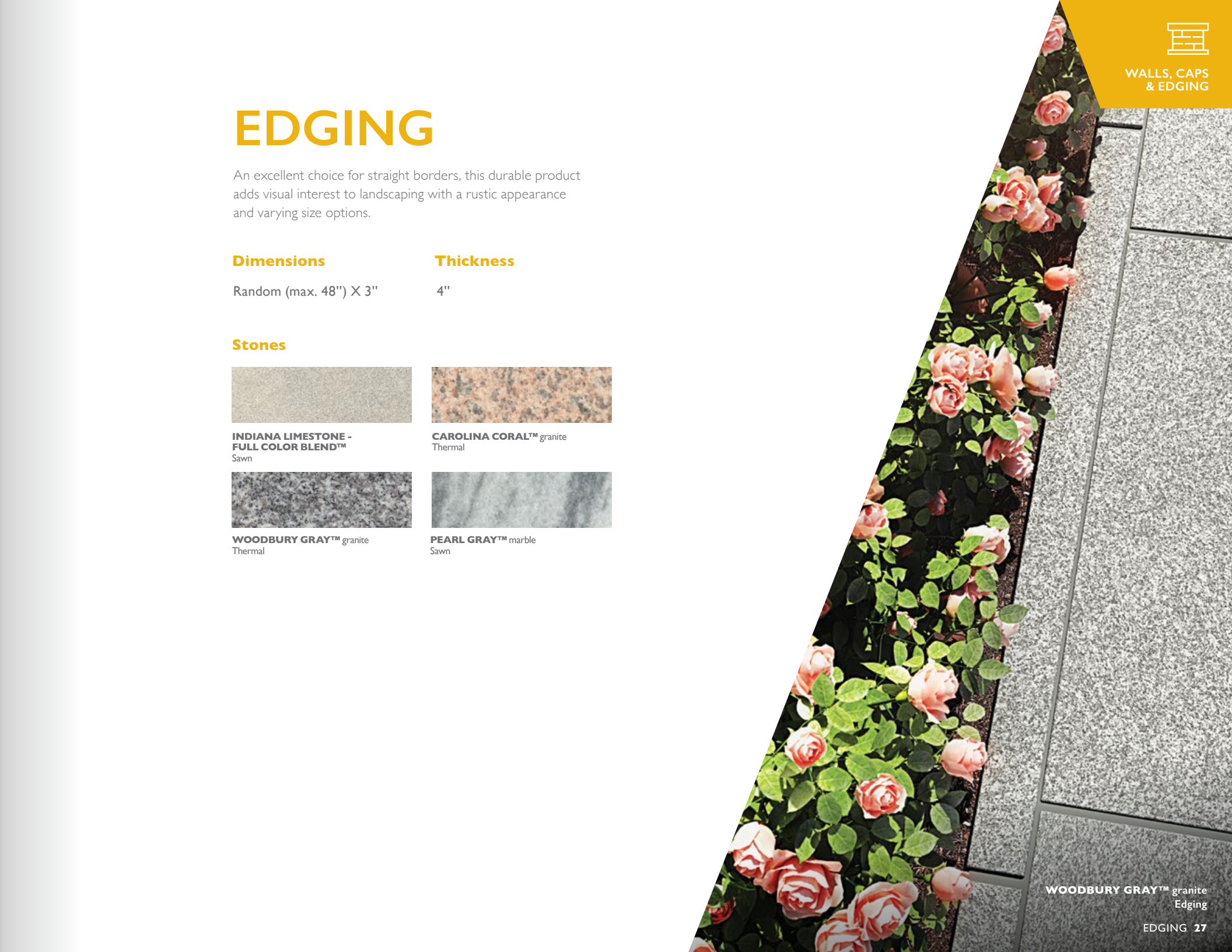
WOODBURY GRAY™ granite  
Thermal



CAROLINA CORAL™ granite  
Thermal



PEARL GRAY™ marble  
Low honed



# EDGING

An excellent choice for straight borders, this durable product adds visual interest to landscaping with a rustic appearance and varying size options.

Dimensions	Thickness
Random (max. 48") X 3"	4"

## Stones



INDIANA LIMESTONE - FULL COLOR BLEND™  
Sawn



WOODBURY GRAY™ granite  
Thermal



CAROLINA CORAL™ granite  
Thermal



PEARL GRAY™ marble  
Sawn





# ACCENTS & POSTS

## A TOUCH OF STONE FOR A FINISHED LOOK

Turn your backyard into a four-season outdoor living room with fire pits and ornamental benches. Add value and curb appeal to front elevations with granite posts. An ideal way to add elegant lighting to driveways and walkways.







# FIRE PIT

Create an instant entertaining space with a fireplace kit. Solid granite blocks are easy for both contractors and homeowners to assemble in an afternoon. Pick it up in the morning and you'll be roasting s'mores by dark.

### Dimension

48" diameter 2-tier fire pit  
with ring (cooking grate not included)

### Stones



WOODBURY GRAY™ granite  
Thermal top, split face sides



CAROLINA CORAL™ granite  
Thermal top, split face sides

WOODBURY GRAY™ granite  
Fire pit with cast iron insert

# BENCHES

Whether for decoration or to commemorate a family moment, a natural stone bench will add an interesting feature to a garden landscape in every season.

Stones	Height	Width	Depth
INDIANA LIMESTONE - FULL COLOR BLEND™	18"	18"	48"
CAROLINA CORAL™ granite	18"	14"	48"
WOODBURY GRAY™ granite	18"	14"	48"
PEARL GRAY™ marble	17"	13"	36"



INDIANA LIMESTONE - FULL COLOR BLEND™  
Sawn top, split face sides



CAROLINA CORAL™ granite  
Thermal top, split face sides



WOODBURY GRAY™ granite  
Thermal top, split face sides



PEARL GRAY™ marble  
Low honed top, sawn sides



PEARL GRAY™ marble  
Bench





# MAILBOX POSTS

Replace your unsightly mailbox post with an easy to install granite mailbox post to add instant curb appeal that will last a lifetime.

### Dimensions

Height	Width	Length
84"	7"	7"

Single scroll wrought iron bracket included.  
Engraving not available.

### Stones



**WOODBURY GRAY™** granite  
Thermal on 2 sides, split face on 2 sides



**CAROLINA CORAL™** granite  
Thermal on 2 sides, split face on 2 sides



# LAMP POSTS

Easy to install, granite posts and caps create an elegant, durable base for lighting. Each post comes drilled for wiring and ready to accept mounting hardware and your lamp fixture.

### Dimensions

Height	Width	Length
96"	7"	7"

Lamp and rock face cap not included.

## LAMP POST CAPS

Lamp post caps are rock face on four sides.

### Dimensions

Height	Width	Length
2"	10"	10"

### Stones



**WOODBURY GRAY™** granite  
Split face on 2 sides, rock face on 2 sides



**CAROLINA CORAL™** granite  
Split face on 2 sides, rock face on 2 sides



**CALEDONIA™** granite  
Split face on 2 sides, rock face on 2 sides





# ESTATE VENEER SERIES

## BEAUTY AND PERMANENCE COMBINED

Lend a look of history and permanence to new builds or add a classic touch to an existing home. Polycor veneers are available in traditional full-bed veneer or thin-veneer cladding. The Estate Veneer Series comes in a variety of colors, shapes and sizes.





# BERKSHIRE™

Berkshire™ is a solid, split face veneer. Variation of height courses creates a classic and pleasing random definition for both commercial and fine residential structures. Available in thin and full-bed veneer.

## THIN-VENEER

Height	Depth	Length
2 1/4"	3/4" - 1 1/4"	8" - 30"
5"	3/4" - 1 1/4"	8" - 30"
7 3/4"	3/4" - 1 1/4"	8" - 30"
10 1/2"	3/4" - 1 1/4"	8" - 30"

Pallet of mixed sizes available.  
Mix of 4 different sizes (10% - 2 1/4", 35% - 5", 40% - 7 3/4", 15% - 10 1/2")  
Mix of 3 different sizes (15% - 2 1/4", 40% - 5", 45% - 7 3/4")

## CORNERS

Height	Depth	Length
2 1/4"	3" - 4"	6" - 12"
5"	3" - 4"	6" - 12"
7 3/4"	3" - 4"	6" - 12"
10 1/2"	3" - 4"	6" - 12"

## FULL-BED VENEER

Height	Depth	Length
2 1/4"	3" - 4"	24" - 60"
5"	3" - 4"	24" - 60"
7 3/4"	3" - 4"	24" - 60"
10 1/2"	3" - 4"	24" - 60"

Pallet of mixed sizes available.  
Mix of 4 different sizes (10% - 2 1/4", 35% - 5", 40% - 7 3/4", 15% - 10 1/2")

### Stones



INDIANA LIMESTONE - FULL COLOR BLEND™  
Split face



CAROLINA CORAL™ granite  
Split face



WOODBURY GRAY™ granite  
Split face



PEARL GRAY™ marble  
Split face

INDIANA LIMESTONE - FULL COLOR BLEND™  
Berkshire™ thin-veneer

# ROCKFORD ESTATE BLEND®

Rockford Estate Blend® is a lightly tumbled, genuine natural stone veneer. It provides a full range of natural colors and sizes that will accentuate the dynamics of each individual application and architectural style. Available in thin and full-bed veneer.

## THIN-VENEER

Height	Depth	Length
2" - 12"	3/4" - 1 1/4"	8" - 18"

## CORNERS

Height	Depth	Length
2" - 12"	3" - 4"	4" - 12"

## FULL-BED VENEER

Height	Depth	Length
2" - 12"	3" - 4"	6" - 18"

### Stone



INDIANA LIMESTONE - FULL COLOR BLEND™  
Tumbled



INDIANA LIMESTONE - FULL COLOR BLEND™  
Rockford Estate Blend® veneer





# VANDERBILT CLASSIC®

The strong, clean look of Vanderbilt Classic® veneer is ideal for commercial and fine residential buildings. Available in thin and full-bed veneer.

## THIN-VENEER

Height	Length
3 5/8"	23 5/8"
7 5/8"	23 5/8"
11 5/8"	23 5/8"
15 5/8"	23 5/8"

Depth varies per stone type.  
Limestone 1 3/16"  
Granite 1"  
Marble 25/32"

## CORNERS\*

Height	Length
3 5/8"	23 5/8"
7 5/8"	23 5/8"
11 5/8"	23 5/8"
15 5/8"	23 5/8"

Depth varies per stone type.  
Limestone 1 3/16"  
Granite 1"  
Marble 25/32"

\*Quirk Miter Corners



## FULL-BED VENEER

Height	Depth	Length
SMOOTH FACE		
3 5/8"	3 5/8"	23 5/8"
7 5/8"	3 5/8"	23 5/8"
11 5/8"	3 5/8"	23 5/8"
15 5/8"	3 5/8"	23 5/8"

### Stones



INDIANA LIMESTONE - FULL COLOR BLEND™  
Low honed, sandblasted, antique or bush-hammered



CAROLINA CORAL™ granite  
Sawn



WOODBURY GRAY™ granite  
Sawn



PEARL GRAY™ marble  
Low honed



CALEDONIA™ granite  
Sawn

# SILLS

Sills add a subtle accent to any residential or commercial window project. Available in limestone, granite or marble with a split face edge.

## FULL SILLS

Dimensions	Thickness
6" X 48"	2 1/4"

## THIN SILLS

Dimensions	Thickness
3" X 48"	2 1/4"

### Stones



INDIANA LIMESTONE - FULL COLOR BLEND™  
Split face



CAROLINA CORAL™ granite  
Split face



WOODBURY GRAY™ granite  
Split face



PEARL GRAY™ marble  
Split face






# LIMESTONE

INDIANA LIMESTONE -  
FULL COLOR BLEND™



# MARBLE

PEARL GRAY™






# GRANITES

WOODBURY GRAY™

CALEDONIA™

CAROLINA CORAL™





# OUR STONE. YOUR IDEAS.



**POLYCOR**

**HARDSCAPES.POLYCOR.COM**



Our hardscapes and masonry products  
are quarried and processed in the U.S.  
and Canada.

**A POLYCOR INC. COMPANY**