

OncoTrials Reporting: A Product Development Story

RESEARCH INNOVATION



Dom Green
Product Operations



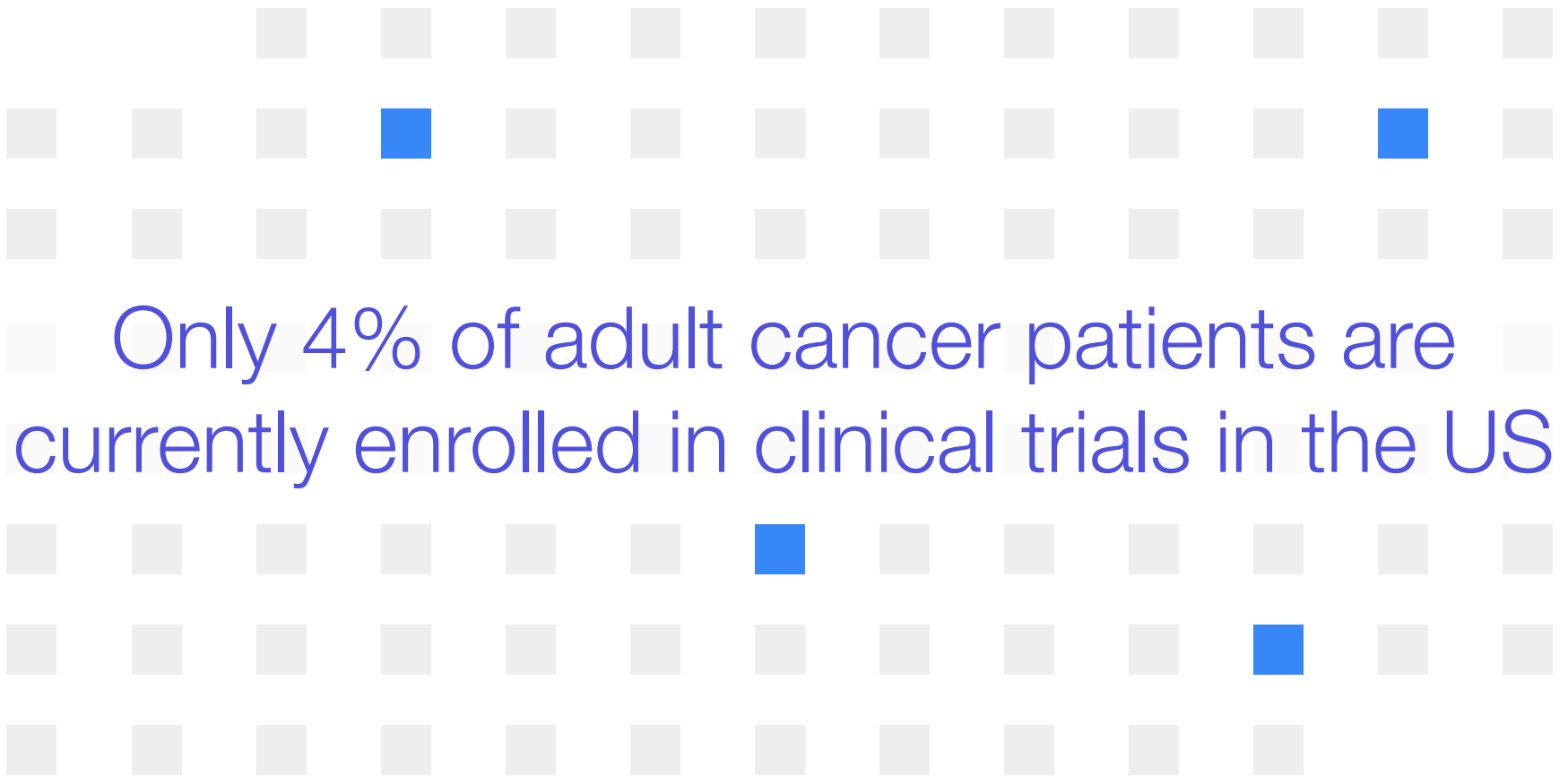
Penny Berger
CHCWM



Shae Owens
Kootenai

OUR MISSION:

To improve lives by
learning from the
experience of every
cancer patient.

A decorative background consisting of a grid of squares. Most squares are light gray, but four squares are highlighted in blue. These blue squares are located at the following coordinates (row, column) starting from the top-left: (2, 4), (2, 12), (7, 7), and (8, 11).

Only 4% of adult cancer patients are currently enrolled in clinical trials in the US

OncoTrials

DATA

09/12/2019 ● **Active** by dgreen@flatiron.com

09/09/2019 ● **Signed Main Study Consent** by lsutton@flatiron.com

09/09/2019 ● **In Pre-screening** by cnightingale@flatiron.com
Please review trial option with patient

07/09/2019 ● **Discontinuation** by dgreen@flatiron.com
Reason for Discontinuation: Adverse event

Trial Name **Coordinator** **Actions**

BRE-2321

Screening ID

Enrollment ID

100001

100001

Assigned Research Coordinator

Referring Hospital

Treating Location

Cancer Specialists of South Maci

Research Physician

Bahringer, Effie

Abbott, Nona

Barrows, Aurelia

Bartell, Stephany

Dibbert, Lucy

Ernsler, Alessia

Referring Physician

None Selected

Recent scans/pathology

Suggest

Person POTENTIAL TRIALS

09/12/2019 ● **Marked Do Not Consider** by D zAltos-Green

: Patient does not want to be on a clinical trial

08/15/2019 ● **In Pre-screening** by lsutton@flatiron.com
Talk to patient about trial at next visit

Breast Cancer
and 7 others

Soft Tissue Sarco...
and 4 others

Colon Cancer
and 4 others

Breast Cancer
and 1 other

Colon Cancer
and 4 others

No primary diagnosis

Office Visit

Treatment

Office Visit

Office Visit

Office Visit

Office Visit

OncoTrials Reports

Last Updated: 2019-09-20

Clinical Trials Caseload Report

Clinical Trials Disease Model

Report

Report

Status

dis

Rodolfo

discontinuat

Reports

Search

Description

Download

This report provides an exportable version of your current clinical trials caseload

xlsx

Clinical Trials Overview Report

Updated: 2016-04-05

Description: This report shows the clinical trial recruitment activity at your practice broken out by location, physician, trial and demographic information. Patient information is sourced from the EHR and OncoTrials databases. Please note that since we define recruitment activity per trial, a patient who has been screened for multiple trials will be counted once for each trial. Furthermore, a patient who was screened, consented and enrolled will be counted once for each of these statuses per trial.

Current Month

Previous Month

Quarterly Reports

Monthly Reports
Enrolled Patients

Monthly Reports
Consented Patients

By Treating Location
By Research Physician
By Referring Physician
By Disease
By Gender
By Race
By Ethnicity

Detailed View of Enrolled Patients in the

This section identifies the enrolled patients in the current month.

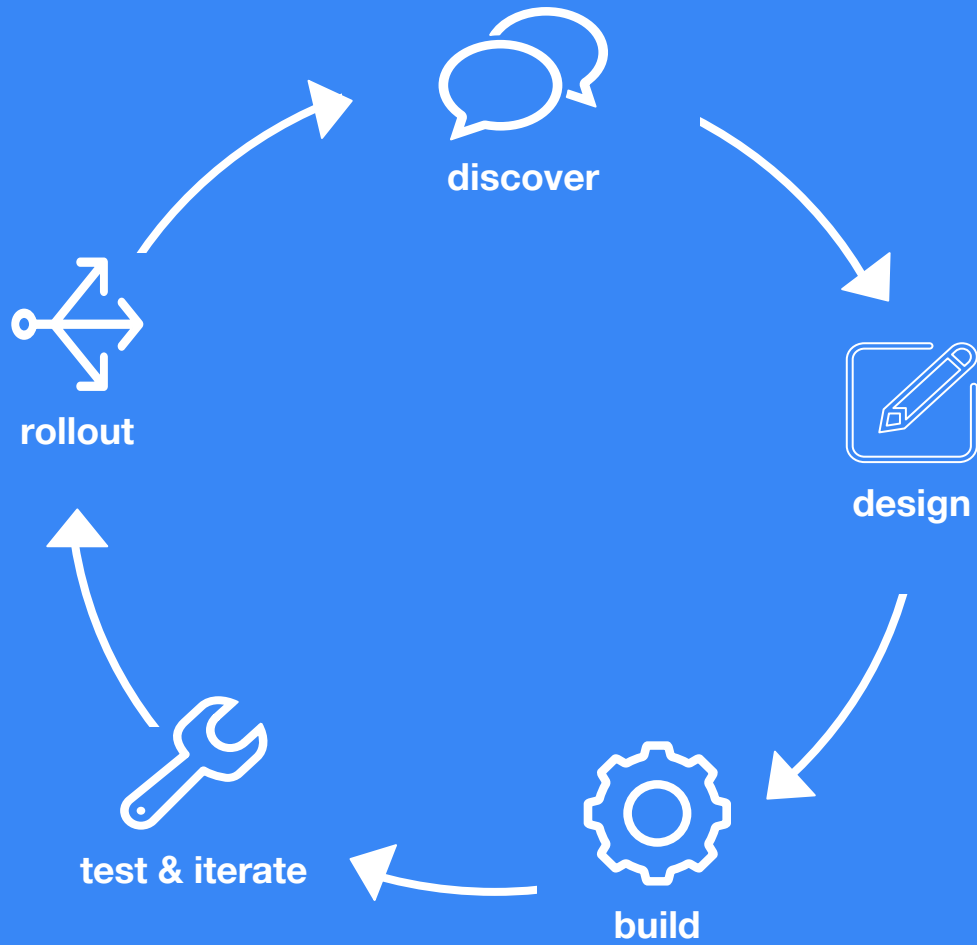
Show 25 entries

Search:

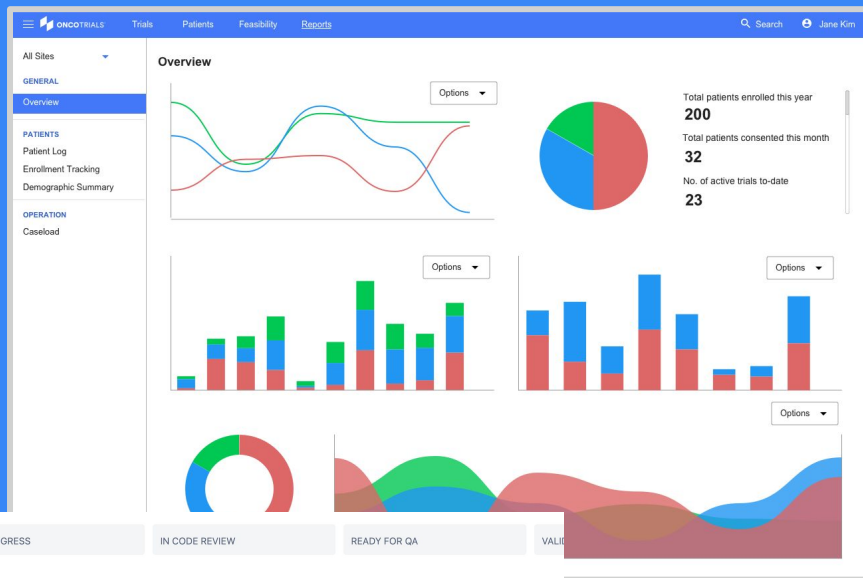
Patients Enrolled in The Current Month

Trial Name	Patient	Treating Location	Research Physician	Referring Physician	Gender	Race	Ethnicity	Enrolled Date
Trial-20	Pat, 22845	Physi-11	Loc-2	Referring-1	Female	White	Not Hispanic or Latino	2016-04-01

Previous 1 Next







design

The screenshot shows a task management interface with a top navigation bar containing tabs: TO DO, IN PROGRESS, IN CODE REVIEW, READY FOR QA, and VALID. Below the tabs, there are two columns of task cards. Each card has a title, a description, a status icon (green, red, or grey), a count, and a user profile picture.

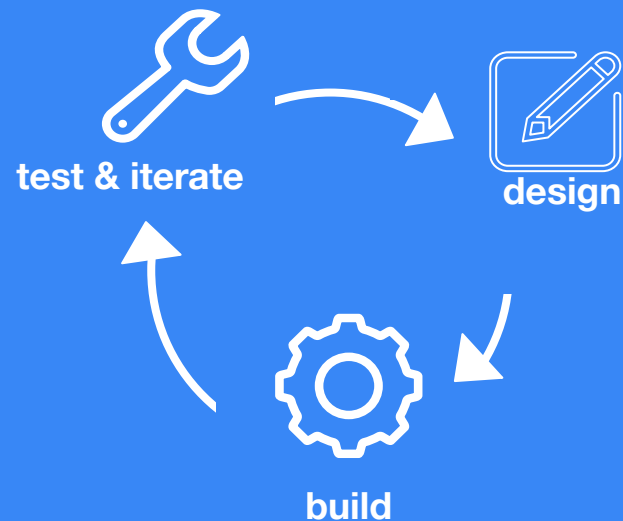
Task Title	Description	Status	Count	User
[FE] Add front end filter for cumulative vs incremental in trials reports	Provider Recruitment Dash...	Green	2	TRL-820
[FE] Change labels for trials specific dashboards	Provider Recruitment Dash...	Green	1	TRL-822
[FE] Change default options in the trials specific dashboards				
[FE] Add front end filter for cumulative vs incremental option in reports overview	Provider Recruitment Dash...	Green	2	TRL-807
remove date range from engagement tab	Provider Recruitment Dash...	Green	1	TRL-834
physician accrual graph order update				



build



20+ hours of
feedback calls and
meetings; multiple
iterations on initial
prototype



OncoTrials Reporting Dashboard

ONCOTRIALS

[Trials](#)
[Patients](#)
[Feasibility](#)
[Reports](#)

Search

Title	Description	Download
Clinical Trials Caseload Report	This report provides an exportable version of your current clinical trials caseload	xlsx
Clinical Trials Disease Model	This report shows the mapping of the disease names in OncoTrials to ICD-10 codes and descriptions.	html
Clinical Trials Tracking Report	This report provides operational	
Clinical Trials Overview Report	This report provides monthly and	
Clinical Trials Patients	This report provides a list of patients	

Clinical Trials Overview Report

Updated: 2016-04-05

Description: This report shows the clinical trial recruitment activity at your practice broken out by location, physician, trial and demographic information. Patient information is sourced from the EHR and **OncoTrials** databases. Please note that since we define recruitment activity per trial, a patient who has been screened for multiple trials will be counted once for each trial. Furthermore, a patient who was screened, consented and enrolled will be counted once for each of these statuses per trial.

[Current Month](#)
[Previous Month](#)
[Quarterly Reports](#)

[Monthly Reports Enrolled Patients](#)

[By Treating Location](#)
[By Research Physician](#)
[By Referring Physician](#)
[By Disease](#)
[By Gender](#)
[By Race](#)
[By Ethnicity](#)

[Monthly Reports Consented Patients](#)

Detailed View of Enrolled Patients in the Current Month

This section identifies the enrolled patients in the current month.

Show entries

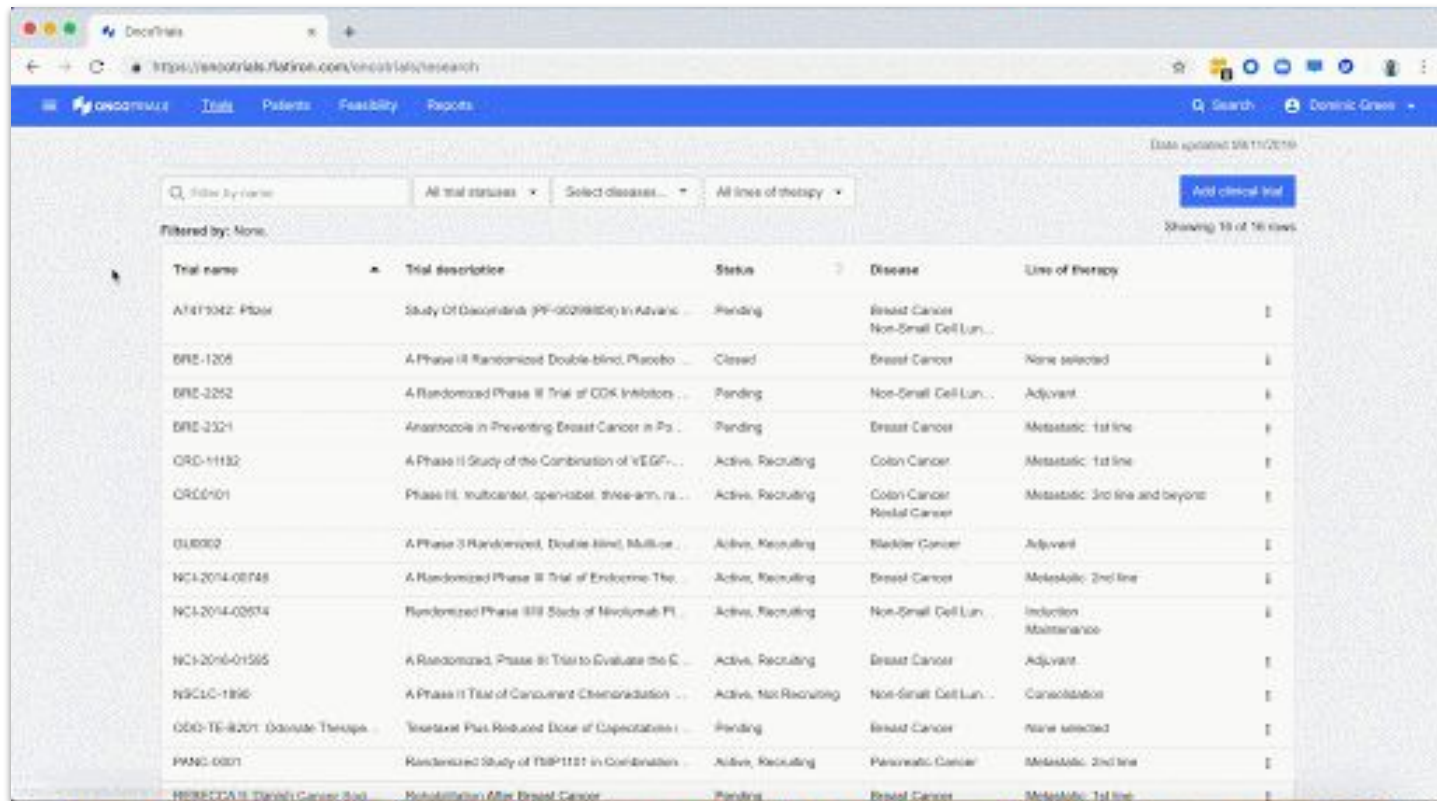
Patients Enrolled in The Current Month

Trial Name	Patient	Treating Location	Research Physician	Referring Physician	Gender	Race	Ethnicity	Enrolled Date
Trial-20	Pat, 22845	Physi-11	Loc-2	Referring-1	Female	White	Not Hispanic or Latino	2016-04-01

[Previous](#)

[Next](#)

Trial-level reporting



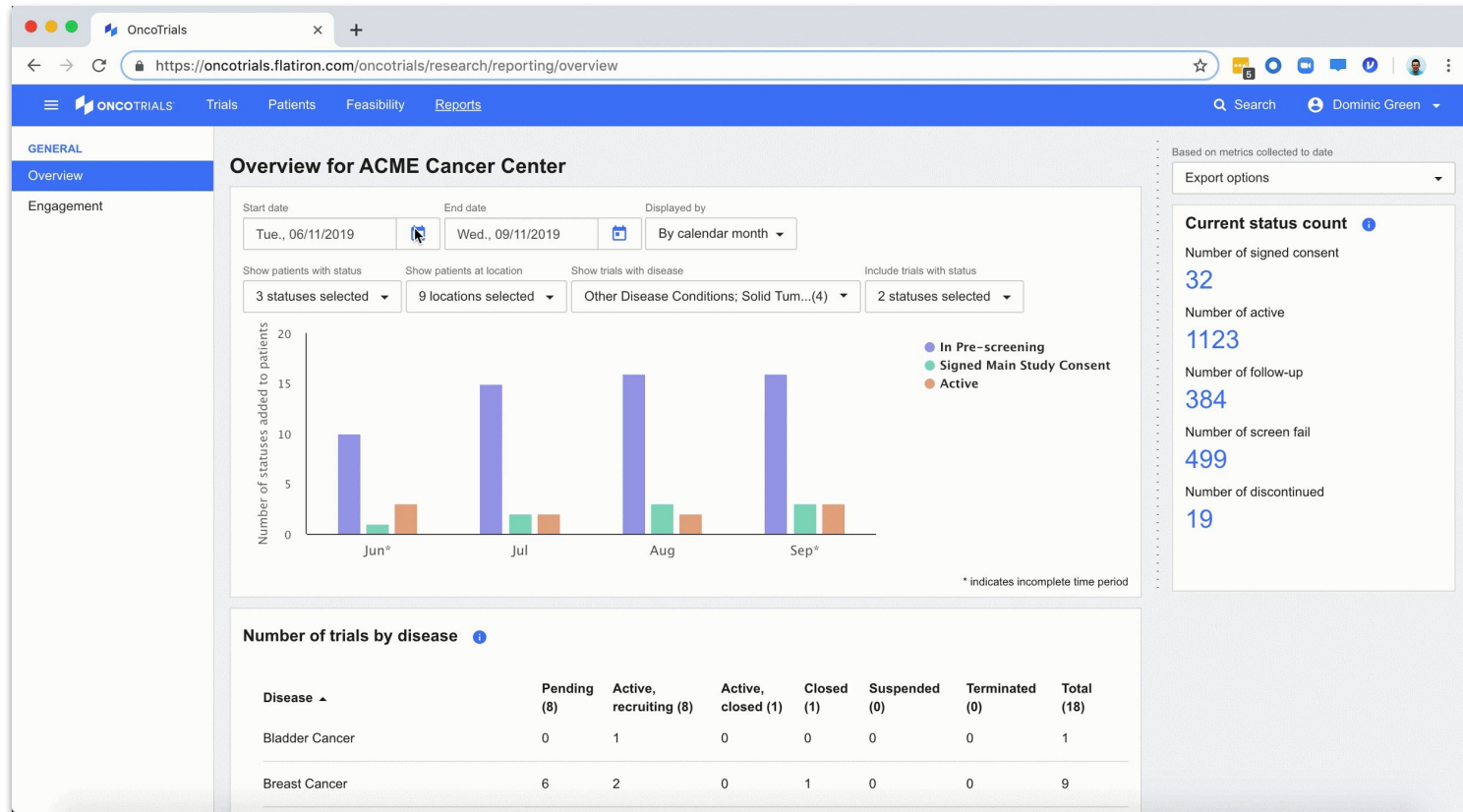
The screenshot shows the OncoCloud website interface. At the top, there's a navigation bar with links for Home, Trials, Patients, Feasibility, and Reports. A search bar and a user profile icon are on the right. Below the navigation bar, there's a filter section with a search box, dropdowns for 'All trial statuses', 'Select diseases', and 'All lines of therapy'. A 'Filter by: None' label is present. To the right of the filters, there's a 'Add clinical trial' button and a 'Showing 10 of 16 rows' indicator. The main content is a table with 5 columns: Trial name, Trial description, Status, Disease, and Line of therapy. The table lists 10 clinical trials, each with a unique identifier, a brief description, its current status, the associated disease, and the line of therapy.

Trial name	Trial description	Status	Disease	Line of therapy
A1611042: PIsol	Study Of Docetaxel (PF-00299804) In Adva...	Pending	Breast Cancer Non-Small Cell Lun...	
BRE-1205	A Phase III Randomized Double-blind Placebo ...	Closed	Breast Cancer	None selected
BRE-3252	A Randomized Phase III Trial of CDK Inhibito...	Pending	Non-Small Cell Lun...	Adjuvant
BRE-3321	Anastrozole in Preventing Breast Cancer in Po...	Pending	Breast Cancer	Metastatic: 1st line
CRD-11132	A Phase II Study of the Combination of VEGF...	Active, Recruiting	Colon Cancer	Metastatic: 1st line
CRD-0101	Phase III, multicenter, open-label, three-arm, ra...	Active, Recruiting	Colon Cancer Rectal Cancer	Metastatic: 3rd line and beyond
GU0002	A Phase 3 Randomized, Double-blind, Multic...	Active, Recruiting	Bladder Cancer	Adjuvant
NCT0104-05748	A Randomized Phase III Trial of Endocrine The...	Active, Recruiting	Breast Cancer	Molecular: 2nd line
NCT0104-02074	Randomized Phase III Study of Nivolumab Pl...	Active, Recruiting	Non-Small Cell Lun...	Induction Maintenance
NCT0106-01565	A Randomized, Phase III Trial to Evaluate the E...	Active, Recruiting	Breast Cancer	Adjuvant
NCT01-1896	A Phase II Trial of Concurrent Chemoradiation ...	Active, Not Recruiting	Non-Small Cell Lun...	Consolidation
GOO-TE-8201: Odonate Therapy	Torvastatin Plus Reduced Dose of Capecitabine	Pending	Breast Cancer	None selected
PANC-0001	Randomized Study of TRP1151 in Combination	Active, Recruiting	Pancreatic Cancer	Metastatic: 2nd line
RESEARCH II: Breast Cancer Stud	Rehabilitation After Breast Cancer	Pending	Rectal Cancer	Molecular: 1st line

Trial-level reporting



Site-level reporting



Site-level reporting

OncoTrials

https://oncotrials.flatiron.com/oncotrials/research/reporting/overview

☆

🔍 Search

👤 Dominic Green

ONCOTRIALS

Trials

Patients

Feasibility

Reports

GENERAL

Overview

Engagement

Overview of statused patients by year

2019 Signed consent By research physician Display by month

Physician	Jan	Feb	Mar	Apr	May	Jun	Jul	Aug*	Total statuses
Ryan Adams	6	6	6	6	6	6	6	6	48
Jane Anderson	2	2	2	2	2	2	2	2	16
Kyle Benson	7	7	7	7	7	7	7	7	56
Fiona Brown	2	2	2	2	2	2	2	2	16
Eddie Chen	2	2	2	2	2	2	2	2	16
John Doe	2	2	2	2	2	2	2	2	16
Total	21	21	21	21	21	21	21	21	168

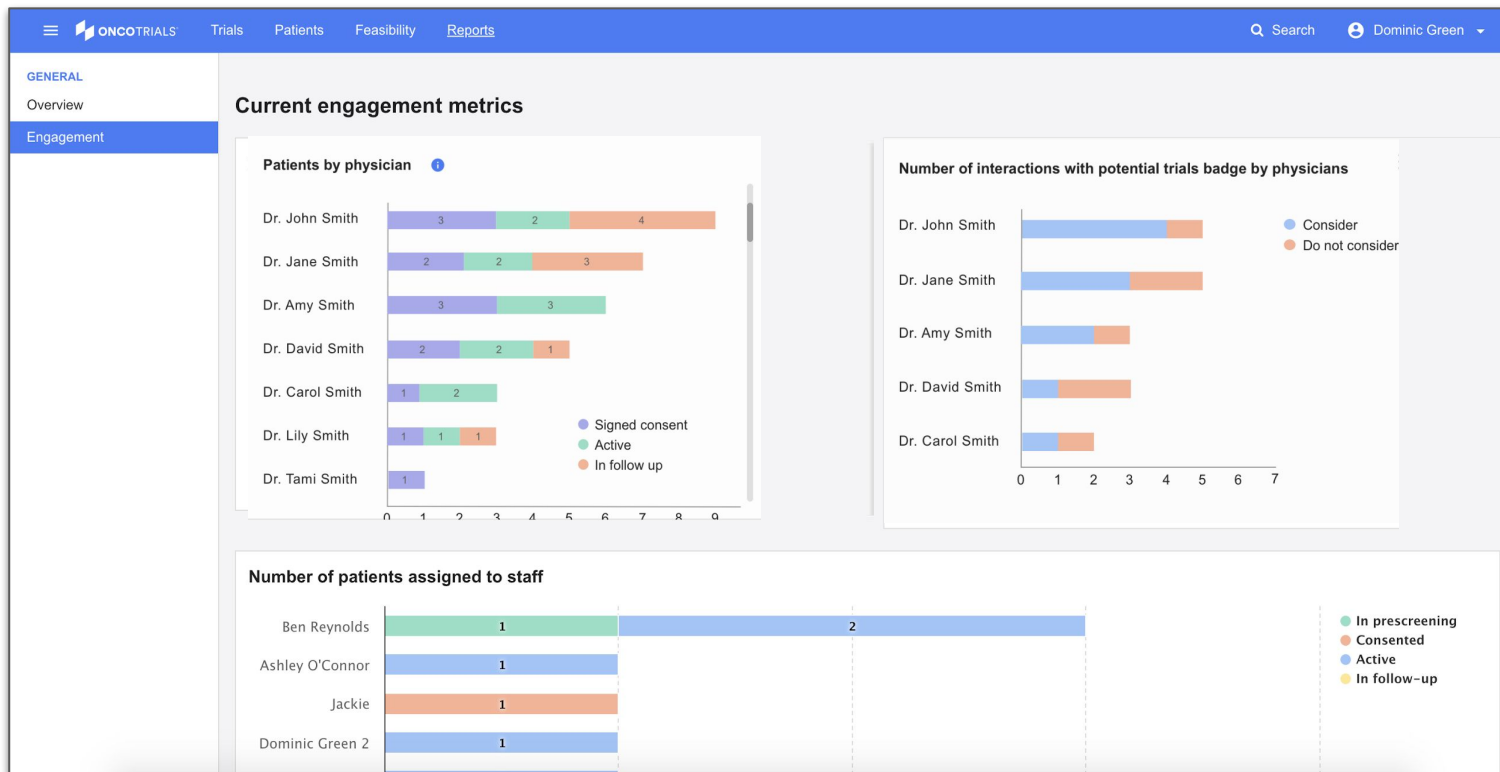
Number of trials by disease

All types

Disease	Pending (23)	Active, recruiting (10)	Active, closed (19)	Closed (40)	Suspended (9)	Terminated (10)	Total (111)
Breast cancer	1	2	3	9	0	0	15
Lung cancer - all	2	1	2	13	1	1	20
Non-small cell lung cancer	2	1	2	13	1	1	20

All rights reserved.
ceptable Use Policy

Site-level reporting



OncoTrials Reporting: A Product Development Story

RESEARCH INNOVATION



Dom Green
Product Operations

Penny Berger
CHCWM

Shae Owens
Kootenai

Thank you!



UNIVERSITY CANCER & BLOOD CENTER



Backup



CRC-11182

GENERAL

Overview

Trial Info

Documents

PATIENTS

Pre-consent (128)

Consented, Screening (13)

On Trial, Enrolled (22)

Off Trial (5)

Overview for CRC-11182

Start date

Thu., 06/27/2019



End date

Fri., 09/27/2019



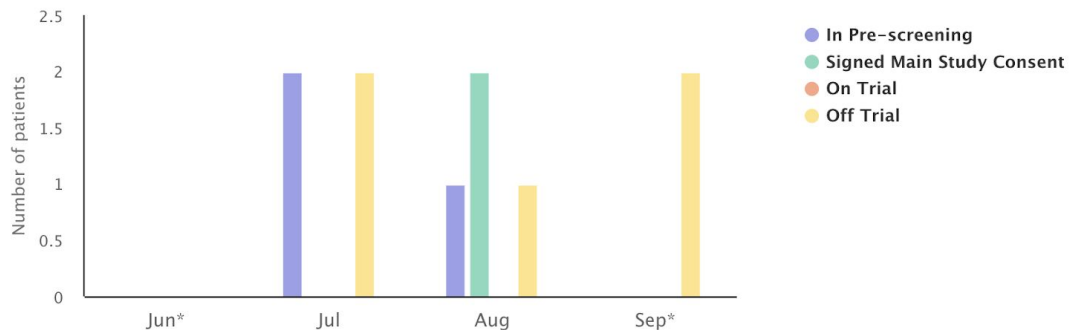
Number of patients statused over time

Show patients with status

8 statuses selected

Displayed by

By calendar month



* indicates incomplete time period

Incremental

Cumulative

Most common reasons for discontinuation

Screening efficiency

From pre-screening (4) to:

Based on metrics collected to date

Export options

Current status count

Number of In-Prescreening

1

Number of Screening

2

Number of Active

17

Number of Follow-up

5

Number of Completed

1

Number of Discontinuation

4

Average number of days for status change

In-Prescreening to Consent

61

Consent to Active

CRC-11182

GENERAL

Overview

Trial Info

Documents

PATIENTS

Pre-consent (128)

Consented, Screening (13)

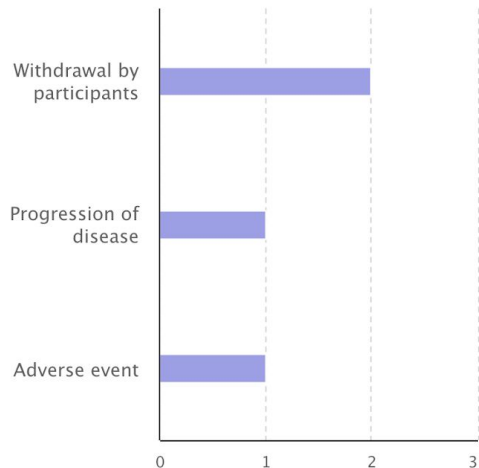
On Trial, Enrolled (22)

Off Trial (5)



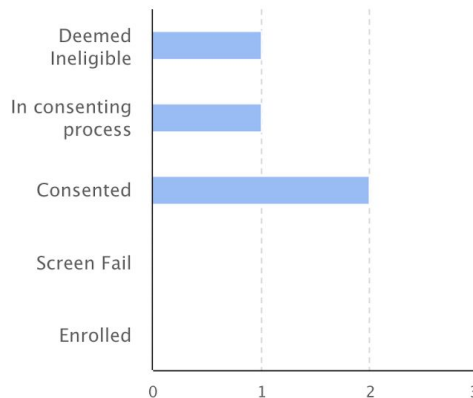
* indicates incomplete time period

Most common reasons for discontinuation



Screening efficiency

From pre-screening (4) to:



4

Average number of days for status change

In-Prescreening to Consent

61

Consent to Active

1

Consent to Screen Fail

1

Active to Completed

1238

Active to Discontinued

962



GENERAL

Overview

Engagement

Overview for ACME Cancer Center

Start date

Wed., 06/19/2019

End date

Thu., 09/19/2019

Displayed by

By calendar month

Incremental

Cumulative

Show patients with status

3 statuses selected

Show patients at location

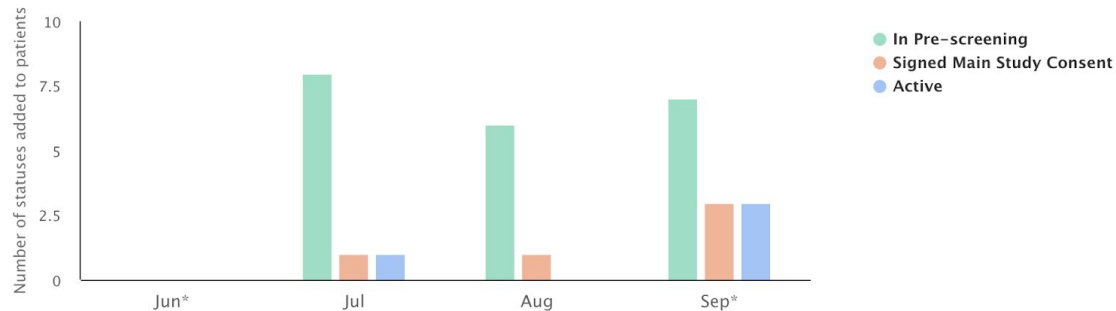
9 locations selected

Show trials with disease

Other Disease Conditions; Solid Tum... (4)

Include trials with status

2 statuses selected



* indicates incomplete time period

Number of trials by disease

Disease	Pending (8)	Active, recruiting (9)	Active, closed (1)	Closed (0)	Suspended (0)	Terminated (0)	Total (18)
Bladder Cancer	0	1	0	0	0	0	1
Breast Cancer	7	2	0	0	0	0	9

Based on metrics collected to date

Export options

Today's status count

Number in signed consent

11

Number in active

397

Number in follow-up

135

Number in screen fail

191

Number in discontinued

11

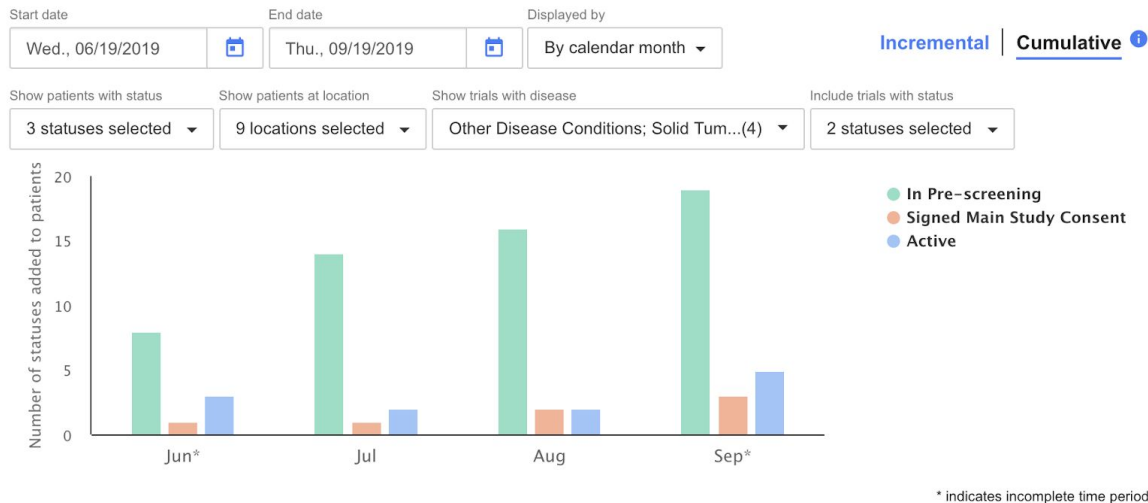


GENERAL

Overview

Engagement

Overview for ACME Cancer Center



Number of trials by disease

Disease	Pending (8)	Active, recruiting (9)	Active, closed (1)	Closed (0)	Suspended (0)	Terminated (0)	Total (18)
Bladder Cancer	0	1	0	0	0	0	1
Breast Cancer	7	2	0	0	0	0	9

Based on metrics collected to date

Export options

Today's status count

Number in signed consent

11

Number in active

397

Number in follow-up

135

Number in screen fail

191

Number in discontinued

11

ONCOTRIALS

Trials

Patients

Feasibility

Reports

GENERAL

Overview

Engagement

Overview for ACME Cancer

Start date

Wed., 06/19/2019

End date

Thu

Show patients with status

3 statuses selected

Show patients at location

9 locations

Number of statuses added to patients

10

7.5

5

2.5

0

Jun*

Number of trials by disease

Disease

Bladder Cancer

Breast Cancer

All Regions

Close

Current statuses

Filtered by: Status (signed consent)

Showing 11 rows

Patient	Diagnosis	Treating Location	Research Physician	Next Appointment	Current Status
Alfred S. Harber A057633	Colon Cancer	South Aletha Ca...	Fay, Daron	2019-09-25	<div><div>Signed Main Stud... CRC-11182</div><div>Deemed Ineligible CRC0101</div></div>
Alida X. Emmerich A034936	Breast Cancer	South Aletha Ca...	Hoeger, Trey	2020-03-26	<div><div>Signed Main Stud... BRE-1205</div><div>Watching BRE-0015</div><div>Deemed Ineligible NCI-2016-01595</div><div>Deemed Ineligible BRE-1407</div><div>Active BRE-0023</div></div>
Chandler Cole A002104	Colon Cancer	Oncology Speci...	Dibbert, Lucy	2019-09-19	<div><div>Signed Main Stud... CRC-11182</div><div>Deemed Ineligible CRC0101</div></div>
Dexter Adams A027031	Colon Cancer	Lake Danykasid...	Lind, Alda	2019-10-14	<div><div>Signed Main Stud... CRC0101</div></div>
Ditanya Wisoky A058058	Breast Cancer	South Aletha Ca...	Funk, Norene	2019-09-21	<div><div>Watching A7471042: Pfizer</div><div>Signed Main Stud... REBECCA II: Danish Cancer Society</div><div>Deemed Ineligible NCI-2014-00746</div><div>Active BRE-0015</div><div>Active NCI-2016-01595</div><div>Watching BRE-1407</div><div>Watching BRE-0023</div><div>Deemed Ineligible BRE-1623</div></div>
Emery Hudson A099772	Colon Cancer	Cancer Specialis...	Funk, Norene	2019-09-27	<div><div>Deemed Ineligible CRC-11182</div><div>Signed Main Stud... CRC0101</div></div>
Lila Q. Ullrich A057878	Breast Cancer	Harrisonville On...	Dibbert, Lucy	2019-09-19	<div><div>Signed Main Stud... A7471042: Pfizer</div><div>Watching REBECCA II: Danish Cancer</div></div>



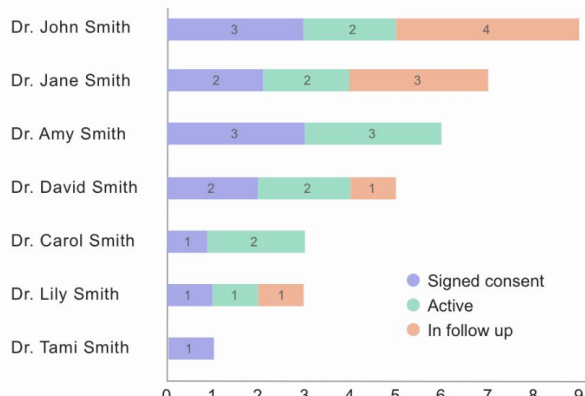
GENERAL

Overview

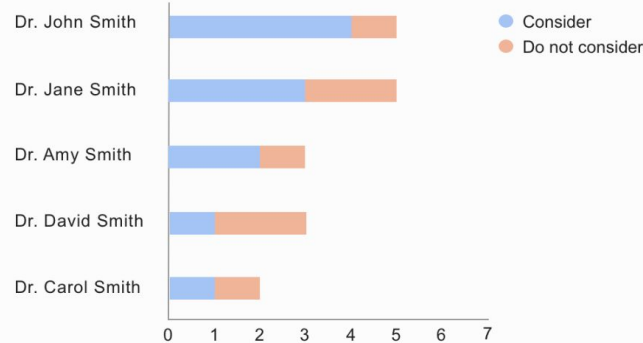
Engagement

Current engagement metrics

Patients by physician 1



Number of interactions with potential trials badge by physicians



Number of patients assigned to staff

