


Market Outlook Schedule 2020


Frequency and release dates for specific commodities listed below. All publications are released on the 5th of every month.

	Butter	JAN	APR	JUL	OCT	
	Cheese	JAN	APR	JUL	OCT	
	Whole Milk Powder (WMP)	JAN	MAR	JUN	SEP	DEC
	Skimmed Milk Powder (SMP)	JAN	MAR	JUN	SEP	DEC
	Milk	JAN	MAR	JUN	SEP	DEC
	Eggs	APR	OCT			


	Beef	FEB	MAY	AUG	NOV
	Lamb	FEB	MAY	AUG	NOV
	Pork	MAR	JUN	SEP	DEC
	Chicken	MAR	JUN	SEP	DEC

	White Fish (Cod, Haddock and Pollock)	FEB*	JUN	DEC	
	Salmon	FEB	MAY	AUG	NOV
	Tuna	MAY	NOV		
	Prawns	FEB*	APR	JUL	OCT

	Wheat	JAN	APR	JUL	OCT
	Maize	JAN	APR	JUL	OCT
	Rice	JAN	AUG		

	Sugar	JUN	DEC
	Cocoa	APR	OCT

	Palm	FEB	MAY	AUG	NOV
	Soyabean	APR	JUL	OCT	
	Rapeseed	JAN	MAY	AUG	NOV
	Sunflower	FEB	MAY	AUG	NOV

	Apple juice	JUN	DEC
	Orange juice	MAR	SEP
	Coffee	JAN	JUL
	Tea	MAR	SEP

	Oranges	MAR	SEP		
	Apples	JAN	JUL		
	Pears	JAN	JUL		
	Bananas	DEC			
	Grapes	FEB	AUG		
	Potatoes	FEB	MAY	AUG	NOV
	Onions	APR	OCT		
	Tomatoes	OCT			

	Peanuts	MAY	NOV
	Almonds	APR	OCT
	Hazelnuts	APR	OCT
	Cashews	JUN	DEC
	Sultana	APR	OCT
	Brazil nuts	MAR	
	Dried Apricots	AUG	

	Black pepper	MAR	SEP
	Vanilla	AUG	
	Turmeric	MAY	NOV
	Cumin	JUN	
	Chilli	JULY	

	Paper	FEB*	JUN	DEC
---	-------	------	-----	-----

	Plastic	FEB*	JUN	DEC
---	---------	------	-----	-----

	Aluminium	MAR	SEP
	Steel	MAR	SEP

	Cotton	FEB*	JUL
---	--------	------	-----