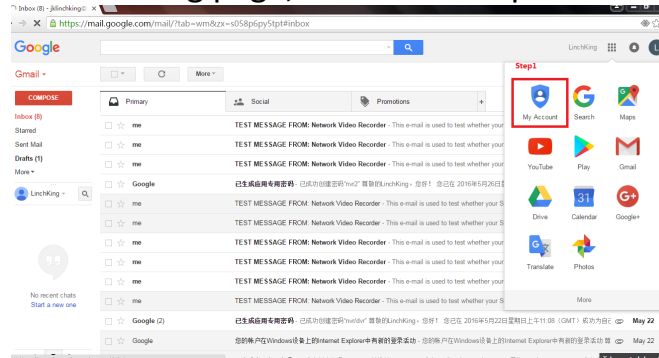
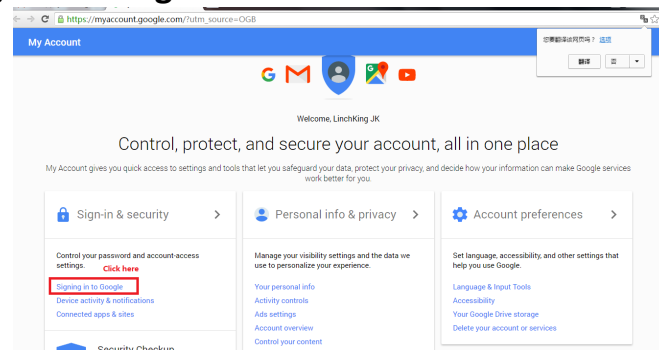


Step 1: Setting up a GMAIL account.

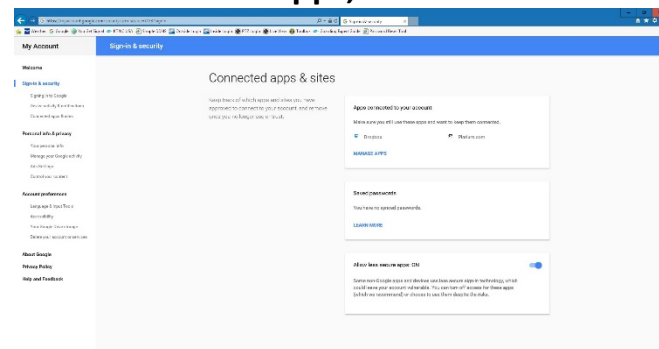
1. Go to **My Account** setting page, click on the square and click my account.



2. Click **Signing in to Google**.



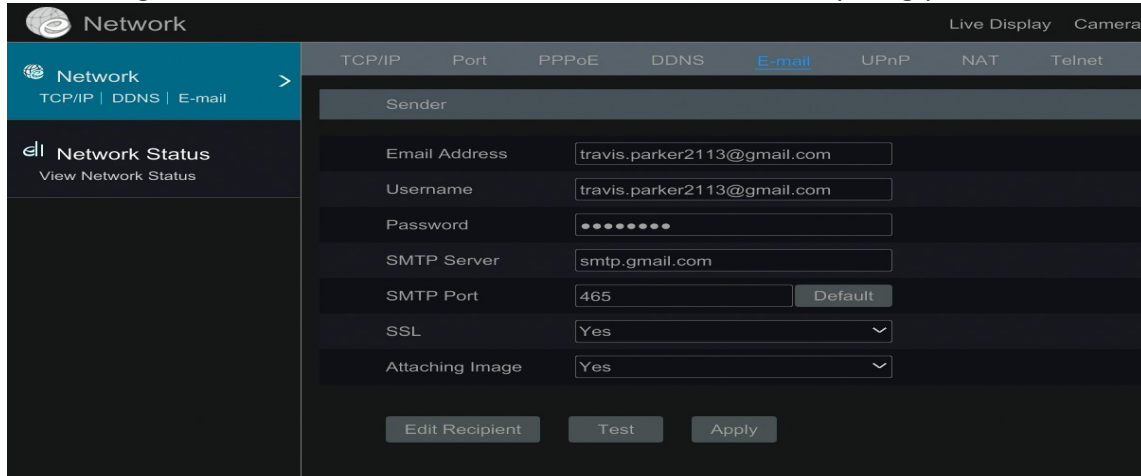
3. Turn On, **Allow all less secure apps**, at the bottom of the page.



Step 2 – Setting DVR/NVR Configurations

1. Setting Up Email Notifications on DVR/NVR

Go to **Settings/Network/Email**. Follow the picture below, just change the email address to your own, must be a Gmail account. “**Email Address**” and “**Username**” must be the same, i.e. “abc@gmail.com”. The Receivers email addresses can be anything you would like.



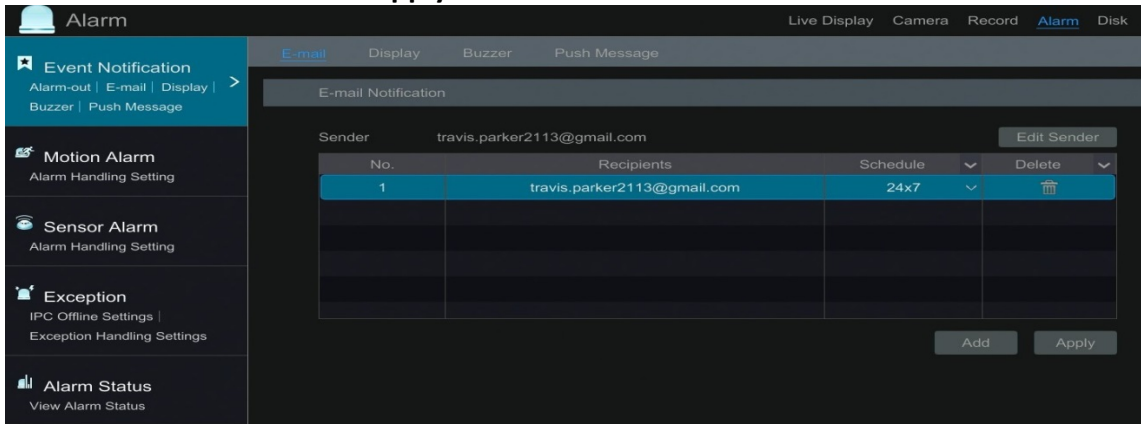
The screenshot shows the 'Network' settings page with the 'E-mail' tab selected. The configuration fields are as follows:

Field	Value
Sender	
Email Address	travis.parker2113@gmail.com
Username	travis.parker2113@gmail.com
Password	••••••••
SMTP Server	smtp.gmail.com
SMTP Port	465 (Default)
SSL	Yes
Attaching Image	Yes

Buttons at the bottom: Edit Recipient, Test, Apply.

2. Adding Recipients

Hit **Edit Recipient** or go to **Alarm** and click **Event Notification/Email**, enter in Email Address, click the **Add** button and hit **Apply** when done to save.



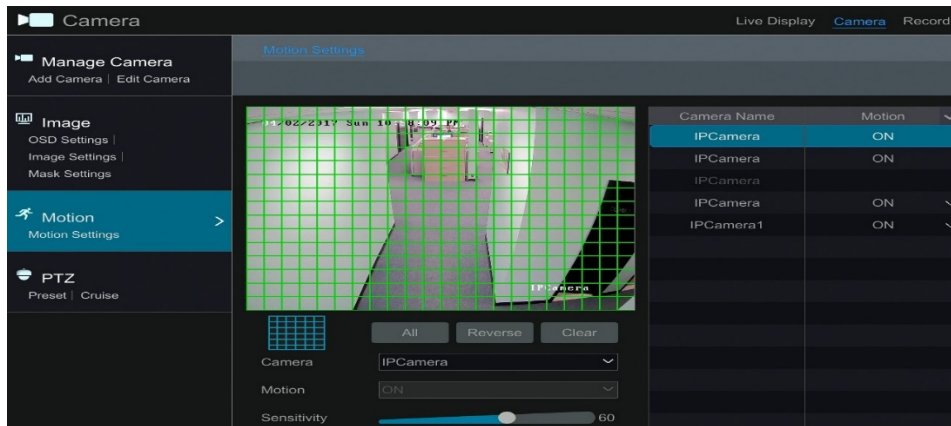
The screenshot shows the 'Alarm' settings page with the 'E-mail' tab selected under 'Event Notification'. The configuration is as follows:

E-mail Notification			
Sender		travis.parker2113@gmail.com	
No.	Recipients	Schedule	Delete
1	travis.parker2113@gmail.com	24x7	

Buttons at the bottom: Add, Apply.

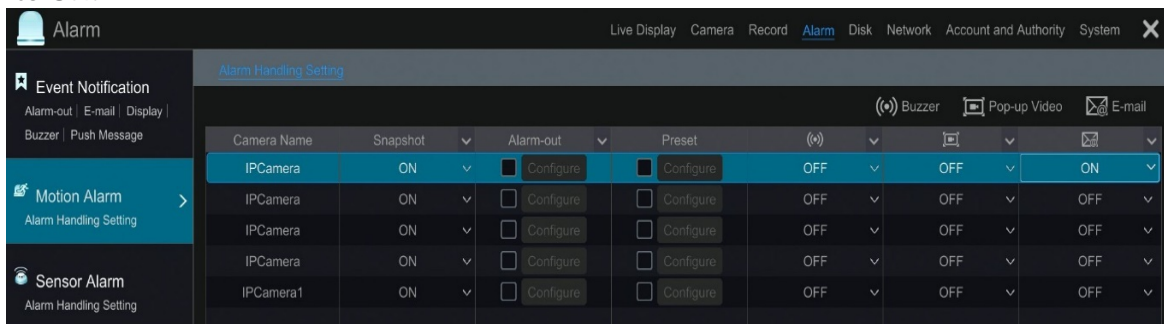
3. Enabling Motion Detection

Go to **Settings/Camera/Motion Settings** on the left and make sure camera “X” is enabled. Make sure the grid is over the field of view where you want the motion to be detected. Set the sensitivity at least to the middle setting. The setting all the way to the left is OFF. Then click apply to save.



4. Linking Email Too Motion.

Go to **Settings/Alarm/Motion Alarm** on the left, Select Camera and turn **Email** notification to **ON**.



You are now ready to receive email notifications.