

Urgent[®] PC

NEUROMODULATION SYSTEM

Treatment for Overactive Bladder

The Urgent PC System

- » Urgent PC stimulator - delivers electrical impulses
- » Needle electrode - transfers impulses to the tibial nerve
- » Lead set - connects adhesive pad, needle electrode and stimulator



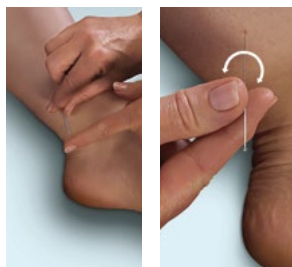
1. Get Comfortable

During treatment you will sit with your foot supported with a thin needle electrode inserted near your ankle. Impulses from the stimulator travel through the needle electrode, along your leg and to the nerves in your pelvis that control bladder function.



2. Needle Placement

Your clinician will press on your ankle to find the right place to insert the needle electrode and then clean that spot. You may feel a tap of the needle as it pierces your skin and is inserted.



3. Connect Stimulator

Your clinician will attach a round patch to the bottom of your foot and a clip onto the needle electrode. These connect you to the stimulator.



4. Adjust Treatment


Your clinician will turn on the stimulator and slowly increase the impulses. Your clinician will ask what you are feeling and watch for any movement in your toes. Your toes may flex or fan or you may feel a mild sensation in your ankle, across the bottom of the foot, or in your heel.

If there is no response:

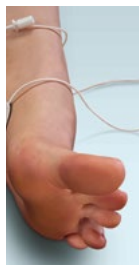
Your clinician may adjust the needle or stimulator, or try the other ankle.

If you are uncomfortable:

Tell your clinician right away! Your clinician may adjust the needle, reduce the level of stimulation, or try your other ankle.



Toe Flex



Toe Fan

5. Receive Treatment

Sit comfortably during your 30-minute treatment. Your clinician can make changes during treatment, if needed. At the end, your clinician will disconnect you and you'll be free to resume normal activities.



Treatment Schedule

- » 12 weekly, 30 minute treatments
- » Occasional treatments, usually once a month, to sustain results

For more
information visit
www.urgentpcinfo.com

Urgent PC is indicated for the treatment of Overactive Bladder and associated symptoms of urinary urgency, urinary frequency and urge incontinence. **CONTRAINDICATIONS:** Patients with pacemakers or implantable defibrillators, patients prone to excessive bleeding, patients with nerve damage that could impact either percutaneous tibial nerve or pelvic floor function, or patients who are pregnant or planning to become pregnant during the duration of the treatment. **PRECAUTIONS:** Patients with heart problems related to pacing. Most patients do not experience side-effects. If side-effects occur, they are typically temporary and include mild pain and skin inflammation at or near the stimulation site. **CAUTION:** Federal law (USA) restricts this device to sale by or on the order of a physician. For complete instructions for use, storage, warnings, indications, contraindications, precautions, adverse reactions and disclaimer of warranties, please refer to the insert accompanying each Urgent PC product or online at www.cogentixmedical.com. Urgent is a registered trademark. © 2015 Cogentix Medical. All rights reserved. 20214C 06/15

Cogentix Medical

5420 Feltl Rd, Minnetonka, MN 55343