

**MOONEY INTERNATIONAL CORPORATION
165 Al Mooney Road
KERRVILLE, TEXAS 78028**

**FAA APPROVED on Behalf of the CAAC
AIRPLANE FLIGHT MANUAL SUPPLEMENT
FOR
MOONEY M20R, M20TN**

**CHINESE PILOT'S OPERATING HANDBOOK SUPPLEMENT FOR
CHAPTER II LIMITATIONS PLACARDS**

MODEL NO. _____
REG. NO. _____
SERIAL NO. _____

This supplement must be attached to the FAA Approved Airplane Flight Manual when the aircraft is equipped and configured in accordance with Mooney Drawing Number 150086 (October 21, 2014) or later CAAC Approved revision. The information contained herein supplements the information of the basic Airplane Flight Manual. For limitations, procedures and performance information not contained in this supplement, consult the basic Airplane Flight Manual.

FAA APPROVED: 

Scott Horn
Manager, Aircraft Certification Office
FEDERAL AVIATION ADMINISTRATION
10101 Hillwood Parkway
Fort Worth, Texas 76177

DATE: January 22, 2016

FAA APPROVED on behalf on the General Administration of Civil Aviation of China for Chinese registered aircraft, in Normal Category based on CAR PART 3, applicable portions of FAR PART 23, and when applicable components are installed in accordance with Mooney Drawing 150086; applicable to Model M20R and and M20TN S/N listed above only.

This handbook meets GAMA Specification No. 1, SPECIFICATION FOR PILOT'S OPERATING HANDBOOK, issued February 15, 1975 revised October 18, 1996; Revision No. 2.

Copyright© 2015 All Rights Reserved Mooney International Corporation
165 Al Mooney Road Kerrville, Texas 78028 - www.mooney.com
Mooney SUPP0028



TABLE OF CONTENTS

SECTION	PAGE
I GENERAL	3
II LIMITATIONS	4
III EMERGENCY PROCEDURES	8
IV NORMAL PROCEDURES	8
V PERFORMANCE	8
VI WEIGHT AND BALANCE	8
VII SYSTEM DESCRIPTIONS	8
VIII HANDLING AND SERVICING	8
IV SUPPLEMENTAL DATA	8
V SAFETY INFORMATION	8

SECTION I - GENERAL

No change to this Section.



SECTION II - LIMITATIONS
DECALS AND PLACARDS

CABIN INTERIOR

The following Chinese placards are relevant to proper operation of the airplane and must be installed inside the cabin at the locations specified. When ordering replacement Decals and Placards, refer to the Mooney International Corporation IPC or find an Authorized Mooney Service Center at www.mooney.com.

WHEN ORDERING DECALS & PLACARDS CONTACT MOONEY SERVICE PARTS

(X) = MATERIAL (Y) = COLOR OF INK

150056-(X)0000(Y)

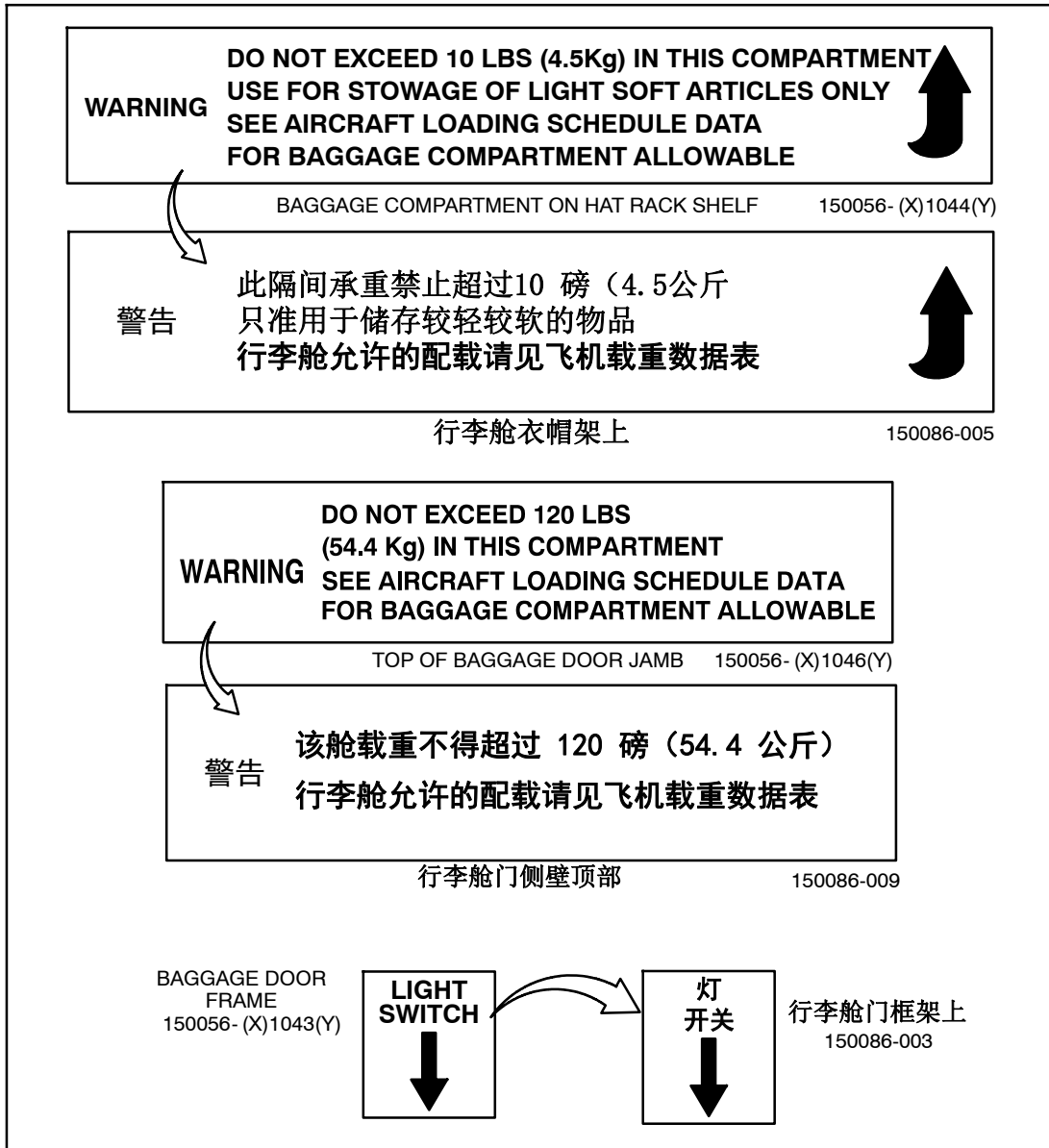
 <p style="text-align: center;">警告-气囊</p> <ul style="list-style-type: none"> ● 安装儿童座椅时，必须使用经批准的辅助儿童座椅锁扣，以解除气囊功能。 ● 儿童座椅如使用标准式气囊锁扣可能导致儿童身亡或重伤。 ● 标准使用情况下，气囊此侧朝向乘坐人员。 ● 正确使用方法请参阅飞行手册。 <p style="text-align: right;">150086-055</p>	 <p style="text-align: center;">警告-气囊</p> <p style="text-align: center;">本飞机无儿童座椅配置</p> <ul style="list-style-type: none"> ● 在此位置放置儿童座椅可能导致身亡或重伤。 ● 安全带此侧朝向乘坐人员。 <p style="text-align: right;">150086-053</p>
---	--

<p style="text-align: center;">WARNING:</p> <p style="text-align: center;">DO NOT EXCEED 170 LBS. (77.1 Kg) ON THIS SEAT BACK SEE AIRCRAFT LOADING SCHEDULE</p> <p style="text-align: center;">FWD END OF REAR SEAT BOTTOM STRUCTURE 150056- (X)1041(Y)</p>	<p style="text-align: center;">警告：</p> <p style="text-align: center;">本座椅不能承受超过 170 磅.(77.1 公斤)的重量。 请见飞机载重表。</p> <p style="text-align: center;">后排座椅底部结构的前端 150086-001</p>
---	--

<p style="text-align: center;">AUXILIARY EXIT DO NOT OPEN IN FLIGHT</p> <p style="text-align: center;">TO OPEN</p> <ol style="list-style-type: none"> 1. PULL OFF COVER 2. PULL CABLE EXTRACTING LOCK PIN 3. ACTUATE HANDLE <p style="text-align: center;">TO CLOSE</p> <ol style="list-style-type: none"> 1. STORE HANDLE 2. INSERT LOCK PIN 3. INSTALL COVER 4. CLOSE AND LATCH DOOR USING OUTSIDE HANDLE 5. LOCK DOOR <p style="text-align: center;">ABOVE INSIDE BAGGAGE DOOR HANDLE 150056- (X)1045(Y)</p>	<p style="text-align: center;">备用出口 飞行中严禁打开 如需打开：</p> <ol style="list-style-type: none"> 1. 拉开保护盖 2. 拉出锁销 3. 操作手柄打开 <p style="text-align: center;">如需关闭：</p> <ol style="list-style-type: none"> 1. 收回手柄 2. 插入锁销 3. 安装保护盖 4. 用外部手柄关闭和闩上舱门 5. 锁好舱门 <p style="text-align: center;">行李舱门内侧手柄上 150086-007</p>
--	---

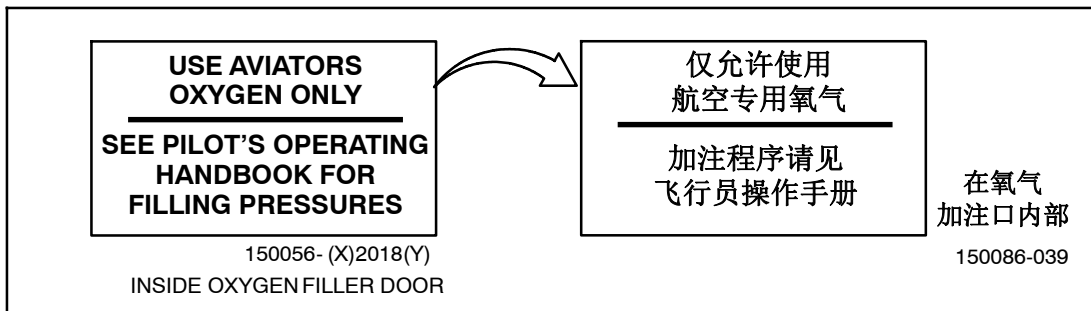


CABIN INTERIOR (cont'd)



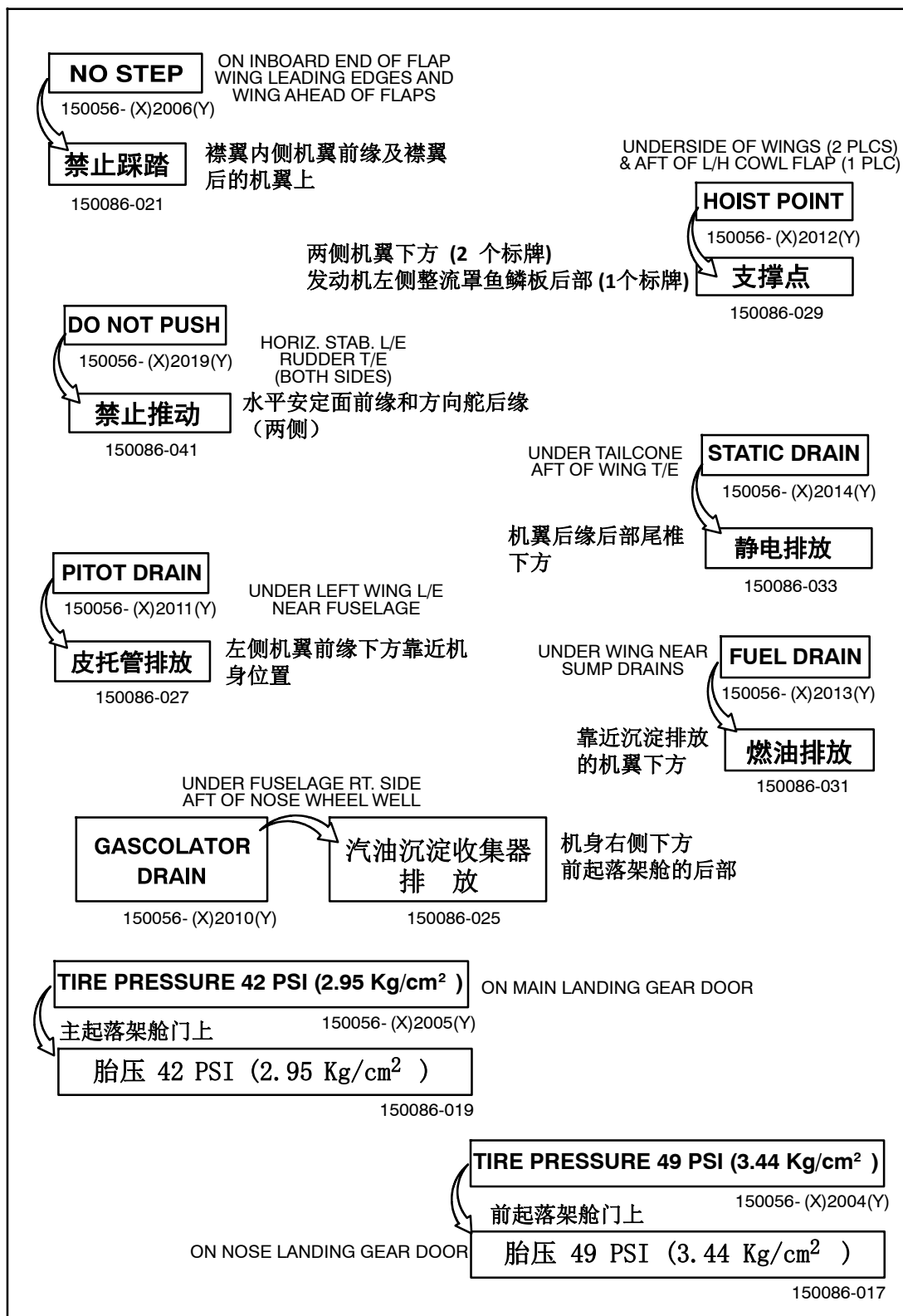
FUSELAGE INTERIOR

The following Chinese placards are relevant to proper operation of the airplane and must be installed inside the fuselage at the locations specified. When ordering replacement Decals and Placards, refer to the Mooney International Corporation M20 IPC or find an Authorized Mooney Service Center at www.mooney.com.



EXTERIOR

The following Chinese placards are relevant to proper operation of the airplane and must be installed on the exterior of the aircraft at the locations specified. When ordering replacement Decals and Placards, refer to the Mooney International Corporation IPC or find an Authorized Mooney Service Center at www.mooney.com.



EXTERIOR (cont'd)

ON NOSE LANDING GEAR SPINDLE ASSEMBLY

WARNING
DO NOT EXCEED TOWING LIMITS ↑

150056- (X)2003(Y)

警告
禁止超过牵引限制 ↑

在前起落架轴组件上 150086-015

TOWING LIMITS

150056- (X)2022(Y)

牵引限制

150086-043

ON NOSE LANDING GEAR LEG ASSEMBLY
在前起落架支柱组件上

ON BOTH FUEL FILLER CAPS

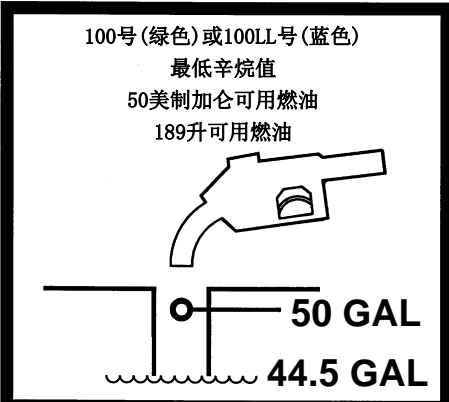
FUEL - 100 (GREEN) OR 100LL (BLUE) MIN OCT
44.5 U.S. GAL USABLE
168.5 LITERS USABLE

150056-2008

在两侧加油盖上
燃油 - 100 (绿色) 或 100LL (蓝色) 最低辛烷值
44.5 美制加仑可用燃油
168.5 升可用燃油

150056- (X)2008(Y)

100号 (绿色) 或100LL号 (蓝色)
最低辛烷值
50美制加仑可用燃油
189升可用燃油



左右机翼顶部
加油口处
(选装)

Effective with
S/N 31-0080 and ON

仅限使用航空汽油



100LL号



100号

左右机翼顶部
加油口处

150086-023



SECTION III - EMERGENCY PROCEDURES

No change to this Section.

SECTION IV - NORMAL

No change to this Section.

SECTION V - PERFORMANCE

No change to this Section.

SECTION VI - WEIGHT AND BALANCE

No change to this Section.

SECTION VII - AIRPLANE & SYSTEM DESCRIPTIONS

No change to this Section.

SECTION VIII - HANDLING & SERVICE

No change to this Section.

SECTION IX - SUPPLEMENTAL DATA

No change to this Section.

SECTION X - SAFETY INFORMATION

No change to this Section.

