



Vehicle Information


Date: February 16, 2018
Vehicle: 2015 Ford Expedition Utility 4D Limited 4WD 3.5L V6 Turbo
VIN: 1FMJU2AT0FEF26570
Weight: 5,846

New Cars/Trucks Values

Powered by Chrome Data	Base	Options	Destination	Adjusted Value
Base MSRP	\$57,220	\$4,310	\$1,195	\$62,725
NADA New Vehicle Values				
Low	N/A	N/A	N/A	N/A
Average	N/A	N/A	N/A	N/A
High	N/A	N/A	N/A	N/A

Optional Equipment

	Invoice	MSRP
2ND ROW BUCKET SEATS Code: 21B	\$694.00	\$795.00
BLIS (BLIND SPOT INFORMATION SYSTEM) Code: 55B	\$428.00	\$490.00
EQUIPMENT GROUP 301A SAVINGS *DISCOUNT* Code: -RET301A	\$-554.00	\$-635.00
POWER DEPLOYABLE RUNNING BOARDS Code: 185	\$868.00	\$995.00
POWER MOONROOF Code: 43M	\$868.00	\$995.00
REAR LOAD-LEVELING SUSPENSION Code: 68R	\$245.00	\$280.00
VOICE-ACTIVATED NAVIGATION SYSTEM W/HD RADIO Code: 59N	\$637.00	\$730.00
3.31 AXLE RATIO (STD) Code: X15	\$0.00	\$0.00
ENGINE: 3.5L V6 ECOBOOST (STD) Code: 99T	\$0.00	\$0.00
EQUIPMENT GROUP 301A -inc: SiriusXM Satellite Radio Activation and programming subject to geographical location and availability, Power Deployable Running Boards, Voice-Activated Navigation System w/HD Radio, Power Moonroof *GROSS* Code: 301A-0	\$2431.00	\$2785.00
STANDARD PAINT Code: -PAINT	\$0.00	\$0.00
WHITE PLATINUM METALLIC TRI-COAT Code: UG	\$519.00	\$595.00
DUNE, HEATED & COOLED PERFORATED LEATHER FR BUCKET SEATS -inc: 8 passenger seating, 10-way power driver and passenger seats w/power recline and 2-way power lumbar, driver seat memory, 40/20/40 split heated 2nd row and 3rd row 60/40 PowerFold Code: XD	\$0.00	\$0.00



Invoice

MSRP

TRANSMISSION: 6-SPEED AUTOMATIC W/SELECTSHIFT
(STD) Code: 446

\$0.00

\$0.00

Standard Equipment

ENTERTAINMENT

- Automatic Equalizer
- Digital Signal Processor
- Radio w/Seek-Scan, Clock, Steering Wheel Controls, Voice Activation and Radio Data System
- Radio: Premium Sony Sound System w/Single-Disc/MP3-inc: speed sensitive volume, input jack, rear audio controls, 12-speakers, MyFord Touch w/2 4.2" screens in instrument cluster and 8" touch-screen in center stack, SiriusXM Satellite Radio Activation and programming subject to geographical location and availability
- Regular Amplifier
- Turn-By-Turn Navigation Directions
- Window Grid Antenna

EXTERIOR

- Black Side Windows Trim and Black Front Windshield Trim
- Body-Colored Bodyside Cladding and Body-Colored Fender Flares
- Body-Colored Front Bumper w/Body-Colored Rub Strip/Fascia Accent and 2 Tow Hooks
- Body-Colored Power Heated Side Mirrors w/Driver Auto Dimming, Convex Spotter, Power Folding and Turn Signal Indicator
- Body-Colored Rear Step Bumper w/Body-Colored Rub Strip/Fascia Accent
- Chrome Door Handles
- Chrome Grille
- Clearcoat Paint
- Deep Tinted Glass
- Flip-Up Rear Window w/Fixed Interval Wiper, Heated Wiper Park and Defroster
- Front Fog Lamps
- Full-Size Spare Tire Stored Underbody w/Crankdown
- Fully Automatic Projector Beam Halogen Headlamps w/Delay-Off
- Galvanized Steel/Aluminum Panels
- Perimeter/Approach Lights
- Power Liftgate Rear Cargo Access
- Roof Rack
- Running Boards
- Speed Sensitive Rain Detecting Variable Intermittent Wipers
- Steel Spare Wheel
- Tailgate/Rear Door Lock Included w/Power Door Locks
- Tires: P275/55R20 AT BSW
- Wheels: 20" Polished Aluminum


INTERIOR

- 2 Seatback Storage Pockets
- 3 12V DC Power Outlets
- 3 12V DC Power Outlets and 1 AC Power Outlet
- Analog Display
- Cargo Space Lights
- Carpet Floor Trim
- Compass
- Cruise Control w/Steering Wheel Controls
- Dashboard Storage, Driver / Passenger And Rear Door Bins
- Day-Night Auto-Dimming Rearview Mirror
- Delayed Accessory Power
- Driver And Passenger Visor Vanity Mirrors w/Driver And Passenger Illumination, Driver And Passenger Auxiliary Mirror
- Dual Zone Front Automatic Air Conditioning
- Fade-To-Off Interior Lighting
- Fixed Split-Bench Vinyl 3rd Row Seat Front and 2 Fixed Head Restraints
- FOB Controls-inc: Remote Engine Start
- Front And Rear Map Lights
- Front Center Armrest
- Front Cigar Lighter(s)
- Front Cupholder
- Front Facing Manual Reclining Fold Forward Seatback Leather Rear Seat
- Full Carpet Floor Covering-inc: Carpet Front And Rear Floor Mats
- Full Cloth Headliner
- Full Floor Console w/Covered Storage, Full Overhead Console w/Storage, Conversation Mirror, 3 12V DC Power Outlets and 1 AC Power Outlet
- Garage Door Transmitter
- Gauges-inc: Speedometer, Odometer, Voltmeter, Oil Pressure, Engine Coolant Temp, Tachometer, Trip Odometer and Trip Computer

NADA Used Car Guide assumes no responsibility or liability for any errors or omissions or any revisions or additions made by anyone on this report.

NADA Used Car Guide and its logo are registered trademarks of National Automobile Dealers Association, used under license by J.D. Power and Associates.

©2018 J.D. Power and Associates



- Heated & Cooled Perforated Leather Fr Bucket Seats -inc: 8 passenger seating, 10-way power driver and passenger seats w/power recline and 2-way power lumbar, driver seat memory, 40/20/40 split heated 2nd row and 3rd row 60/40 PowerFold
- HVAC -inc: Underseat Ducts, Auxiliary Rear Heater and Headliner/Pillar Ducts
- Illuminated Glove Box
- Interior Trim -inc: Simulated Wood/Metal-look Instrument Panel Insert, Simulated Wood/Metal-look Door Panel Insert, Simulated Wood/Metal-look Console Insert and Chrome Interior Accents
- Keypad
- Leather Door Trim Insert
- Leather Gear Shift Knob
- Leather Steering Wheel
- Manual Adjustable Front Head Restraints and Fixed Rear Head Restraints
- Memory Settings -inc: Door Mirrors and Pedals
- Outside Temp Gauge
- Perimeter Alarm
- Power 1st Row Windows w/Driver 1-Touch Up/Down
- Power Adjustable Pedals
- Power Door Locks w/Autolock Feature
- Power Rear Windows and Power Vented 3rd Row Windows
- Power Tilt/Telescoping Steering Column
- Proximity Key For Doors And Push Button Start
- Rear Cupholder
- Rear HVAC w/Separate Controls
- Remote Keyless Entry w/Integrated Key Transmitter, Illuminated Entry and Panic Button
- Remote Releases -inc: Keyfob Rear Window
- Seats w/Leatherette Back Material
- Securilock Anti-Theft Ignition (pats) Engine Immobilizer
- SYNC Communications & Entertainment System -inc: Voice-activated
- SYNC Services Selective Service Internet Access
- Systems Monitor
- Trip Computer
- Trunk/Hatch Auto-Latch

MECHANICAL

- 1590# Maximum Payload
- 250 Amp Alternator
- 28 Gal. Fuel Tank
- 3.31 Axle Ratio
- 4-Wheel Disc Brakes w/4-Wheel ABS, Front And Rear Vented Discs, Brake Assist, Hill Descent Control and Hill Hold Control
- 72-Amp/Hr 650CCA Maintenance-Free Battery w/Run Down Protection
- Auto Locking Hubs
- Class IV Towing w/Harness, Hitch, Brake Controller and Trailer Sway Control
- Double Wishbone Front Suspension w/Coil Springs
- Electric Power-Assist Speed-Sensing Steering
- Electronic Transfer Case
- Engine: 3.5L V6 EcoBoost
- Front And Rear Anti-Roll Bars
- Gas-Pressurized Shock Absorbers
- GVWR: 7,500 lbs Payload Package
- Multi-Link Rear Suspension w/Coil Springs
- Part And Full-Time Four-Wheel Drive
- Single Stainless Steel Exhaust w/Chrome Tailpipe Finisher
- Transmission w/Driver Selectable Mode and HD Oil Cooler
- Transmission: 6-Speed Automatic w/SelectShift

SAFETY

- ABS And Driveline Traction Control
- Advancetrac w/Roll Stability Control Electronic Stability Control (ESC) And Roll Stability Control (RSC)
- Airbag Occupancy Sensor
- Back-Up Camera
- Dual Stage Driver And Passenger Front Airbags
- Dual Stage Driver And Passenger Seat-Mounted Side Airbags
- Front And Rear Parking Sensors
- Low Tire Pressure Warning
- Mykey System -inc: Top Speed Limiter, Audio Volume Limiter, Early Low Fuel Warning, Programmable Sound Chimes and Beltminder w/Audio Mute
- Outboard Front Lap And Shoulder Safety Belts -inc: Rear Center 3 Point, Height Adjusters and Pretensioners
- Rear Child Safety Locks
- Safety Canopy System Curtain 1st, 2nd And 3rd Row Airbags
- Side Impact Beams

Technical Specifications

Brakes

- Brake ABS System (Second Line) 4-Wheel



- Brake ABS System 4-Wheel
- Brake Type N/A
- Disc - Front (Yes or) Yes
- Disc - Rear (Yes or) Yes
- Drum - Rear (Yes or)
- Front Brake Rotor Diam x Thickness 13.5in
- Rear Brake Rotor Diam x Thickness 13.2in
- Rear Drum Diam x Width in

Cargo Area Dimensions

- Cargo Area Length @ Floor to Seat 1 82.5in
- Cargo Area Length @ Floor to Seat 2 44.4in
- Cargo Area Length @ Floor to Seat 3 13.1in
- Cargo Area Width @ Beltline N/Ain
- Cargo Box (Area) Height 34.6in
- Cargo Box Width @ Floor N/Ain
- Cargo Box Width @ Top, Rear N/Ain
- Cargo Box Width @ Wheelhousings 49.2in
- Cargo Volume N/Aft³
- Cargo Volume to Seat 1 108.3ft³
- Cargo Volume to Seat 2 55ft³
- Cargo Volume to Seat 3 18.6ft³
- Ext'd Cab Cargo Volume N/Aft³
- Tailgate Width N/Ain

Cooling System

- Total Cooling System Capacity N/Aqts

Electrical

- Cold Cranking Amps @ 0Å° F (2nd) 650
- Cold Cranking Amps @ 0Å° F (3rd) N/A
- Cold Cranking Amps @ 0Å° F (Primary) 650
- Maximum Alternator Capacity (amps) 250

Emissions

- EPA Greenhouse Gas Score N/A
- Tons/yr of CO₂ Emissions @ 15K mi/year 10.4

Engine

- Displacement 3.5 L/213
- Engine Oil Cooler None
- Engine Order Code 99T
- Engine Type Twin Turbo Regular Unleaded V-6
- Fuel System Gasoline Direct Injection
- SAE Net Horsepower @ RPM 365 @ 5000
- SAE Net Torque @ RPM 420 @ 2500

Exterior Dimensions

- Body Length 0.00ft
- Cab to Axle N/Ain
- Cab to Body N/Ain
- Cab to End of Frame N/Ain
- Frame Width, Rear N/Ain
- Front Bumper to Back of Cab N/Ain
- Ground Clearance, Front N/Ain
- Ground Clearance, Rear N/Ain
- Ground to Top of Frame N/Ain
- Ground to Top of Load Floor N/Ain
- Height, Overall 77.2in
- Length, Overall 206.5in
- Liftover Height 34.8in
- Min Ground Clearance 8.7in
- Overhang, Front N/Ain
- Overhang, Rear w/o bumper N/Ain
- Rear Door Opening Height N/Ain
- Rear Door Opening Width N/Ain
- Track Width, Front 67in
- Track Width, Rear 67.2in
- Wheelbase 119in



- Width, Max w/o mirrors 78.8in

Frame

- Frame RBM N/AN/A
- Frame Strength N/Albs
- Frame Thickness N/Ain
- Frame Type N/A
- Sect Modulus Rails Only N/Ain³

Fuel Tank

- Aux Fuel Tank Capacity, Approx N/Agal
- Aux Fuel Tank Location Midship
- Fuel Tank Capacity, Approx 28gal
- Fuel Tank Location Midship

Interior Dimensions

- Front Head Room 39.6in
- Front Hip Room 60.2in
- Front Leg Room 41.1in
- Front Shoulder Room 63.2in
- Passenger Capacity 7
- Second Head Room 39.8in
- Second Hip Room 59.9in
- Second Leg Room 39.1in
- Second Shoulder Room 63.7in
- Third Head Room 38.3in
- Third Hip Room 50.2in
- Third Leg Room 37.7in
- Third Shoulder Room 51.9in

Mileage

- Cruising Range - City 420.00mi
- Cruising Range - Hwy 560.00mi
- EPA Fuel Economy Est - City 15MPG
- EPA Fuel Economy Est - Hwy 20MPG
- Fuel Economy Est-Combined 17MPG

Steering


- Steering Ratio (:1), At Lock N/A
- Steering Ratio (:1), On Center N/A
- Steering Ratio (:1), Overall N/A
- Steering Type Rack-Pinion
- Turning Diameter - Curb to Curb 40.8ft
- Turning Diameter - Wall to Wall N/Aft

Suspension

- Axle Capacity - Front N/Albs
- Axle Capacity - Rear N/Albs
- Axle Ratio (:1) - Front 3.31
- Axle Ratio (:1) - Rear 3.31
- Axle Type - Front Independent
- Axle Type - Rear Independent
- Shock Absorber Diameter - Front N/Amm
- Shock Absorber Diameter - Rear N/Amm
- Spring Capacity - Front N/Albs
- Spring Capacity - Rear N/Albs
- Stabilizer Bar Diameter - Front N/Ain
- Stabilizer Bar Diameter - Rear N/Ain
- Suspension Type - Front Double Wishbone
- Suspension Type - Rear Multi-Link

Tires

- Front Tire Capacity N/Albs
- Front Tire Order Code
- Front Tire Size P275/55SR20
- Rear Tire Capacity N/Albs
- Rear Tire Order Code



- Rear Tire Size P275/55SR20
- Revolutions/Mile @ 45 mph - Front N/A
- Revolutions/Mile @ 45 mph - Rear N/A
- Revolutions/Mile @ 45 mph - Spare N/A
- Spare Tire Capacity N/A lbs
- Spare Tire Order Code
- Spare Tire Size Full-Size

Trailer

- Dead Weight Hitch - Max Tongue Wt. 660lbs
- Dead Weight Hitch - Max Trailer Wt. 6600lbs
- Maximum Trailing Capacity 6600lbs
- Wt Distributing Hitch - Max Tongue Wt. 660lbs
- Wt Distributing Hitch - Max Trailer Wt. 6600lbs

Transmission

- Clutch Size N/A in
- Drivetrain Four Wheel Drive
- Fifth Gear Ratio (:1) 0.87
- Final Drive Axle Ratio (:1) N/A
- First Gear Ratio (:1) 4.17
- Fourth Gear Ratio (:1) 1.14
- Reverse Ratio (:1) 3.40
- Second Gear Ratio (:1) 2.34
- Sixth Gear Ratio (:1) 0.69
- Third Gear Ratio (:1) 1.54
- Trans Description Cont. Again
- Trans Description Cont. Automatic w/OD
- Trans Order Code 446
- Trans Power Take Off N/A
- Trans Type 6
- Transfer Case Gear Ratio (:1), High N/A
- Transfer Case Gear Ratio (:1), Low N/A
- Transfer Case Model N/A
- Transfer Case Power Take Off No

Weight Information

- As Spec'd Curb Weight 5911.00lbs
- As Spec'd Payload 1589.00lbs
- Curb Weight - Front 2975lbs
- Curb Weight - Rear 2871lbs
- Curb Weight 5846.00lbs
- Gross Axle Weight Rating N/A lbs
- Gross Axle Wt Rating - Front N/A lbs
- Gross Axle Wt Rating - Rear N/A lbs
- Gross Combined Wt Rating 12500lbs
- Gross Vehicle Weight Rating 7500.00lbs
- Maximum Payload Capacity 1654.00lbs
- Option Weight - Front 37.00lbs
- Option Weight - Rear 28.00lbs
- Payload Weight Front 0lbs
- Payload Weight Rear 0lbs
- Reserve Axle Capacity - Front N/A lbs
- Reserve Axle Capacity - Rear N/A lbs
- Reserve Axle Capacity N/A lbs
- Standard Weight - Front 0lbs
- Standard Weight - Rear 0lbs
- Total Option Weight 65.00lbs

Wheels

- Front Wheel Material Aluminum
- Front Wheel Size 20 X 8.5in
- Rear Wheel Material Aluminum
- Rear Wheel Size 20 X 8.5in
- Spare Wheel Material Steel
- Spare Wheel Size Full-Size in