



## Vehicle Information

**Date:** April 13, 2018  
**Vehicle:** 2017 Volkswagen Jetta Sedan 4D SE 1.4L I4 Turbo Auto  
**VIN:** 3VWDB7AJ3HM292146  
**Weight:** 2,939

## New Cars/Trucks Values

Powered by Chrome Data	Base	Options	Destination	Adjusted Value
Base MSRP	\$21,995	N/A	\$820	<b>\$22,815</b>
<b>NADA New Vehicle Values</b>				
Low	\$16,393	N/A	\$820	<b>\$17,213</b>
Average	\$17,690	N/A	\$820	<b>\$18,510</b>
High	\$19,198	N/A	\$820	<b>\$20,018</b>

## Optional Equipment

	Invoice	MSRP
STANDARD PAINT Code: -PAINT	\$0.00	\$0.00
PLATINUM GRAY METALLIC Code: 2R2R	\$0.00	\$0.00
TITAN BLACK, V-TEX LEATHERETTE SEAT TRIM Code: QR	\$0.00	\$0.00


## Standard Equipment

### ENTERTAINMENT

- 1 LCD Monitor In The Front
- Audio Theft Deterrent
- Radio w/Seek-Scan, MP3 Player, Clock, Speed Compensated Volume Control, Steering Wheel Controls, Voice Activation and Radio Data System
- Radio: Composition Media w/6.3" Touchscreen-inc: AM/FM/HD radio, CD player w/USB input and aux-in, 4-speaker audio system, VW Car-Net security and service (connected car service -limited subscription), VW Car-Net app-connect smartphone integration and interface, Bluetooth connectivity and SiriusXM Satellite radio (limited-time trial subscription)
- Window Grid Diversity Antenna

### EXTERIOR

- Aero-Composite Halogen Daytime Running Headlamps
- Black Door Handles
- Black Grille w/Chrome Accents
- Body-Colored Front Bumper
- Body-Colored Power Heated Side Mirrors w/Manual Folding and Turn Signal Indicator
- Body-Colored Rear Bumper
- Chrome Side Windows Trim
- Clearcoat Paint
- Express Open/Close Sliding And Tilting Glass 1st Row Sunroof w/Sunshade
- Fixed Rear Window w/Defroster
- Front License Plate Bracket
- Full-Size Spare Tire Mounted Inside Under Cargo
- Fully Galvanized Steel Panels
- Light Tinted Glass
- Steel Spare Wheel
- Tires: 16" All-Season



- Trunk Rear Cargo Access
- Variable Intermittent Wipers w/Heated Jets
- Wheels: 16" Sedona Black Alloy

## INTERIOR

- 1 Seatback Storage Pocket
- 2 12V DC Power Outlets
- 60/40 Folding Bench Front Facing Fold Forward Seatback Rear Seat
- Air Filtration
- Analog Display
- Cargo Space Lights
- Carpet Floor Trim
- Cruise Control w/Steering Wheel Controls
- Day-Night Rearview Mirror
- Delayed Accessory Power
- Driver / Passenger And Rear Door Bins
- Driver And Passenger Visor Vanity Mirrors
- Driver Foot Rest
- Engine Immobilizer
- Fade-To-Off Interior Lighting
- FOB Controls -inc: Trunk/Hatch/Tailgate
- Front Cupholder
- Full Carpet Floor Covering
- Full Cloth Headliner
- Full Floor Console w/Covered Storage, Mini Overhead Console w/Storage and 2 12V DC Power Outlets
- Gauges -inc: Speedometer, Odometer, Tachometer, Trip Odometer and Trip Computer
- Heated Front Comfort Seats -inc: manually adjustable front seats w/driver's side manually adjustable lumbar support
- HVAC -inc: Underseat Ducts
- Illuminated Glove Box
- Interior Trim -inc: Metal-Look Instrument Panel Insert, Metal-Look Door Panel Insert and Chrome/Metal-Look Interior Accents
- Leather/Piano Black Steering Wheel
- Manual Adjustable Front Head Restraints and Manual Adjustable Rear Head Restraints
- Manual Air Conditioning
- Manual Tilt/Telescoping Steering Column
- Outside Temp Gauge
- Power 1st Row Windows w/Front And Rear 1-Touch Up/Down
- Power Door Locks w/Autolock Feature
- Power Fuel Flap Locking Type
- Power Rear Windows
- Proximity Key For Doors And Push Button Start
- Rear Cupholder
- Rear Map Lights
- Redundant Digital Speedometer
- Remote Keyless Entry w/Integrated Key Transmitter, Illuminated Entry, Illuminated Ignition Switch and Panic Button
- Remote Releases -inc: Power Cargo Access
- Seats w/Leatherette Back Material
- Sliding Front Center Armrest and Rear Center Armrest w/Pass-Thru
- Systems Monitor
- Trip Computer
- V-Tex Leatherette Seat Trim
- Vw Car-Net Selective Service Internet Access
- Vw Car-Net Tracker System

## MECHANICAL

- 14.5 Gal. Fuel Tank
- 140 Amp Alternator
- 4-Wheel Disc Brakes w/4-Wheel ABS, Front Vented Discs, Brake Assist and Hill Hold Control
- 60-Amp/Hr 540CCA Maintenance-Free Battery w/Run Down Protection
- Electric Power-Assist Speed-Sensing Steering
- Engine Oil Cooler
- Engine: 1.4L TSI I-4 Turbocharged -inc: DOHC 16-valve, direct injection
- Front And Rear Anti-Roll Bars
- Front-Wheel Drive
- Gas-Pressurized Shock Absorbers
- Multi-Link Rear Suspension w/Coil Springs
- Security System Pre-Wiring
- Single Stainless Steel Exhaust
- Strut Front Suspension w/Coil Springs
- Transmission: 6-Speed Automatic w/Tiptronic

## SAFETY

- ABS And Driveline Traction Control
- Airbag Occupancy Sensor
- and Rear Cross Traffic Alert Rear Collision



- Back-Up Camera
- Blind Spot Monitor Blind Spot Sensor
- Curtain 1st And 2nd Row Airbags
- Dual Stage Driver And Passenger Front Airbags
- Dual Stage Driver And Passenger Seat-Mounted Side Airbags
- Electronic Stability Control (ESC)
- Low Tire Pressure Warning
- Outboard Front Lap And Shoulder Safety Belts -inc: Rear Center 3 Point, Height Adjusters and Pretensioners
- Rear Child Safety Locks
- Side Impact Beams
- Vw Car-Net Emergency Sps

## Technical Specifications

### Brakes

- Brake ABS System (Second Line) N/A
- Brake ABS System 4-Wheel
- Brake Type N/A
- Disc - Front (Yes or ) Yes
- Disc - Rear (Yes or ) Yes
- Drum - Rear (Yes or )
- Front Brake Rotor Diam x Thickness 11.3in
- Rear Brake Rotor Diam x Thickness 10in
- Rear Drum Diam x Width in

### Cargo Area Dimensions

- Trunk Volume 15.7ft<sup>3</sup>

### Cooling System

- Total Cooling System Capacity N/Aqts

### Electrical

- Cold Cranking Amps @ 0Â° F (Primary) 540
- Maximum Alternator Capacity (amps) 140

### Emissions

- EPA Greenhouse Gas Score N/A
- Tons/yr of CO<sub>2</sub> Emissions @ 15K mi/year 5.5

### Engine

- Displacement 1.4 L/85
- Engine Order Code
- Engine Type Intercooled Turbo Regular Unleaded I-4
- Fuel System Gasoline Direct Injection
- SAE Net Horsepower @ RPM 150 @ 5000
- SAE Net Torque @ RPM 184 @ 1400


### Exterior Dimensions

- Height, Overall 57.2in
- Length, Overall 183.3in
- Liftover Height N/Ain
- Min Ground Clearance 5.2in
- Track Width, Front 60.4in
- Track Width, Rear 60.3in
- Wheelbase 104.4in
- Width, Max w/o mirrors 70in

### Fuel Tank

- Aux Fuel Tank Capacity, Approx N/Agal
- Fuel Tank Capacity, Approx 14.5gal

### Interior Dimensions



- Front Head Room 38.2in
- Front Hip Room N/Ain
- Front Leg Room 41.2in
- Front Shoulder Room 55.2in
- Passenger Capacity 5
- Passenger Volume 94.1ft<sup>3</sup>
- Second Head Room 37.1in
- Second Hip Room N/Ain
- Second Leg Room 38.1in
- Second Shoulder Room 53.6in

## Mileage

- Battery Range N/Ami
- Cruising Range - City 406.00mi
- Cruising Range - Hwy 551.00mi
- EPA Fuel Economy Est - City 28MPG
- EPA Fuel Economy Est - Hwy 38MPG
- EPA MPG Equivalent - City N/A
- EPA MPG Equivalent - Combined N/A
- EPA MPG Equivalent - Hwy N/A
- Fuel Economy Est-Combined 32MPG

## Steering

- Lock to Lock Turns (Steering) N/A
- Steering Ratio (:1), Overall N/A
- Steering Type Rack-Pinion
- Turning Diameter - Curb to Curb 36.4ft
- Turning Diameter - Wall to Wall N/Aft

## Suspension

- Shock Absorber Diameter - Front N/Amm
- Shock Absorber Diameter - Rear N/Amm
- Stabilizer Bar Diameter - Front N/Ain
- Stabilizer Bar Diameter - Rear N/Ain
- Suspension Type - Front (Cont.) Strut
- Suspension Type - Front Strut
- Suspension Type - Rear (Cont.) Multi-Link
- Suspension Type - Rear Multi-Link

## Tires


- Front Tire Order Code
- Front Tire Size P205/55HR16
- Rear Tire Order Code
- Rear Tire Size P205/55HR16
- Spare Tire Order Code
- Spare Tire Size Full-Size

## Trailer

- Dead Weight Hitch - Max Tongue Wt. N/Albs
- Dead Weight Hitch - Max Trailer Wt. N/Albs
- Wt Distributing Hitch - Max Tongue Wt. N/Albs
- Wt Distributing Hitch - Max Trailer Wt. N/Albs

## Transmission

- Clutch Size N/Ain
- Drivetrain Front Wheel Drive
- Fifth Gear Ratio (:1) 0.85
- Final Drive Axle Ratio (:1) 3.23
- First Gear Ratio (:1) 4.46
- Fourth Gear Ratio (:1) 1.14
- Reverse Ratio (:1) 3.19
- Second Gear Ratio (:1) 2.51
- Sixth Gear Ratio (:1) 0.67
- Third Gear Ratio (:1) 1.56
- Trans Description Cont. Again
- Trans Description Cont. Automatic w/OD
- Trans Order Code
- Trans Type 6



## Vehicle

- EPA Classification Compact Cars

## Weight Information

- Base Curb Weight 3025lbs

## Wheels

- Front Wheel Material Aluminum
- Front Wheel Size 16 X 6.5in
- Rear Wheel Material Aluminum
- Rear Wheel Size 16 X 6.5in
- Spare Wheel Material Steel
- Spare Wheel Size Full-Sizein