



Vehicle Information

Date: June 5, 2017
Vehicle: 2014 BMW X1 Series Utility 4D 28i AWD 2.0L I4 Turbo
VIN: WBAVL1C52EY24101
Weight: 3,726



New Cars/Trucks Values

Powered by Chrome Data


	Base	Options	Destination	Adjusted Value
Base MSRP	\$32,600	\$7,425	\$950	\$40,975

NADA New Vehicle Values

Low	N/A	N/A	N/A	N/A
Average	N/A	N/A	N/A	N/A
High	N/A	N/A	N/A	N/A

Optional Equipment

	Invoice	MSRP
COLD WEATHER PACKAGE -inc: Heated Front Seats, Heated Steering Wheel, Retractable Headlight Washers Code: ZCW	\$635.00	\$700.00
HARMAN/KARDON SURROUND SOUND SYSTEM Code: 688	\$795.00	\$875.00
HEATED FRONT SEATS Code: 494	\$455.00	\$500.00
LIGHT FINELINE WOOD TRIM Code: 4CK	\$455.00	\$500.00
PANORAMIC MOONROOF Code: 402	\$1140.00	\$1250.00
POWER FRONT SEATS W/DRIVER SEAT MEMORY Code: 459	\$905.00	\$995.00
PREMIUM PACKAGE -inc: Universal Garage-Door Opener, Auto-Dimming Interior & Exterior Mirrors, Auto-Dimming Rearview Mirror, Power Front Seats w/Driver Seat Memory, Panoramic Moonroof, Interior Mirror w/Compass, Satellite Radio w/1 Year Subscription, Ambiance Lighting, Comfort Access Keyless Entry, Lumbar Support Code: ZPP	\$3595.00	\$3950.00
SATIN ALUMINUM ROOF RAILS Code: 3AT	\$230.00	\$250.00
TIRES: P225/45R18 AS RUN FLAT Code: -NONTR0	\$0.00	\$0.00
STANDARD PAINT Code: -PAINT	\$0.00	\$0.00
BLACK SAPPHIRE METALLIC Code: 475	\$500.00	\$550.00
TRAINING SERVICE FEE	\$180.00	\$0.00



Licensed to J.D. Power

	Invoice	MSRP
Code: -FEE		
SAND BEIGE, NEVADA LEATHER UPHOLSTERY	\$0.00	\$0.00
Code: LUB4		
FRONT BUCKET SEATS	\$0.00	\$0.00
-inc: 8-way manual adjustable front seats (STD) Code: STDST		
WHEELS: 18" X 8" LIGHT-ALLOY DOUBLE-SPOKE	\$545.00	\$600.00
-inc: Style 321, Tires: P225/45R18 AS Run Flat Code: 2B3		

Standard Equipment

ENTERTAINMENT

- Audio Theft Deterrent
- Bluetooth Wireless Phone Connectivity
- Hi-Fi Sound System
- Radio w/Clock, Speed Compensated Volume Control and Steering Wheel Controls
- Radio: AM/FM/HD w/Single CD/MP3
- Satellite Radio Preparation
- Window Grid Diversity Antenna

EXTERIOR

- Black Grille w/Chrome Surround
- Black Side Windows Trim and Black Front Windshield Trim
- Black Wheel Well Trim
- Body-Colored Door Handles
- Body-Colored Front Bumper w/Black Rub Strip/Fascia Accent and Metal-Look Bumper Insert
- Body-Colored Power Heated Side Mirrors w/Manual Folding and Turn Signal Indicator
- Body-Colored Rear Bumper w/Black Rub Strip/Fascia Accent and Metal-Look Bumper Insert
- Clearcoat Paint
- Fixed Rear Window w/Fixed Interval Wiper and Defroster
- Front Fog Lamps
- Front License Plate Bracket
- Fully Automatic Aero-Composite Halogen Daytime Running Headlamps w/Delay-Off
- Fully Galvanized Steel Panels
- Liftgate Rear Cargo Access
- Light Tinted Glass
- Lip Spoiler
- Roof Rack Rails Only
- Speed Sensitive Rain Detecting Variable Intermittent Wipers w/Heated Jets
- Tailgate/Rear Door Lock Included w/Power Door Locks
- Tires: P225/50R17 All Season Run Flat
- Wheels: 17" x 7.5" Light-Alloy V-Spoke (Style 318)

INTERIOR

- 2 Seatback Storage Pockets
- 3 12V DC Power Outlets
- 40-20-40 Folding Bench Front Facing Manual Reclining Fold Forward Seatback Rear Seat
- Air Filtration
- Analog Display
- Cargo Area Concealed Storage
- Cargo Space Lights
- Carpet Floor Trim
- Cruise Control w/Steering Wheel Controls
- Day-Night Rearview Mirror
- Delayed Accessory Power
- Driver And Passenger Visor Vanity Mirrors
- Driver Foot Rest
- Dual Zone Front Automatic Air Conditioning
- Engine Immobilizer
- Fade-To-Off Interior Lighting
- FOB Controls -inc: Trunk/Hatch/Tailgate and Windows
- Front Bucket Seats -inc: 8-way manual adjustable front seats
- Front Cupholder
- Front Map Lights
- Full Carpet Floor Covering -inc: Carpet Front And Rear Floor Mats
- Full Cloth Headliner
- Full Floor Console w/Covered Storage and 3 12V DC Power Outlets
- Gauges -inc: Speedometer, Odometer, Tachometer, Oil Temperature, Trip Odometer and Trip Computer



Licensed to J.D. Power

- HVAC -inc: Underseat Ducts
- Illuminated Locking Glove Box
- Instrument Panel Bin, Covered Dashboard Storage, Driver / Passenger And Rear Door Bins
- Interior Lock Disable
- Interior Trim -inc: Metal-Look Instrument Panel Insert, Metal-Look Door Panel Insert, Metal-Look Console Insert, Chrome And Metal-Look Interior Accents
- Leather/Metal-Look Gear Shift Knob
- Leatherette Door Trim Insert
- Manual Anti-Whiplash Adjustable Front Head Restraints and Manual Adjustable Rear Head Restraints
- Manual Tilt/Telescoping Steering Column
- Outside Temp Gauge
- Perimeter Alarm
- Power 1st Row Windows w/Front And Rear 1-Touch Down, w/Driver And Passenger 1-Touch Up
- Power Door Locks w/Autolock Feature
- Power Fuel Flap Locking Type
- Power Rear Windows and Fixed 3rd Row Windows
- Proximity Key For Push Button Start Only
- Rear Cupholder
- Remote Keyless Entry w/Integrated Key Transmitter, Illuminated Entry and Panic Button
- Remote Releases -inc: Power Cargo Access
- SensaTec Leatherette Upholstery
- Sliding Front Center Armrest and Rear Center Armrest
- Sport Leather/Metal-Look Steering Wheel
- Systems Monitor
- Trip Computer
- Valet Function

MECHANICAL

- 16.6 Gal. Fuel Tank
- 210 Amp Alternator
- 3.15 Axle Ratio
- 4-Wheel Disc Brakes w/4-Wheel ABS, Front And Rear Vented Discs, Brake Assist, Hill Descent Control and Hill Hold Control
- 80-Amp/Hr Maintenance-Free Battery
- 904# Maximum Payload
- Engine Auto Stop-Start Feature
- Engine: 2.0L TwinPower Turbo 4-Cylinder 16V DOHC
- Front And Rear Anti-Roll Bars
- Full-Time All-Wheel Drive
- Gas-Pressurized Shock Absorbers
- GVWR: 4,707 lbs
- Hydraulic Power-Assist Speed-Sensing Steering
- Multi-Link Rear Suspension w/Coil Springs
- Permanent Locking Hubs
- Single Stainless Steel Exhaust w/Chrome Tailpipe Finisher
- Strut Front Suspension w/Coil Springs
- Towing w/Trailer Sway Control
- Transmission: 8-Speed STEPTRONIC Automatic -inc: sport and manual shift modes and Adaptive Transmission Control (ATC)


SAFETY

- ABS And Driveline Traction Control
- Airbag Occupancy Sensor
- BMW Assist eCall Emergency S.O.S
- Curtain 1st And 2nd Row Airbags
- Dsc-X Electronic Stability Control (ESC) And Roll Stability Control (RSC)
- Dual Stage Driver And Passenger Door-Mounted Side Airbags
- Dual Stage Driver And Passenger Front Airbags
- Outboard Front Lap And Shoulder Safety Belts -inc: Rear Center 3 Point and Pretensioners
- Rear Child Safety Locks
- Side Impact Beams
- Tire Specific Low Tire Pressure Warning

Technical Specifications

Brakes

- Brake ABS System (Second Line) N/A
- Brake ABS System 4-Wheel
- Brake Type N/A
- Disc - Front (Yes or) Yes
- Disc - Rear (Yes or) Yes
- Drum - Rear (Yes or)
- Front Brake Rotor Diam x Thickness 13in
- Rear Brake Rotor Diam x Thickness 13in
- Rear Drum Diam x Width in



Cargo Area Dimensions

- Cargo Area Length @ Floor to Seat 1 N/Ain
- Cargo Area Length @ Floor to Seat 2 N/Ain
- Cargo Area Length @ Floor to Seat 3 N/Ain
- Cargo Area Width @ Beltline N/Ain
- Cargo Box (Area) Height N/Ain
- Cargo Box Width @ Wheelhousings N/Ain
- Cargo Volume to Seat 1 56ft³
- Cargo Volume to Seat 2 25ft³
- Cargo Volume to Seat 3 25ft³

Cooling System

- Total Cooling System Capacity N/Aqts

Electrical

- Cold Cranking Amps @ 0Â° F (Primary) N/A
- Maximum Alternator Capacity (amps) 210

Emissions

- EPA Greenhouse Gas Score N/A
- Tons/yr of CO2 Emissions @ 15K mi/year 6.9 (Est)

Engine

- Displacement 2.0 L/122
- Engine Order Code
- Engine Type Intercooled Turbo Premium Unleaded I4
- Fuel System Gasoline Direct Injection
- SAE Net Horsepower @ RPM 240 @ 5000
- SAE Net Torque @ RPM 260 @ 1250

Exterior Dimensions

- Height, Overall 60.8in
- Length, Overall 176.5in
- Lifter Height N/Ain
- Min Ground Clearance N/Ain
- Rear Door Opening Height N/Ain
- Rear Door Opening Width N/Ain
- Track Width, Front 59.1in
- Track Width, Rear 60.2in
- Wheelbase 108.7in
- Width, Max w/o mirrors 70.8in

Fuel Tank

- Aux Fuel Tank Capacity, Approx N/Agal
- Fuel Tank Capacity, Approx 16.6gal

Interior Dimensions

- Front Head Room 41.3in
- Front Hip Room N/Ain
- Front Leg Room 41.4in
- Front Shoulder Room 55in
- Passenger Capacity 5
- Passenger Volume N/Aft³
- Second Head Room 39.7in
- Second Hip Room N/Ain
- Second Leg Room 34.9in
- Second Shoulder Room 54.6in

Mileage

- Cruising Range - City 365.20mi
- Cruising Range - Hwy 547.80mi
- EPA Fuel Economy Est - City 22MPG
- EPA Fuel Economy Est - Hwy 33MPG
- EPA MPG Equivalent - City N/A



Licensed to J.D. Power

- EPA MPG Equivalent - Combined N/A
- EPA MPG Equivalent - Hwy N/A
- Fuel Economy Est-Combined 26MPG

Steering

- Lock to Lock Turns (Steering) N/A
- Steering Ratio (:1), Overall N/A
- Steering Type Rack-Pinion
- Turning Diameter - Curb to Curb 38.7ft
- Turning Diameter - Wall to Wall N/Aft

Suspension

- Shock Absorber Diameter - Front N/Amm
- Shock Absorber Diameter - Rear N/Amm
- Stabilizer Bar Diameter - Front N/Ain
- Stabilizer Bar Diameter - Rear N/Ain
- Suspension Type - Front (Cont.) Strut
- Suspension Type - Front Strut
- Suspension Type - Rear (Cont.) Multi-Link
- Suspension Type - Rear Multi-Link

Tires

- Front Tire Order Code
- Front Tire Size P225/45HR18
- Rear Tire Order Code
- Rear Tire Size P225/45HR18
- Spare Tire Order Code
- Spare Tire Size

Trailer

- Dead Weight Hitch - Max Tongue Wt. N/Albs
- Dead Weight Hitch - Max Trailer Wt. N/Albs
- Maximum Trailering Capacity N/Albs
- Wt Distributing Hitch - Max Tongue Wt. N/Albs
- Wt Distributing Hitch - Max Trailer Wt. N/Albs

Transmission


- Clutch Size N/Ain
- Drivetrain All Wheel Drive
- Eighth Gear Ratio (:1) 0.67
- Fifth Gear Ratio (:1) 1.29
- Final Drive Axle Ratio (:1) 3.15
- First Gear Ratio (:1) 4.71
- Fourth Gear Ratio (:1) 1.67
- Reverse Ratio (:1) 3.29
- Second Gear Ratio (:1) 3.14
- Seventh Gear Ratio (:1) 0.84
- Sixth Gear Ratio (:1) 1.00
- Third Gear Ratio (:1) 2.11
- Trans Description Cont. Again
- Trans Description Cont. Automatic w/OD
- Trans Order Code 205
- Trans Type 8
- Transfer Case Gear Ratio (:1), High N/A
- Transfer Case Gear Ratio (:1), Low N/A

Vehicle

- EPA Classification Large Cars

Weight Information

- Base Curb Weight 3726lbs
- Curb Weight - Front N/Albs
- Curb Weight - Rear N/Albs
- Curb Weight N/Albs
- Maximum Payload Capacity N/Albs
- Total Option Weight 0.00lbs



Wheels

- Front Wheel Material Aluminum
- Front Wheel Size 18 X 8in
- Rear Wheel Material Aluminum
- Rear Wheel Size 18 X 8in
- Spare Wheel Material
- Spare Wheel Size in