



Vehicle Information

Date: January 26, 2019
Vehicle: 2016 Cadillac Escalade Utility 4D Premium 4WD 6.2L V8
VIN: 1GYS4CKJ8GR249814
Weight: 5,840




New Cars/Trucks Values

Powered by Chrome Data	Base	Options	Destination	Adjusted Value
Base MSRP	\$84,145	\$4,485	\$995	\$89,625
NADA New Vehicle Values				
Low	N/A	N/A	N/A	N/A
Average	N/A	N/A	N/A	N/A
High	N/A	N/A	N/A	N/A

Optional Equipment

	Invoice	MSRP
SEATS, SECOND ROW BUCKET, POWER CONFIGURABLE (STD) (May substitute (ATT) second row 60/40 split-folding bench seats.) Code: ATN	\$0.00	\$0.00
ASSIST STEPS, POWER-RETRACTABLE, RUNNING SIDE BOARD with LED lighting Code: BRS	\$1540.00	\$1750.00
LPO, CHROME EXHAUST TIP Code: VQZ	\$118.80	\$135.00
EMISSIONS, FEDERAL REQUIREMENTS Code: FE9	\$0.00	\$0.00
ENGINE, 6.2L V8 WITH ACTIVE FUEL MANAGEMENT Spark Ignition Direct Injection (SID) and Variable Valve Timing (VVT), includes aluminum block construction (420 hp [313.2 kW] @ 5600 rpm, 460 lb-ft of torque [621 N-m] @ 4100 rpm) (STD) Code: L86	\$0.00	\$0.00
BLACK RAVEN Code: GBA	\$0.00	\$0.00
STANDARD PAINT Code: -PAINT	\$0.00	\$0.00
PREMIUM COLLECTION PREFERRED EQUIPMENT GROUP Includes Standard Equipment Code: 1SC	\$0.00	\$0.00
CADILLAC CUE INFORMATION AND MEDIA CONTROL SYSTEM WITH EMBEDDED NAVIGATION 8" diagonal color information display featuring touch response, haptic feedback, gesture recognition, Natural Voice Recognition and Phone Integration for Apple CarPlay capability for compatible phone. Five USB ports, including one in the articulating storage door/bin and auxiliary audio port (STD) Code: IO6	\$0.00	\$0.00
KONA BROWN WITH JET BLACK ACCENTS, FULL LEATHER SEATS WITH MINI PERFORATED INSERTS (Available at extra charge.) Code: HEY	\$1760.00	\$2000.00



	Invoice	MSRP
SEATS, FRONT BUCKET	\$0.00	\$0.00
with leather seating surfaces, driver and front passenger, 12-way power seat adjusters including 4-way power lumbar control, independently heated driver and front passenger seat cushions and seatbacks (three settings) and 2-position driver memory (STD) Code: AN3		
TRANSMISSION, 8-SPEED AUTOMATIC, 8L90	\$0.00	\$0.00
(STD) Code: M5U		
WHEELS, 22" X 9" (55.9 CM X 22.9 CM) DUAL 7-SPOKE ULTRA-BRIGHT FINISH ALUMINUM WITH PREMIUM PAINT	\$528.00	\$600.00
Code: RVA		

Standard Equipment

ENTERTAINMENT


- Active Noise Cancellation
- Audio system feature, Bose Centerpoint Surround Sound system with 16 speakers
- Bluetooth for phone streaming audio for music for select phones
- Cadillac CUE Information and Media Control System with Embedded Navigation 8" diagonal color information display featuring touch response, haptic feedback, gesture recognition, Natural Voice Recognition and Phone Integration for Apple CarPlay capability for compatible phone. Five USB ports, including one in the articulating storage door/bin and auxiliary audio port
- Entertainment system, rear seat includes 9" screen DVD player (Blu-Ray capable) with remote control, two 2-channel wireless infrared headphones, auxiliary audio/video jacks on rear of center console, sound compression, CD-R and CR-R/W capability, LED backlighting display, MP3 capable
- NavTraffic. Avoid congestion before you reach it by enhancing your vehicle's navigation or entertainment system with NavTraffic. With detailed information on traffic speed, accidents, construction, road closures and more, you will get to your destination faster and more easily than ever before. (SiriusXM Satellite Radio and NavTraffic subscriptions are sold separately or as a package after trial period. If you decide to continue service after your trial, the subscription plan you choose will automatically renew thereafter and you will be charged according to your chosen payment method at then-current rates. Fees and taxes apply. To cancel you must call us at 1-866-635-2349. See our Customer Agreement for complete terms at www.siriusxm.com. All fees and programming subject to change. NavTraffic available only in select markets. For more information, see www.siriusxm.com/navtraffic.)
- OnStar with 4G LTE and built-in Wi-Fi hotspot to connect to the internet at 4G LTE speeds, includes 3GB or 3 months OnStar Data Trial (whichever comes first) (Available 4G LTE Wi-Fi requires compatible mobile device, active OnStar subscription and data plan after trial.)
- Radio, HD
- SiriusXM Satellite Radio is standard on nearly all 2016 GM models. Enjoy a 3-month All Access trial subscription with over 150 channels including commercial-free music, plus sports, news and entertainment. Plus listening on the app and online is included, so you'll hear the best SiriusXM has to offer, anywhere life takes you. Welcome to the world of SiriusXM. (IMPORTANT: The SiriusXM Satellite Radio trial package is not provided on vehicles that are ordered for Fleet Daily Rental ("FDR") use. If you decide to continue service after your trial, the subscription plan you choose will automatically renew thereafter and you will be charged according to your chosen payment method at then-current rates. Fees and taxes apply. To cancel you must call us at 1-866-635-2349. See our Customer Agreement for complete terms at www.siriusxm.com. All fees and programming subject to change.)

EXTERIOR

- Assist steps, running side board
- Door handles, illuminated
- Glass, acoustic, laminated, windshield and front door glass
- Glass, deep-tinted (all windows, except light-tinted glass on windshield and driver- and front passengers-side glass)
- Headlamps, automatic on/off
- Headlamps, IntelliBeam, automatic high beam on/off
- Headlamps, LED high beam/low beam, light pipe
- Lamps, front cornering
- Liftgate, power, hands free open and close, programmable
- Luggage rack, roof-mounted, chrome
- Mirrors, outside heated power-adjustable, power-folding and driver-side auto-dimming, color-keyed with integrated turn signal indicators, ground illumination and programmable to provide curb view when in reverse
- Moldings, bodyside, chrome
- Shutters, front active aero
- Spare tire lock, hoist shaft
- Sunroof, power, tilt-sliding with express-open/close and wind deflector (Not included when (A4K) sunroof delete is ordered.)
- Tail lamps, LED illumination
- Tire, spare P265/70R17 all-season, blackwall
- Tires, P285/45R22 all-season, blackwall
- Wheel, full-size spare, 17" (43.2 cm) steel
- Wheels, 22" x 9" (55.9 cm x 22.9 cm) 7-spoke aluminum with premium paint and chrome inserts (Upgradeable to (RPT) 22" x 9" 6-spoke chrome multi-featured design wheels, (SMI) 22" x 9" 6-spoke chrome wheels or (RVA) 22" x 9" dual 7-spoke ultra-bright finish aluminum wheels.)
- Windshield, solar absorbing
- Wiper, rear intermittent with washer
- Wipers, front intermittent, Rainsense

INTERIOR

- Accents, interior, piano black and chrome finish
- Adaptive Remote Start
- Cargo net, rear
- Climate control, tri-zone automatic with individual climate settings for driver, front passenger and rear passengers



- Console, floor with covered storage, large and small storage bins, dual cup holders, electronic climate controls and second row heated seat controls (inside console: auxiliary power outlet, two USB ports and auxiliary audio port), 110-volt outlet and auxiliary power outlet on the backside of console
- Console, overhead
- Cruise control, adaptive, full-speed range
- Defogger, rear-window electric
- Door locks, power programmable includes lockout protection and delayed locking
- Driver Information Center with programmable personalization features such as door locking and unlocking, a trip computer with trip odometer and individual tire pressure read outs, fuel information such as range, average mpg, gallons used and oil life, and a message center that displays dozens of warning messages such as low fuel and door ajar
- Floor covering, color-keyed carpeting
- Floor mats, color-keyed carpeted first and second row
- Gauge cluster, 12" color, reconfigurable with Driver Information Center
- Head-Up Display, 4-color, reconfigurable
- Keyless start, push button
- Lighting, interior, door handle release, door storage, console and footwell
- Lighting, interior, with theater dimming
- Lock control, side door, electric
- Memory settings includes two "presets" for driver seat adjuster, outside rearview mirrors, power tilt/telescoping steering column and power-adjustable pedals
- Mirror, inside rearview auto-dimming, includes OnStar controls
- Pedals, power-adjustable for accelerator and brake
- Power outlet, 110-volt
- Remote Keyless Entry, passive entry, extended range
- Seat adjuster, front passenger 12-way power
- Seats, front bucket with leather seating surfaces, driver and front passenger, 12-way power seat adjusters including 4-way power lumbar control, independently heated driver and front passenger seat cushions and seatbacks (three settings) and 2-position driver memory
- Seats, heated and cooled driver and front passenger
- Seats, heated second row
- Seats, second row bucket, power configurable (May substitute (ATT) second row 60/40 split-folding bench seats.)
- Seats, third row 60/40 split-bench, power, fold flat
- Sensor, vehicle inclination, will detect vehicle being towed or jacked up
- Sensor, vehicle interior movement, will detect movement within the cabin of the vehicle
- Steering column, power tilt and telescoping
- Steering wheel controls, mounted audio and Driver Information Center controls
- Steering wheel, heated
- Steering wheel, power-tilt, color-keyed with wood and leather-wrapped rim, locking
- Theft-deterrent alarm system, content theft alarm, self-powered horn
- Theft-Deterrent Package includes (UTR) self-powered horn, (UTV) interior movement sensor and (UTU) vehicle inclination sensors, door lock shields and glass break sensors in rear quarter glass and liftgate window
- Theft-deterrent system, unauthorized entry, engine immobilizer
- Tow/haul mode selector, button located at end of shift lever
- Universal Home Remote includes garage door opener, 3-channel programmable
- Windows, power all doors, comfort open (auto express down via key fob)
- Windows, power, with driver and front passenger Express-Up/Down and rear passengers Express-Down
- Wireless Charging located on the top of the center console (Requires separately purchased adapter.)

MECHANICAL


- Air cleaner, high-capacity
- Alternator, 170 amps
- Automatic load leveling, rear
- Brake, parking, electronic powered
- Brakes, 4-wheel antilock, 4-wheel disc
- Brakes, DuraLife rotors
- Brakes, Hill Start-Assist/Hill hold
- Brakes, VAC power, 17" disc, with Adaptive Cruise Control
- Cooling, external engine oil cooler, heavy-duty
- Cooling, external transmission oil cooler, heavy-duty air-to-oil
- Differential, heavy-duty locking rear
- Engine, 6.2L V8 with Active Fuel Management Spark Ignition Direct Injection (SIDI) and Variable Valve Timing (VVT), includes aluminum block construction (420 hp [313.2 kW] @ 5600 rpm, 460 lb-ft of torque [621 N-m] @ 4100 rpm)
- Four wheel drive
- Fueling system, capless
- GVWR, 7300 lbs. (3311 kg) (4WD models only.)
- Rear axle, 3.23 ratio
- Steering, Electronic Power Steering (EPS)
- Suspension, Magnetic Ride Control with selectable sport mode
- Trailing equipment, heavy-duty includes trailing hitch platform, 7-wire harness with independent fused trailering circuits and 7-way sealed connector
- Transfer case, active, 2-speed with Neutral for dinghy/flat towing (4WD models only.)
- Transmission, 8-speed automatic, 8L90

PACKAGE

- Driver Assist Package includes Safety Alert Seat, Lane Departure Warning, (UHX) Lane Keep Assist, (UEU) Forward Collision Alert, (TQ5) IntelliBeam headlamps, (KSG) Adaptive Cruise Control, (UVZ) Front and Rear Automatic Braking and (AX7) Automatic Safety Belt Tightening

SAFETY

- Air bag, driver inboard seat-mounted for far side passenger protection (Always use safety belts and child restraints. Children are safer when properly secured in a rear seat in the



- appropriate child restraint. See the Owner's Manual for more information.)
- Air bags, dual-stage frontal and side-impact for driver and front passenger driver inboard seat-mounted side-impact and head curtain side-impact for all rows in outboard seating positions (Always use safety belts and child restraints. Children are safer when properly secured in a rear seat in the appropriate child restraint. See the Owner's Manual for more information.)
 - Air bags, dual-stage frontal, driver and right-front passenger with (ALO) Passenger Sensing System (Always use safety belts and child restraints. Children are safer when properly secured in a rear seat in the appropriate child restraint. See the Owner's Manual for more information.)
 - Air bags, head curtain, side-front and rear outboard seating positions (Always use safety belts and child restraints. Children are safer when properly secured in a rear seat in the appropriate child restraint. See the Owner's Manual for more information.)
 - Air bags, seat-mounted side-impact, driver and right-front passenger for thorax and pelvic protection (Always use safety belts and child restraints. Children are safer when properly secured in a rear seat in the appropriate child restraint. See the Owner's Manual for more information.)
 - Automatic Safety Belt Tightening
 - Door locks, rear child security
 - Forward Collision Alert
 - Front and Rear Automatic Braking
 - Front and Rear Park Assist
 - Lane Change Alert alerts driver when vehicle is approaching fast from the rear
 - Lane Departure Warning
 - Lane Keep Assist
 - OnStar Basic plan for 5 years including limited Remotelink mobile app services, Advanced Diagnostics and Dealer Maintenance Notification (Basic Plan available for 5 years from the date of vehicle delivery, and is transferable. Does not include Emergency, Security or Navigation services.)
 - OnStar Guidance plan for 1 year including Automatic Crash Response, Stolen Vehicle Assistance, Roadside Assistance, Turn-by-Turn Navigation, Advanced Diagnostics and more (trial excludes Hands-Free Calling) (Visit www.onstar.com for coverage map, details and system limitations. Services may vary by model and conditions.)
 - Passenger Sensing System, sensor indicator inflatable restraint, front passenger/child presence detector (Always use safety belts and child restraints. Children are safer when properly secured in a rear seat in the appropriate child restraint. See the Owner's Manual for more information.)
 - Rear Cross-Traffic Alert
 - Safety Alert Seat haptic vibration in seat cushion works with safety features
 - Safety belts, first, second and third row belts to body, lap and shoulder all seating positions
 - Side Blind Zone Alert alerts driver when vehicle is in blind spot
 - StabiliTrak, vehicle stability enhancement system with Rollover Mitigation, includes disable switch
 - Surround Vision, Birdseye view of vehicle
 - Tire Pressure Monitoring System (does not apply to spare tire)

Technical Specifications

Brakes

- Brake ABS System (Second Line)
- Brake ABS System 4-Wheel
- Brake Type Pwr
- Disc - Front (Yes or) Yes
- Disc - Rear (Yes or) Yes
- Drum - Rear (Yes or)
- Front Brake Rotor Diam x Thickness 13.0 x 1.2in
- Rear Brake Rotor Diam x Thickness 13.6 x 0.8in
- Rear Drum Diam x Width in

Cargo Area Dimensions

- Cargo Area Length @ Floor to Console N/Ain
- Cargo Area Length @ Floor to Seat 1 N/Ain
- Cargo Area Length @ Floor to Seat 2 N/Ain
- Cargo Area Length @ Floor to Seat 3 N/Ain
- Cargo Area Width @ Beltline N/Ain
- Cargo Box (Area) Height N/Ain
- Cargo Box Width @ Floor N/Ain
- Cargo Box Width @ Top, Rear N/Ain
- Cargo Box Width @ Wheelhousings N/Ain
- Cargo Volume N/Aft³
- Cargo Volume to Seat 1 94.2ft³
- Cargo Volume to Seat 2 51.6ft³
- Cargo Volume to Seat 3 15.2ft³
- Cargo Volume to Seat 4 ft³
- Ext'd Cab Cargo Volume N/Aft³
- Tailgate Width N/Ain

Cooling System

- Total Cooling System Capacity 16.7qts

Doors

- Side Door Type Swing-out

Electrical



- Cold Cranking Amps @ 0Å° F (2nd)
- Cold Cranking Amps @ 0Å° F (3rd) N/A
- Cold Cranking Amps @ 0Å° F (Primary) 600
- Maximum Alternator Capacity (amps) 170

Emissions

- EPA Greenhouse Gas Score N/A
- Tons/yr of CO2 Emissions @ 15K mi/year 10.4

Engine

- Displacement 6.2L/376
- Engine Oil Cooler
- Engine Order Code L86
- Engine Type Gas V8
- Fuel System Electronic Fuel Injection
- SAE Net Horsepower @ RPM 420 @ 5600
- SAE Net Torque @ RPM 460 @ 4100

Exterior Dimensions

- Body Length 0.00ft
- Cab to Axle N/Ain
- Cab to Body N/Ain
- Cab to End of Frame N/Ain
- Frame Width, Rear N/Ain
- Front Bumper to Back of Cab N/Ain
- Ground Clearance, Front 8.0in
- Ground Clearance, Rear 8.0in
- Ground to Top of Frame N/Ain
- Ground to Top of Load Floor 32.1in
- Height, Overall 74.40in
- Length, Overall N/Ain
- Length, Overall w/rear bumper 203.90in
- Overhang, Front N/Ain
- Overhang, Rear w/o bumper N/Ain
- Rear Door Opening Height N/Ain
- Rear Door Opening Width N/Ain
- Side Door Opening Height N/Ain
- Side Door Opening Width N/Ain
- Step Up Height - Front N/Ain
- Step Up Height - Side 22.0in
- Wheelbase 116.00in
- Width, Max w/o mirrors 80.50in

Frame

- Frame RBM N/AN/A
- Frame Strength N/Albs
- Frame Thickness N/Ain
- Frame Type Ladder-type
- Sect Modulus Rails Only N/AinÅ³

Fuel Tank

- Aux Fuel Tank Capacity, Approx gal
- Aux Fuel Tank Location
- Fuel Tank Capacity, Approx 26gal
- Fuel Tank Location

Interior Dimensions

- Front Head Room 39.7in
- Front Hip Room 60.90in
- Front Leg Room 45.30in
- Front Shoulder Room 64.90in
- Passenger Capacity 7
- Second Head Room 38.70in
- Second Hip Room 60.20in
- Second Leg Room 39.00in
- Second Shoulder Room 64.40in
- Third Head Room 38.10in
- Third Hip Room 49.30in
- Third Leg Room 24.80in



- Third Shoulder Room 62.60in

Mileage

- Cruising Range - City 390.00mi
- Cruising Range - Hwy 546.00mi
- EPA Fuel Economy Est - City 15MPG
- EPA Fuel Economy Est - Hwy 21MPG
- Fuel Economy Est-Combined 17MPG

Steering

- Steering Ratio (:1), At Lock 3.4
- Steering Ratio (:1), On Center 17.3
- Steering Ratio (:1), Overall N/A
- Steering Type Pwr
- Turning Diameter - Curb to Curb 39.0ft
- Turning Diameter - Wall to Wall N/Aft

Suspension

- Axle Capacity - Front 3925lbs
- Axle Capacity - Rear 4200lbs
- Axle Ratio (:1) - Front 3.23
- Axle Ratio (:1) - Rear 3.23
- Axle Type - Front Independent
- Axle Type - Rear Solid Axle w/Five-Link Location
- Shock Absorber Diameter - Front 1.81mm
- Shock Absorber Diameter - Rear 1.81mm
- Spring Capacity - Front 3600lbs
- Spring Capacity - Rear 4200lbs
- Stabilizer Bar Diameter - Front 1.41in
- Stabilizer Bar Diameter - Rear 1.10in
- Suspension Type - Front Independent
- Suspension Type - Rear 5-Link

Tires

- Front Tire Capacity N/Albs
- Front Tire Order Code QST
- Front Tire Size P285/45R22
- Rear Tire Capacity N/Albs
- Rear Tire Order Code QST
- Rear Tire Size P285/45R22
- Revolutions/Mile @ 45 mph - Front N/A
- Revolutions/Mile @ 45 mph - Rear N/A
- Revolutions/Mile @ 45 mph - Spare N/A
- Spare Tire Capacity N/Albs
- Spare Tire Order Code RC4
- Spare Tire Size P265/70R17

Trailer

- Dead Weight Hitch - Max Tongue Wt. 500lbs
- Dead Weight Hitch - Max Trailer Wt. 5000lbs
- Maximum Trailering Capacity N/Albs
- Wt Distributing Hitch - Max Tongue Wt. 810lbs
- Wt Distributing Hitch - Max Trailer Wt. 8100lbs

Transmission

- Clutch Size in
- Drivetrain Four Wheel Drive
- Eighth Gear Ratio (:1) 0.65
- Fifth Gear Ratio (:1) 1.27
- Final Drive Axle Ratio (:1) N/A
- First Gear Ratio (:1) 4.56
- Fourth Gear Ratio (:1) 1.69
- Reverse Ratio (:1) 3.82
- Second Gear Ratio (:1) 2.97
- Seventh Gear Ratio (:1) 0.85
- Sixth Gear Ratio (:1) 1.00
- Third Gear Ratio (:1) 2.08
- Trans Description Cont. Again
- Trans Description Cont. Automatic



Licensed to J.D. Power

- Trans Order Code M5U
- Trans Power Take Off
- Trans Type 8
- Transfer Case Gear Ratio (:1), High N/A
- Transfer Case Gear Ratio (:1), Low N/A
- Transfer Case Model N/A
- Transfer Case Power Take Off

Vehicle

- Rear Door Type Liftgate

Weight Information

- As Spec'd Curb Weight 5840.00lbs
- As Spec'd Payload 1460.00lbs
- Curb Weight - Front 3037lbs
- Curb Weight - Rear 2803lbs
- Curb Weight 5840.00lbs
- Gross Axle Weight Rating 7750.00lbs
- Gross Axle Wt Rating - Front 3550lbs
- Gross Axle Wt Rating - Rear 4200lbs
- Gross Combined Wt Rating 14000lbs
- Gross Vehicle Weight Rating 7300.00lbs
- Maximum Payload Capacity 1460.00lbs
- Option Weight - Front 0.00lbs
- Option Weight - Rear 0.00lbs
- Payload Weight Front 0lbs
- Payload Weight Rear 0lbs
- Reserve Axle Capacity - Front 513.00lbs
- Reserve Axle Capacity - Rear 1397.00lbs
- Reserve Axle Capacity 1910.00lbs
- Standard Weight - Front 0lbs
- Standard Weight - Rear 0lbs
- Total Option Weight 0.00lbs

Wheels

- Front Wheel Material Aluminum
- Front Wheel Size 22 x 9.0in
- Rear Wheel Material Aluminum
- Rear Wheel Size 22 x 9.0in
- Spare Wheel Material Steel
- Spare Wheel Size 17 x -TBD-in