



## Vehicle Information

**Date:** August 7, 2019  
**Vehicle:** 2019 Nissan Pathfinder Utility 4D Platinum 4WD 3.5L V6  
**VIN:** 5N1DR2MM3KC582978  
**Weight:** 4,662



## New Cars/Trucks Values

### Powered by Chrome Data

	Base	Options	Destination	Adjusted Value
Base MSRP	\$44,560	\$1,445	\$1,045	<b>\$47,050</b>

### NADA New Vehicle Values

High	\$43,789	\$1,420	\$1,045	<b>\$46,254</b>
------	----------	---------	---------	-----------------

## Optional Equipment

	Invoice	MSRP
[B09] RUNNING BOARDS Code: BRD	\$533.00	\$675.00
[B10] BLACK MOLD-IN-COLOR SPLASH GUARDS Code: SGD	\$159.00	\$185.00
[N10] FRONT ILLUMINATED KICK PLATES Code: IKP-R	\$285.00	\$370.00
STANDARD PAINT Code: -PAINT	\$0.00	\$0.00
[B95] REAR BUMPER PROTECTOR (PIO) Code: BUM	\$164.00	\$215.00
MAGNETIC BLACK PEARL Code: G41	\$0.00	\$0.00
ALMOND, LEATHER SEATING SURFACES -inc: double stitch Code: M-0-R	\$0.00	\$0.00

## Standard Equipment

### ENTERTAINMENT

- 2 LCD Monitors In The Front
- Bose Premium Audio System -inc: 13 speakers, A-pillar speakers, D-pillar speakers, center channel speaker and dual-speaker subwoofer
- Digital Signal Processor
- Radio w/Seek-Scan, Clock, Aux Audio Input Jack and Steering Wheel Controls
- Radio: AM/FM/CD Audio System -inc: 8" color display w/multi-touch control, HD Radio, SiriusXM satellite radio, USB connection ports (2 type A) for iPod interface and other compatible devices, SiriusXM Travel Link (weather, fuel prices, movie listings, stock info and sports), Bluetooth hands-free phone system and streaming audio via Bluetooth
- Regular Amplifier
- Window Grid And Fixed Antenna

### EXTERIOR

- Black Grille w/Chrome Surround
- Black Side Windows Trim, Black Front Windshield Trim and Black Rear Window Trim
- Body-Colored Front Bumper w/Chrome Bumper Insert
- Body-Colored Power w/Tilt Down Heated Side Mirrors w/Manual Folding and Turn Signal Indicator
- Body-Colored Rear Bumper w/Black Rub Strip/Fascia Accent and Chrome Bumper Insert
- Chrome Bodyside Moldings and Black Bodyside Cladding




Licensed to J.D. Power

- Chrome Door Handles
- Clearcoat Paint
- Compact Spare Tire Stored Underbody w/Crankdown
- Deep Tinted Glass
- Express Open/Close Sliding And Tilting Glass 1st Row Sunroof w/Sunshade
- Fixed Glass 2nd Row Sunroof w/Power Sunshade
- Fixed Rear Window w/Fixed Interval Wiper and Defroster
- Front Fog Lamps
- Fully Automatic Projector Beam Led Low Beam Daytime Running Headlamps w/Delay-Off
- Galvanized Steel/Aluminum Panels
- Lip Spoiler
- Power Liftgate Rear Cargo Access
- Roof Rack Rails Only
- Speed Sensitive Variable Intermittent Wipers
- Steel Spare Wheel
- Tailgate/Rear Door Lock Included w/Power Door Locks
- Tires: 235/55R20 All-Season
- Wheels: 20" x 7.5 J Machined Aluminum-Alloy -inc: Dark metallic gray finish

## INTERIOR

- 2 Seatback Storage Pockets
- 4 12V DC Power Outlets
- 4 12V DC Power Outlets and 1 AC Power Outlet
- 60-40 Folding EZ Flex Split-Bench Front Facing Heated Manual Reclining Fold Forward Seatback Rear Seat w/Manual Fore/Aft
- Air Filtration
- Analog Display
- Cargo Area Concealed Storage
- Cargo Space Lights
- Carpet Floor Trim
- Climate Controlled Front Bucket Seats -inc: 10-way power driver's seat w/2-way power lumbar support, driver seat position memory and 4-way power front passenger seat
- Cruise Control w/Steering Wheel Controls
- Day-Night Auto-Dimming Rearview Mirror
- Delayed Accessory Power
- Distance Pacing w/Traffic Stop-Go
- Door Mirrors and Steering Wheel
- Driver / Passenger And Rear Door Bins
- Driver And Passenger Visor Vanity Mirrors w/Driver And Passenger Illumination, Driver And Passenger Auxiliary Mirror
- Driver Foot Rest
- Driver Seat
- Engine Immobilizer
- Fade-To-Off Interior Lighting
- Fixed 50-50 Bench 3rd Row Seat Front, Manual Recline, Manual Fold Into Floor and 2 Fixed Head Restraints
- FOB Controls -inc: Trunk/Hatch/Tailgate, Windows and Remote Engine Start
- Front And Rear Map Lights
- Front Center Armrest and Rear Center Armrest w/Storage
- Front Cupholder
- Full Carpet Floor Covering
- Full Cloth Headliner
- Full Floor Console w/Covered Storage, Mini Overhead Console w/Storage, 4 12V DC Power Outlets and 1 AC Power Outlet
- Gauges -inc: Speedometer, Odometer, Engine Coolant Temp, Tachometer, Trip Odometer and Trip Computer
- Heated Leather Steering Wheel w/Auto Tilt-Away
- HomeLink Garage Door Transmitter
- HVAC -inc: Underseat Ducts, Headliner/Pillar Ducts and Console Ducts
- Illuminated Locking Glove Box
- Interior Trim -inc: Simulated Wood Instrument Panel Insert, Simulated Wood/Metal-Look Door Panel Insert, Simulated Wood Console Insert and Chrome/Metal-Look Interior Accents
- Leather Door Trim Insert
- Leather Gear Shift Knob
- Leather Seating Surfaces -inc: double stitch
- Manual Adjustable Front Head Restraints and Manual Adjustable Rear Head Restraints
- NissanConnect Services Tracker System
- NissanConnect w/Navigation & Services -inc: voice recognition for navigation w/1-shot voice destination entry and digital compass
- Outside Temp Gauge
- Passenger Seat
- Perimeter Alarm
- Power 1st Row Windows w/Driver And Passenger 1-Touch Up/Down
- Power Door Locks w/Autolock Feature
- Power Rear Windows and Fixed 3rd Row Windows
- Power Tilt/Telescoping Steering Column
- Proximity Key For Doors And Push Button Start
- Rear Cupholder
- Rear HVAC w/Separate Controls
- Remote Keyless Entry w/Integrated Key Transmitter, 2 Door Curb/Courtesy, Illuminated Entry, Illuminated Ignition Switch and Panic Button
- Remote Releases -inc: Proximity Cargo Access
- Seats w/Leatherette Back Material
- SiriusXM Traffic
- Systems Monitor
- Trip Computer
- Trunk/Hatch Auto-Latch



- Valet Function
- Voice Activated Dual Zone Front Automatic Air Conditioning

## MECHANICAL

- 150 Amp Alternator
- 19.5 Gal. Fuel Tank
- 4-Wheel Disc Brakes w/4-Wheel ABS, Front And Rear Vented Discs, Brake Assist, Hill Descent Control and Hill Hold Control
- 5.25 Axle Ratio
- 63-Amp/Hr Maintenance-Free Battery w/Run Down Protection
- Auto Locking Hubs
- Brake Actuated Limited Slip Differential
- Class III Towing Equipment -inc: Hitch
- Electro-Hydraulic Power Assist Speed-Sensing Steering
- Electronic Transfer Case
- Engine: 3.5L DI V6
- Front And Rear Anti-Roll Bars
- Gas-Pressurized Shock Absorbers
- GVWR: 5,986 lbs.
- Multi-Link Rear Suspension w/Coil Springs
- Part And Full-Time Four-Wheel Drive
- Single Stainless Steel Exhaust
- Strut Front Suspension w/Coil Springs
- Trailer Wiring Harness
- Transmission w/Driver Selectable Mode and Oil Cooler
- Transmission: Xtronic CVT

## SAFETY

- ABS And Driveline Traction Control
- Airbag Occupancy Sensor
- Automatic Emergency Braking (AEB) and Rear Cross Traffic Alert (RCTA)
- Blind Spot Warning (BSW) Blind Spot Sensor
- Curtain 1st, 2nd And 3rd Row Airbags
- Dual Stage Driver And Passenger Front Airbags
- Dual Stage Driver And Passenger Seat-Mounted Side Airbags
- Electronic Stability Control (ESC)
- Front Camera
- Intelligent Around View Monitor (I-AVM) Back-Up Camera
- Left Side Camera
- Outboard Front Lap And Shoulder Safety Belts -inc: Rear Center 3 Point, Height Adjusters and Pretensioners
- Rear Child Safety Locks
- Rear Parking Sensors
- Right Side Camera
- Side Impact Beams
- Tire Specific Low Tire Pressure Warning

## Technical Specifications


### Brakes

- Brake ABS System (Second Line) N/A
- Brake ABS System 4-Wheel
- Brake Type 4-Wheel Disc
- Disc - Front (Yes or ) Yes
- Disc - Rear (Yes or ) Yes
- Drum - Rear (Yes or )
- Front Brake Rotor Diam x Thickness 12.6in
- Rear Brake Rotor Diam x Thickness 12.1in
- Rear Drum Diam x Width in

### Cargo Area Dimensions

- Cargo Area Length @ Floor to Seat 1 78.9in
- Cargo Area Length @ Floor to Seat 2 51.1in
- Cargo Area Length @ Floor to Seat 3 19.8in
- Cargo Area Width @ Beltline 45.9in
- Cargo Box (Area) Height 31.4in
- Cargo Box Width @ Wheelhousings N/Ain
- Cargo Volume to Seat 1 78.9ft<sup>3</sup>
- Cargo Volume to Seat 2 47ft<sup>3</sup>
- Cargo Volume to Seat 3 16ft<sup>3</sup>

### Cooling System



Licensed to J.D. Power

- Total Cooling System Capacity N/Aqts

## Electrical

- Cold Cranking Amps @ 0Å° F (Primary) N/A
- Maximum Alternator Capacity (amps) 150

## Emissions

- EPA Greenhouse Gas Score N/A
- Tons/yr of CO2 Emissions @ 15K mi/year 8.4

## Engine

- Displacement 3.5 L/213
- Engine Order Code
- Engine Type Regular Unleaded V-6
- Fuel System Gasoline Direct Injection
- SAE Net Horsepower @ RPM 284 @ 6400
- SAE Net Torque @ RPM 259 @ 4800

## Exterior Dimensions

- Height, Overall 69.5in
- Length, Overall N/Ain
- Liftover Height N/Ain
- Min Ground Clearance 7in
- Rear Door Opening Height N/Ain
- Rear Door Opening Width N/Ain
- Track Width, Front 65.7in
- Track Width, Rear 65.7in
- Wheelbase 114.2in
- Width, Max w/o mirrors 77.3in

## Fuel Tank

- Aux Fuel Tank Capacity, Approx N/Agal
- Fuel Tank Capacity, Approx 19.5gal

## Interior Dimensions


- Front Head Room 41.1in
- Front Hip Room 56.8in
- Front Leg Room 42.2in
- Front Shoulder Room 60.9in
- Passenger Capacity 7
- Passenger Volume 133.7ftÅ³
- Second Head Room 38.5in
- Second Hip Room 56in
- Second Leg Room 41.7in
- Second Shoulder Room 60.4in
- Third Head Room 36.5in
- Third Hip Room 42in
- Third Leg Room 30.7in
- Third Shoulder Room 57.1in

## Mileage

- Cruising Range - City 370.50mi
- Cruising Range - Hwy 507.00mi
- EPA Fuel Economy Est - City 19MPG
- EPA Fuel Economy Est - Hwy 26MPG
- EPA MPG Equivalent - City N/A
- EPA MPG Equivalent - Combined N/A
- EPA MPG Equivalent - Hwy N/A
- Fuel Economy Est-Combined 21MPG

## Steering

- Lock to Lock Turns (Steering) N/A
- Steering Ratio (:1), Overall N/A
- Steering Type Rack-Pinion
- Turning Diameter - Curb to Curb 38.7ft
- Turning Diameter - Wall to Wall N/Aft



## Suspension

- Shock Absorber Diameter - Front N/Amm
- Shock Absorber Diameter - Rear N/Amm
- Stabilizer Bar Diameter - Front N/Ain
- Stabilizer Bar Diameter - Rear N/Ain
- Suspension Type - Front (Cont.) Strut
- Suspension Type - Front Strut
- Suspension Type - Rear (Cont.) Multi-Link
- Suspension Type - Rear Multi-Link

## Tires

- Front Tire Order Code
- Front Tire Size P235/55HR20
- Rear Tire Order Code
- Rear Tire Size P235/55HR20
- Spare Tire Order Code
- Spare Tire Size Compact

## Trailer

- Dead Weight Hitch - Max Tongue Wt. 600lbs
- Dead Weight Hitch - Max Trailer Wt. 6000lbs
- Maximum Trailing Capacity 6000lbs
- Wt Distributing Hitch - Max Tongue Wt. 600lbs
- Wt Distributing Hitch - Max Trailer Wt. 6000lbs

## Transmission

- Clutch Size N/Ain
- Drivetrain Four Wheel Drive
- Final Drive Axle Ratio (:1) 5.25
- First Gear Ratio (:1) 2.41 - 0.38
- Reverse Ratio (:1) 2.31
- Trans Description Cont. Again
- Trans Description Cont. CVT w/OD
- Trans Order Code
- Trans Type 1
- Transfer Case Gear Ratio (:1), High N/A
- Transfer Case Gear Ratio (:1), Low N/A

## Vehicle

- EPA Classification Small Sport Utility Vehicles 4WD

## Weight Information

- Base Curb Weight 4662lbs
- Curb Weight - Front N/Albs
- Curb Weight - Rear N/Albs
- Curb Weight N/Albs
- Maximum Payload Capacity N/Albs
- Total Option Weight 0.00lbs

## Wheels

- Front Wheel Material Aluminum
- Front Wheel Size 20 X 7.5in
- Rear Wheel Material Aluminum
- Rear Wheel Size 20 X 7.5in
- Spare Wheel Material Steel
- Spare Wheel Size Compactin