



## Vehicle Information

**Date:** September 24, 2019  
**Vehicle:** 2016 Ford F150 Crew Cab XLT EcoBoost 4WD 3.5L V6 Turbo  
**VIN:** 1FTEW1EGOGKE83553  
**Weight:** 0



## New Cars/Trucks Values

### Powered by Chrome Data


	Base	Options	Destination	Adjusted Value
Base MSRP	\$40,635	\$8,255	\$1,195	<b>\$50,085</b>

### NADA New Vehicle Values


	Low	Average	High
Low	N/A	N/A	N/A
Average	N/A	N/A	N/A
High	N/A	N/A	N/A

## Optional Equipment

	Invoice	MSRP
110V/400W OUTLET Code: 91V-R	\$184.00	\$200.00
CHROME STEP BARS Code: 18C-R	\$0.00	\$0.00
CLASS IV TRAILER HITCH RECEIVER -inc: towing capability up to 5,000 lbs, smart trailer tow connector and 4-pin/7-pin wiring harness Code: 53B	\$88.00	\$95.00
EQUIPMENT GROUP 302A LUXURY SAVINGS *DISCOUNT* Code: -RET302A-R	\$-1840.00	\$-2000.00
EXTENDED RANGE 36 GALLON FUEL TANK Code: 655-R	\$364.00	\$395.00
FX4 OFF-ROAD PACKAGE -inc: 4x4 FX4 Off-Road Bodyside Decal, Hill Descent Control, Front & Rear Off-Road Tuned Shock Absorbers, Skid Plates (Fleet), fuel tank, transfer case and front differential Code: 55A-R	\$709.00	\$770.00
GWWR: 7,000 LBS PAYLOAD PACKAGE Code: -NONGV2-R	\$0.00	\$0.00
INTEGRATED TRAILER BRAKE CONTROLLER Code: 67T-R	\$253.00	\$275.00
LED BOX LIGHTING Code: 85P	\$115.00	\$125.00
MAX TRAILER TOW PACKAGE -inc: max towing capability up to 12,200 lbs, and upgraded rear bumper, Note: Ordering the Max Trailer Tow Package does not include Trailer Tow Mirrors, Trailer Tow Mirrors are a standalone option and must be ordered separately, (Option Code: 54M or 54Y/59S), Auxiliary Transmission Oil Cooler, Pro Trailer Backup Assist, tailgate LED and 4.2" LCD productivity screen in instrument cluster, Integrated Trailer Brake Controller, Electronic Locking w/3.55 Axle Ratio, Class IV Trailer Hitch Receiver, towing capability up to 5,000 lbs, smart trailer tow connector and 4-pin/7-pin wiring harness, Upgraded Front Stabilizer Bar Code: 53C-B	\$1100.00	\$1195.00



	Invoice	MSRP
POWER GLASS HEATED SIDEVIEW MIRRORS -inc: manual folding, turn signal, auto-dimming feature (driver's side) and black skull caps, Auto-Dimming Rearview Mirror Code: 54R-R	\$175.00	\$190.00
POWER-SLIDING REAR WINDOW -inc: privacy glass, Rear Window Defroster (Fleet) Code: 435-R	\$323.00	\$350.00
PRO TRAILER BACKUP ASSIST -inc: tailgate LED and 4.2" LCD productivity screen in instrument cluster Code: 47E-R	\$364.00	\$395.00
RADIO: SINGLE-CD W/SIRIUSXM SATELLITE -inc: SiriusXM US satellite service is available in the 48 contiguous United States and D.C, 7 speakers Code: 58C-R	\$0.00	\$0.00
REAR VIEW CAMERA W/DYNAMIC HITCH ASSIST Code: 76C-0-R	\$231.00	\$250.00
REAR WINDOW DEFROSTER Code: 57Q-R	\$0.00	\$0.00
REMOTE START SYSTEM Code: 59R-R	\$180.00	\$195.00
REVERSE SENSING SYSTEM Code: 76R-R	\$253.00	\$275.00
SKID PLATES -inc: fuel tank, transfer case and front differential Code: 413-R	\$0.00	\$0.00
SYNC 3 -inc: Enhanced voice recognition communications and entertainment system w/911 Assist and Applink, 8" LCD touchscreen in center stack w/swiping and pinch-to-zoom capabilities, 4.2" productivity screen in instrument cluster, 2 smart charging USB ports, compass and clock display Code: 52L-R	\$415.00	\$450.00
VOICE-ACTIVATED NAVIGATION -inc: SiriusXM Traffic and Travel Link w/5 years of service in the 48 Contiguous United States and D.C, Note: Subscriptions to all SiriusXM services are sold by SiriusXM after trial expires, Subscriptions are governed by SiriusXM Customer Agreement; see www.siriusxm.com Code: 50N-0-R	\$732.00	\$795.00
XLT CHROME APPEARANCE PACKAGE -inc: 2 chrome front tow hooks, Single-Tip Chrome Exhaust, Tires: P275/65R18 OWL A/T, Chrome Door & Tailgate Handles w/Body-Color Bezel, bezel on side doors and black on tailgate, Wheels: 18" Chrome-Like PVD, Chrome Billet Style Grille w/Chrome Surround, black mesh insert, Chrome Step Bars *GROSS* Code: 86B-0-R	\$1560.00	\$1695.00
XLT CHROME APPEARANCE PACKAGE SAVINGS *DISCOUNT* Code: -RET86B-R	\$-691.00	\$-750.00
ELECTRONIC LOCKING W/3.55 AXLE RATIO Code: XL9-R	\$0.00	\$0.00
ENGINE: 3.5L V6 ECOBOOST -inc: 3.31 Axle Ratio, GVWR: 7,000 lbs Payload Package Code: 99G	\$2125.00	\$2310.00
EQUIPMENT GROUP 302A LUXURY	\$4825.00	\$5245.00



Invoice MSRP

-inc: Radio: Single-CD w/SiriusXM Satellite SiriusXM US satellite service is available in the 48 contiguous United States and D.C, 7 speakers, Rear View Camera w/Dynamic Hitch Assist, Class IV Trailer Hitch Receiver, towing capability up to 5,000 lbs, smart trailer tow connector and 4-pin/7-pin wiring harness, XLT Chrome Appearance Package, 2 chrome front tow hooks, Single-Tip Chrome Exhaust, Tires: P275/65R18 OWL A/T, Chrome Door & Tailgate Handles w/Body-Color Bezel, bezel on side doors and black on tailgate, Wheels: 18" Chrome-Like PVD, Chrome Billet Style Grille w/Chrome Surround, black mesh insert, Chrome Step Bars, Leather-Wrapped Steering Wheel, Remote Start System, 10-Way Power Driver's & Passenger Seats, SYNC 3 Enhanced voice recognition communications and entertainment system w/911 Assist and Applink, 8" LCD touchscreen in center stack w/swiping and pinch-to-zoom capabilities, 4.2" productivity screen in instrument cluster, 2 smart charging USB ports, compass and clock display, Power Glass Heated Sideview Mirrors, manual folding, turn signal, auto-dimming feature (driver's side) and black skull caps, Auto-Dimming Rearview Mirror, Reverse Sensing System, LED Box Lighting, Power-Sliding Rear Window, privacy glass, Rear Window Defroster (Fleet), Power-Adjustable Pedals, Heated Front Seats, Rear Under-Seat Storage, 110V/400W Outlet \*GROSS\* Code: 302A-0-R

MONOTONE PAINT APPLICATION	\$0.00	\$0.00
Code: -PAINT		
SHADOW BLACK	\$0.00	\$0.00
Code: G1-R		
MEDIUM EARTH GRAY, CLOTH 40/20/40 FRONT SEAT	\$0.00	\$0.00
-inc: 4-way adjustable driver/passenger headrests w/300A-inc: manual driver/passenger lumbar and armrest with storage w/301A-inc: power driver/manual passenger lumbar and armrest with storage w/302A-inc: power driver/passenger lumbar and armrest with storage		
Code: MG		
TIRES: LT275/65R18C OWL A/T	\$272.00	\$295.00
Code: T8C-R		
TIRES: P275/65R18 OWL A/T	\$0.00	\$0.00
Code: T84-R		
TRANSMISSION: ELECTRONIC 6-SPEED AUTOMATIC	\$0.00	\$0.00
-inc: tow/haul mode (STD) Code: 446		
WHEELS: 18" CHROME-LIKE PVD	\$0.00	\$0.00
Code: 64T-R		

## Standard Equipment

### ENTERTAINMENT

- 2 LCD Monitors In The Front
- Fixed Antenna
- Radio w/Clock
- Radio: AM/FM Stereo/Single-CD Player -inc: 6 speakers
- SYNC Voice Recognition Communications -inc: Enhanced voice recognition communication and entertainment system, 911 assist, 4.2" LCD display in center stack, Applink, 1 smart charging USB port, VHR, SYNC services, Bluetooth and steering wheel audio controls, Compass display in instrument cluster

### EXTERIOR

- Aluminum Panels
- Black Door Handles
- Black Power Side Mirrors w/Convex Spotter and Manual Folding
- Black Side Windows Trim and Black Front Windshield Trim
- Cargo Lamp w/High Mount Stop Light
- Chrome Front Bumper w/Body-Colored Rub Strip/Fascia Accent and 2 Tow Hooks
- Chrome Grille
- Chrome Rear Step Bumper
- Clearcoat Paint
- Deep Tinted Glass
- Fixed Rear Window
- Front Fog Lamps
- Full-Size Spare Tire Stored Underbody w/Crankdown
- Fully Automatic Aero-Composite Halogen Daytime Running Lights Preference Setting Headlamps w/Delay-Off
- Perimeter/Approach Lights
- Regular Box Style



Licensed to J.D. Power

- Steel Spare Wheel
- Tailgate Rear Cargo Access
- Tailgate/Rear Door Lock Included w/Power Door Locks
- Tires: P265/70R17 OWL A/T
- Variable Intermittent Wipers
- Wheels: 17" Silver Painted Aluminum

## INTERIOR


- 2 Seatback Storage Pockets
- 3 12V DC Power Outlets
- 4-Way Driver Seat -inc: Manual Recline and Fore/Aft Movement
- 4-Way Passenger Seat -inc: Manual Recline and Fore/Aft Movement
- 60-40 Folding Split-Bench Front Facing Fold-Up Cushion Rear Seat
- Analog Display
- Cloth 40/20/40 Front Seat -inc: 4-way adjustable driver/passenger headrests, manual driver/passenger lumbar and armrest w/storage
- Compass
- Cruise Control w/Steering Wheel Controls
- Day-Night Rearview Mirror
- Delayed Accessory Power
- Driver And Passenger Visor Vanity Mirrors
- Fade-To-Off Interior Lighting
- Front And Rear Map Lights
- Front Cupholder
- Full Carpet Floor Covering -inc: Carpet Front And Rear Floor Mats
- Full Cloth Headliner
- Gauges -inc: Speedometer, Odometer, Voltmeter, Oil Pressure, Engine Coolant Temp, Tachometer, Transmission Fluid Temp and Trip Odometer
- Glove Box
- HVAC -inc: Underseat Ducts
- Instrument Panel Bin, Dashboard Storage, Driver / Passenger And Rear Door Bins and 1st Row Underseat Storage
- Interior Trim -inc: Metal-Look Instrument Panel Insert, Cabback Insulator and Chrome Interior Accents
- Keypad
- Manual Adjustable Rear Head Restraints
- Manual Air Conditioning
- Manual Tilt/Telescoping Steering Column
- Outside Temp Gauge
- Perimeter Alarm
- Pickup Cargo Box Lights
- Power 1st Row Windows w/Driver And Passenger 1-Touch Up/Down
- Power Door Locks w/Autolock Feature
- Power Rear Windows
- Rear Cupholder
- Remote Keyless Entry w/Integrated Key Transmitter, Illuminated Entry and Panic Button
- Securilock Anti-Theft Ignition (pats) Engine Immobilizer
- Urethane Gear Shift Knob

## MECHANICAL

- 1590lbs. Maximum Payload
- 200 Amp Alternator
- 23 Gal. Fuel Tank
- 3.73 Axle Ratio
- 4-Wheel Disc Brakes w/4-Wheel ABS, Front And Rear Vented Discs, Brake Assist, Hill Hold Control and Electric Parking Brake
- 70-Amp/Hr 610CCA Maintenance-Free Battery w/Run Down Protection
- Auto Locking Hubs
- Double Wishbone Front Suspension w/Coil Springs
- Electric Power-Assist Speed-Sensing Steering
- Electronic Transfer Case
- Engine: 3.5L V6 Ti-VCT FFV
- Front Anti-Roll Bar
- Gas-Pressurized Shock Absorbers
- GVWR: 6,350 lbs Payload Package
- Leaf Rear Suspension w/Leaf Springs
- Part-Time Four-Wheel Drive
- Single Stainless Steel Exhaust
- Towing Equipment -inc: Trailer Sway Control
- Trailer Wiring Harness
- Transmission: Electronic 6-Speed Automatic -inc: tow/haul mode

## SAFETY

- ABS And Driveline Traction Control
- Airbag Occupancy Sensor
- Dual Stage Driver And Passenger Front Airbags
- Dual Stage Driver And Passenger Seat-Mounted Side Airbags
- Electronic Stability Control (ESC) And Roll Stability Control (RSC)
- Mykey System -inc: Top Speed Limiter, Audio Volume Limiter, Early Low Fuel Warning, Programmable Sound Chimes and Beltminder w/Audio Mute



- Outboard Front Lap And Shoulder Safety Belts -inc: Rear Center 3 Point, Height Adjusters and Pretensioners
- Rear Child Safety Locks
- Safety Canopy System Curtain 1st And 2nd Row Airbags
- Side Impact Beams
- Tire Specific Low Tire Pressure Warning

## Technical Specifications

### Brakes

- Brake ABS System (Second Line) 4-Wheel
- Brake ABS System 4-Wheel
- Brake Type 4-Wheel Disc
- Disc - Front (Yes or ) Yes
- Disc - Rear (Yes or ) Yes
- Drum - Rear (Yes or )
- Front Brake Rotor Diam x Thickness 13.8in
- Rear Brake Rotor Diam x Thickness 13.7in
- Rear Drum Diam x Width in

### Cargo Area Dimensions

- Cargo Box (Area) Height 21.4in
- Cargo Box Length @ Floor 66in
- Cargo Box Width @ Floor 65.2in
- Cargo Box Width @ Top, Rear 65.2in
- Cargo Box Width @ Wheelhousings 50.6in
- Cargo Volume 52.8ft<sup>3</sup>
- Ext'd Cab Cargo Volume N/Aft<sup>3</sup>
- Tailgate Width 60.3in

### Cooling System

- Total Cooling System Capacity N/Aqts

### Electrical

- Cold Cranking Amps @ 0Å° F (2nd) 610
- Cold Cranking Amps @ 0Å° F (3rd) N/A
- Cold Cranking Amps @ 0Å° F (Primary) 610
- Maximum Alternator Capacity (amps) 200

### Emissions

- EPA Greenhouse Gas Score N/A
- Tons/yr of CO2 Emissions @ 15K mi/year 9.8 (Est)

### Engine

- Displacement 3.5 L/213
- Engine Oil Cooler None
- Engine Order Code 99G
- Engine Type Twin Turbo Regular Unleaded V-6
- Fuel System Gasoline Direct Injection
- SAE Net Horsepower @ RPM 365 @ 5000
- SAE Net Torque @ RPM 420 @ 2500

### Exterior Dimensions

- Body Length 0.00ft
- Cab to Axle N/Ain
- Cab to Body N/Ain
- Cab to End of Frame N/Ain
- Frame Width, Rear N/Ain
- Front Bumper to Back of Cab N/Ain
- Ground Clearance, Front 9.3in
- Ground Clearance, Rear 9.3in
- Ground to Top of Frame N/Ain
- Ground to Top of Load Floor 34.6in
- Height, Overall 77.2in
- Length, Overall N/Ain
- Length, Overall w/o rear bumper 231.9in
- Length, Overall w/rear bumper N/Ain



Licensed to J.D. Power

- Overhang, Front 37.8in
- Overhang, Rear w/o bumper N/Ain
- Wheelbase 145in
- Width, Max w/o mirrors 79.9in

## Frame

- Frame RBM N/AN/A
- Frame Strength N/Albs
- Frame Thickness N/Ain
- Frame Type N/A
- Sect Modulus Rails Only N/Ain<sup>3</sup>

## Fuel Tank

- Aux Fuel Tank Capacity, Approx N/Agal
- Aux Fuel Tank Location N/A
- Fuel Tank Capacity, Approx 36gal
- Fuel Tank Location N/A

## Interior Dimensions

- Front Head Room 40.8in
- Front Hip Room 62.5in
- Front Leg Room 43.9in
- Front Shoulder Room 66.7in
- Passenger Capacity 6
- Second Head Room 40.4in
- Second Hip Room 64.7in
- Second Leg Room 43.6in
- Second Shoulder Room 65.9in

## Mileage

- Cruising Range - City 576.00mi
- Cruising Range - Hwy 792.00mi
- EPA Fuel Economy Est - City 16MPG
- EPA Fuel Economy Est - Hwy 22MPG
- Fuel Economy Est-Combined 18MPG

## Steering

- Steering Ratio (:1), At Lock N/A
- Steering Ratio (:1), On Center N/A
- Steering Ratio (:1), Overall N/A
- Steering Type Rack-Pinion
- Turning Diameter - Curb to Curb 47.8ft
- Turning Diameter - Wall to Wall N/Aft

## Suspension

- Axle Capacity - Front 3750lbs
- Axle Capacity - Rear 4800lbs
- Axle Ratio (:1) - Front 3.55
- Axle Ratio (:1) - Rear 3.55
- Axle Type - Front Independent
- Axle Type - Rear Rigid Axle
- Shock Absorber Diameter - Front N/Amm
- Shock Absorber Diameter - Rear N/Amm
- Spring Capacity - Front 3450lbs
- Spring Capacity - Rear 3300lbs
- Stabilizer Bar Diameter - Front N/Ain
- Stabilizer Bar Diameter - Rear N/Ain
- Suspension Type - Front Double Wishbone
- Suspension Type - Rear Leaf

## Tires

- Front Tire Capacity 3650lbs
- Front Tire Order Code T8C
- Front Tire Size LT275/65SR18
- Rear Tire Capacity 4056lbs
- Rear Tire Order Code T8C
- Rear Tire Size LT275/65SR18



- Revolutions/Mile @ 45 mph - Front N/A
- Revolutions/Mile @ 45 mph - Rear N/A
- Revolutions/Mile @ 45 mph - Spare N/A
- Spare Tire Capacity N/Albs
- Spare Tire Order Code
- Spare Tire Size Full-Size

## Trailer

- Dead Weight Hitch - Max Tongue Wt. 710lbs
- Dead Weight Hitch - Max Trailer Wt. 7100lbs
- Maximum Trailering Capacity 7100lbs
- Wt Distributing Hitch - Max Tongue Wt. 710lbs
- Wt Distributing Hitch - Max Trailer Wt. 7100lbs

## Transmission

- Clutch Size N/Ain
- Drivetrain Four Wheel Drive
- Fifth Gear Ratio (:1) 0.86
- Final Drive Axle Ratio (:1) N/A
- First Gear Ratio (:1) 4.17
- Fourth Gear Ratio (:1) 1.14
- Reverse Ratio (:1) 3.40
- Second Gear Ratio (:1) 2.34
- Sixth Gear Ratio (:1) 0.69
- Third Gear Ratio (:1) 1.52
- Trans Description Cont. Again
- Trans Description Cont. Automatic w/OD
- Trans Order Code 446
- Trans Power Take Off N/A
- Trans Type 6
- Transfer Case Gear Ratio (:1), High N/A
- Transfer Case Gear Ratio (:1), Low N/A
- Transfer Case Model Electronic
- Transfer Case Power Take Off No

## Weight Information

- As Spec'd Curb Weight 5082.00lbs
- As Spec'd Payload 1668.00lbs
- Curb Weight - Front 2795lbs
- Curb Weight - Rear 1914lbs
- Curb Weight 4709.00lbs
- Gross Axle Weight Rating 6750.00lbs
- Gross Axle Wt Rating - Front 3450lbs
- Gross Axle Wt Rating - Rear 3300lbs
- Gross Combined Wt Rating 12200lbs
- Gross Vehicle Weight Rating 6750.00lbs
- Maximum Payload Capacity 2291.00lbs
- Option Weight - Front 180.00lbs
- Option Weight - Rear 193.00lbs
- Payload Weight Front 0lbs
- Payload Weight Rear 0lbs
- Reserve Axle Capacity - Front 475.00lbs
- Reserve Axle Capacity - Rear 1193.00lbs
- Reserve Axle Capacity 1668.00lbs
- Standard Weight - Front 0lbs
- Standard Weight - Rear 0lbs
- Total Option Weight 373.00lbs

## Wheels

- Front Wheel Material Aluminum
- Front Wheel Size 18 X 7.5in
- Rear Wheel Material Aluminum
- Rear Wheel Size 18 X 7.5in
- Spare Wheel Material Steel
- Spare Wheel Size Full-Sizein